

TYPE YGIB

GROUNDLINK™

An irreversible compression ground connection which allows attachment to a structural steel standard (angled) or wide flange (parallel) beam. Installed with a required 5-piece die set, Catalog PIPEAMKIT or UIBEAMKIT. Die index 1105. GROUNDLINK™ connectors are made of high-conductivity wrought copper and come pre-filled with PENETROX™ E compound and strip sealed. Order terminal mounting hardware separately.



IEEE-837*

Connector shipped with thread protection studs only. Order TMHG kits separately.

E-27

NOTES:

Terminal connector to be ordered separately. When I-beam connector is used with type YGHA terminal, the connection meets IEEE 837. YGA-2N, YA-2N and other BURNDY® 2-hole NEMA copper terminals are suitable.

Order TMHG Terminal Mounting Hardware Kit separately. Kit consists of 2 studs, 2 flat washers, 2 lockwashers and 2 hex nuts.

Using the 1/4 hex key wrench, screw the stud into the connector until stud bottoms out in connector. Install a YGHA terminal, flat washer, lockwasher and hex nut onto stud. Tighten and torque to 480 pound-inches.

Dimensions shown in i-Beam Flange Thickness column reflect the minimum dimensions required on a beam to properly install the i-Beam connector.

To correctly determine the appropriate YGIB connector to use based on flange thickness, order either YGIBGAUGE1 or YGIBKIT1 (KIT1 contains wiremike).

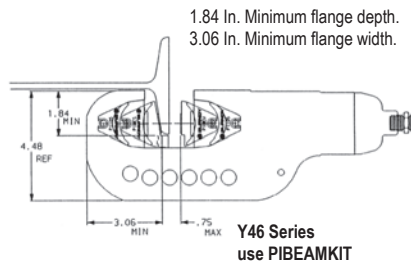


Fig. 1

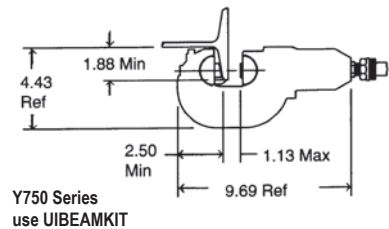
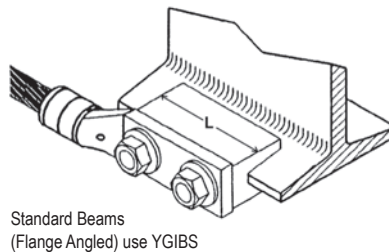
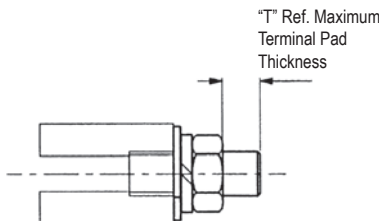
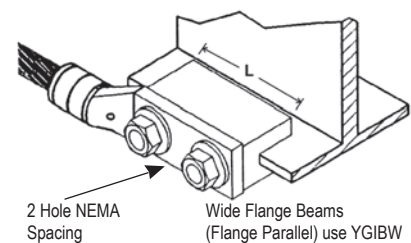


Fig. 2



TERMINAL MOUNTING HARDWARE

Catalog Number	"T"
TMHG-42	0.42
TMHG-92	0.92

NOTE: Use TMHG-92 to double stack lugs.

*Please contact Customer Service for applications requiring IEEE-837 2014.

TYPE YGIB

GROUNDLINK™ CONNECTOR

(Continued)

E-28

Catalog Number	Copper Conductor Size	Fig. #	L	J	I-Beam Flange Thickness	Suggested Terminals		T	
						Copper Conductor	Terminal		
YGIBS28-338-2N	2 AWG-4/0 AWG	1	3.00	1/2-13	0.250" - 0.338"	#2 Str. AWG	YGHA2C-2N	0.26	
						1/0 Str. AWG	YGHA25-2N	0.19	
YGIBW28-338-2N	2 AWG-4/0 AWG	2	3.00	1/2-13			2/0 Str. AWG	YGHA26-2N	0.26
							4/0 Str. AWG	YGHA28-2N	0.30
YGIBS34-338-2N	250 kcmil-500 kcmil	1	6.00	1/2-13			250 kcmil	YGHA29-2N	0.34 0.40
YGIBW34-338-2N	250 kcmil-500 kcmil	2	6.00	1/2-13		500 kcmil	YGHA34-2N	0.34 0.40	
YGIBS28-400-2N	2 AWG-4/0 AWG	1	3.00	1/2-13	0.338" - 0.400"	#2 Str. AWG	YGHA2C-2N	0.26	
						1/0 Str. AWG	YGHA25-2N	0.19	
YGIBW28-400-2N	2 AWG-4/0 AWG	2	3.00	1/2-13			2/0 Str. AWG	YGHA26-2N	0.26
							4/0 Str. AWG	YGHA28-2N	0.30
YGIBS34-400-2N	250 kcmil-500 kcmil	1	6.00	1/2-13			250 kcmil	YGHA29-2N	0.34 0.40
YGIBW34-400-2N	250 kcmil-500 kcmil	2	6.00	1/2-13		500 kcmil	YGHA34-2N	0.34 0.40	
YGIBS28-462-2N	2 AWG-4/0 AWG	1	3.00	1/2-13	0.400" - 0.462"	#2 Str. AWG	YGHA2C-2N	0.26	
						1/0 Str. AWG	YGHA25-2N	0.19	
YGIBW28-462-2N	2 AWG-4/0 AWG	2	3.00	1/2-13			2/0 Str. AWG	YGHA26-2N	0.26
							4/0 Str. AWG	YGHA28-2N	0.30
YGIBS34-462-2N	250 kcmil-500 kcmil	1	6.00	1/2-13			250 kcmil	YGHA29-2N	0.34 0.40
YGIBW34-462-2N	250 kcmil-500 kcmil	2	6.00	1/2-13		500 kcmil	YGHA34-2N	0.34 0.40	
YGIBS28-550-2N	2 AWG-4/0 AWG	1	3.00	1/2-13	0.462" - 0.550"	#2 Str. AWG	YGHA2C-2N	0.26	
						1/0 Str. AWG	YGHA25-2N	0.19	
YGIBW28-550-2N	2 AWG-4/0 AWG	2	3.00	1/2-13			2/0 Str. AWG	YGHA26-2N	0.26
							4/0 Str. AWG	YGHA28-2N	0.30
YGIBS34-550-2N	250 kcmil-500 kcmil	1	6.00	1/2-13			250 kcmil	YGHA29-2N	0.34 0.40
YGIBW34-550-2N	250 kcmil-500 kcmil	2	6.00	1/2-13		500 kcmil	YGHA34-2N	0.34 0.40	
YGIBS28-613-2N	2 AWG-4/0 AWG	1	3.00	1/2-13	0.550" - 0.613"	#2 Str. AWG	YGHA2C-2N	0.26	
						1/0 Str. AWG	YGHA25-2N	0.19	
YGIBW28-613-2N	2 AWG-4/0 AWG	2	3.00	1/2-13			2/0 Str. AWG	YGHA26-2N	0.26
							4/0 Str. AWG	YGHA28-2N	0.30
YGIBW34-613-2N	250 kcmil-500 kcmil	2	6.00	1/2-13			500 kcmil	YGHA34-2N	0.34 0.40
YGIBS28-675-2N	2 AWG-4/0 AWG	1	3.00	1/2-13	0.613" - 0.675"	#2 Str. AWG	YGHA2C-2N	0.26	
						1/0 Str. AWG	YGHA25-2N	0.19	
YGIBW28-675-2N	2 AWG-4/0 AWG	2	3.00	1/2-13			2/0 Str. AWG	YGHA26-2N	0.26
							4/0 Str. AWG	YGHA28-2N	0.30
YGIBS34-675-2N	250 kcmil-500 kcmil	1	6.00	1/2-13			250 kcmil 500 kcmil	YGHA29-2N	0.34 0.40
YGIBW34-675-2N	250 kcmil-500 kcmil	2	6.00	1/2-13		500 kcmil	YGHA34-2N	0.34 0.40	
YGIBW28-750-2N	2 AWG-4/0 AWG	3	3.00	1/2-13	0.690" - 0.750"	4/0 Str. AWG	YGHA28-2N	0.30	
YGIBW28-1000-2N	2 AWG-4/0 AWG	3	3.00	1/2-13	1.000" - 1.060"	2/0 Str. AWG	YGHA2C-2N	0.26	
						4/0 Str. AWG	YGHA28-2N	0.30	

TYPE YGIB

GROUNDLINK™

An irreversible compression ground connection which allows attachment to a structural steel standard (angled) or wide flange (parallel) beam. Installed with a required 5-piece die set, Catalog PIPEAMKIT or UIBEAMKIT. Die index 1105. GROUNDLINK™ connectors are made of high-conductivity wrought copper and come pre-filled with PENETROX™ E compound and strip sealed. Order terminal mounting hardware separately.



IEEE-837*

Connector shipped with thread protection studs only. Order TMHG kits separately.

E-27

NOTES:

Terminal connector to be ordered separately. When I-beam connector is used with type YGHA terminal, the connection meets IEEE 837. YGA-2N, YA-2N and other BURNDY® 2-hole NEMA copper terminals are suitable.

Order TMHG Terminal Mounting Hardware Kit separately. Kit consists of 2 studs, 2 flat washers, 2 lockwashers and 2 hex nuts.

Using the 1/4 hex key wrench, screw the stud into the connector until stud bottoms out in connector. Install a YGHA terminal, flat washer, lockwasher and hex nut onto stud. Tighten and torque to 480 pound-inches.

Dimensions shown in i-Beam Flange Thickness column reflect the minimum dimensions required on a beam to properly install the i-Beam connector.

To correctly determine the appropriate YGIB connector to use based on flange thickness, order either YGIBGAUGE1 or YGIBKIT1 (KIT1 contains wiremike).

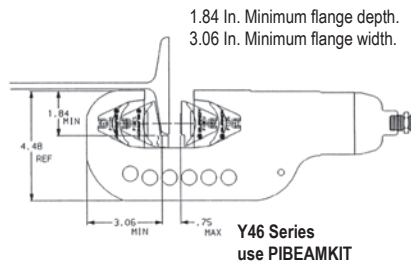


Fig. 1

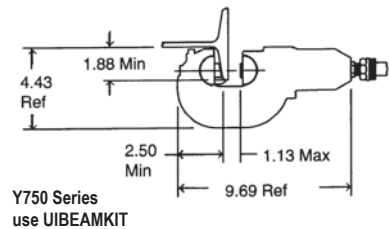
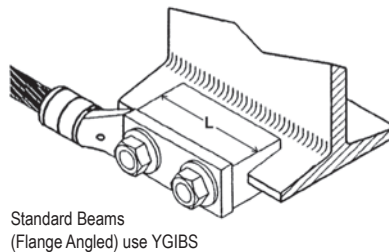
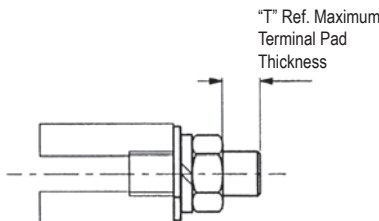
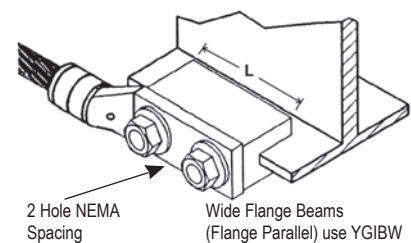


Fig. 2



TERMINAL MOUNTING HARDWARE

Catalog Number	"T"
TMHG-42	0.42
TMHG-92	0.92

NOTE: Use TMHG-92 to double stack lugs.

*Please contact Customer Service for applications requiring IEEE-837 2014.

TYPE YGIB

GROUNDLINK™ CONNECTOR

(Continued)

E-28

Catalog Number	Copper Conductor Size	Fig. #	L	J	I-Beam Flange Thickness	Suggested Terminals		T
						Copper Conductor	Terminal	
YGIBS28-338-2N	2 AWG-4/0 AWG	1	3.00	1/2-13	0.250" - 0.338"	#2 Str. AWG	YGHA2C-2N	0.26
						1/0 Str. AWG	YGHA25-2N	0.19
YGIBW28-338-2N	2 AWG-4/0 AWG	2	3.00	1/2-13		2/0 Str. AWG	YGHA26-2N	0.26
						4/0 Str. AWG	YGHA28-2N	0.30
YGIBS34-338-2N	250 kcmil-500 kcmil	1	6.00	1/2-13		250 kcmil	YGHA29-2N	0.34 0.40
YGIBW34-338-2N	250 kcmil-500 kcmil	2	6.00	1/2-13	500 kcmil	YGHA34-2N	0.34 0.40	
YGIBS28-400-2N	2 AWG-4/0 AWG	1	3.00	1/2-13	0.338" - 0.400"	#2 Str. AWG	YGHA2C-2N	0.26
						1/0 Str. AWG	YGHA25-2N	0.19
YGIBW28-400-2N	2 AWG-4/0 AWG	2	3.00	1/2-13		2/0 Str. AWG	YGHA26-2N	0.26
						4/0 Str. AWG	YGHA28-2N	0.30
YGIBS34-400-2N	250 kcmil-500 kcmil	1	6.00	1/2-13		250 kcmil	YGHA29-2N	0.34 0.40
YGIBW34-400-2N	250 kcmil-500 kcmil	2	6.00	1/2-13	500 kcmil	YGHA34-2N	0.34 0.40	
YGIBS28-462-2N	2 AWG-4/0 AWG	1	3.00	1/2-13	0.400" - 0.462"	#2 Str. AWG	YGHA2C-2N	0.26
						1/0 Str. AWG	YGHA25-2N	0.19
YGIBW28-462-2N	2 AWG-4/0 AWG	2	3.00	1/2-13		2/0 Str. AWG	YGHA26-2N	0.26
						4/0 Str. AWG	YGHA28-2N	0.30
YGIBS34-462-2N	250 kcmil-500 kcmil	1	6.00	1/2-13		250 kcmil	YGHA29-2N	0.34 0.40
YGIBW34-462-2N	250 kcmil-500 kcmil	2	6.00	1/2-13	500 kcmil	YGHA34-2N	0.34 0.40	
YGIBS28-550-2N	2 AWG-4/0 AWG	1	3.00	1/2-13	0.462" - 0.550"	#2 Str. AWG	YGHA2C-2N	0.26
						1/0 Str. AWG	YGHA25-2N	0.19
YGIBW28-550-2N	2 AWG-4/0 AWG	2	3.00	1/2-13		2/0 Str. AWG	YGHA26-2N	0.26
						4/0 Str. AWG	YGHA28-2N	0.30
YGIBS34-550-2N	250 kcmil-500 kcmil	1	6.00	1/2-13		250 kcmil	YGHA29-2N	0.34 0.40
YGIBW34-550-2N	250 kcmil-500 kcmil	2	6.00	1/2-13	500 kcmil	YGHA34-2N	0.34 0.40	
YGIBS28-613-2N	2 AWG-4/0 AWG	1	3.00	1/2-13	0.550" - 0.613"	#2 Str. AWG	YGHA2C-2N	0.26
						1/0 Str. AWG	YGHA25-2N	0.19
YGIBW28-613-2N	2 AWG-4/0 AWG	2	3.00	1/2-13		2/0 Str. AWG	YGHA26-2N	0.26
						4/0 Str. AWG	YGHA28-2N	0.30
YGIBW34-613-2N	250 kcmil-500 kcmil	2	6.00	1/2-13		500 kcmil	YGHA34-2N	0.34 0.40
YGIBS28-675-2N	2 AWG-4/0 AWG	1	3.00	1/2-13	0.613" - 0.675"	#2 Str. AWG	YGHA2C-2N	0.26
						1/0 Str. AWG	YGHA25-2N	0.19
YGIBW28-675-2N	2 AWG-4/0 AWG	2	3.00	1/2-13		2/0 Str. AWG	YGHA26-2N	0.26
						4/0 Str. AWG	YGHA28-2N	0.30
YGIBS34-675-2N	250 kcmil-500 kcmil	1	6.00	1/2-13		250 kcmil 500 kcmil	YGHA29-2N	0.34 0.40
YGIBW34-675-2N	250 kcmil-500 kcmil	2	6.00	1/2-13	500 kcmil	YGHA34-2N	0.34 0.40	
YGIBW28-750-2N	2 AWG-4/0 AWG	3	3.00	1/2-13	0.690" - 0.750"	4/0 Str. AWG	YGHA28-2N	0.30
YGIBW28-1000-2N	2 AWG-4/0 AWG	3	3.00	1/2-13	1.000" - 1.060"	2/0 Str. AWG	YGHA2C-2N	0.26
						4/0 Str. AWG	YGHA28-2N	0.30