

# Form 35® Malleable Iron Unilet® Conduit Outlet Bodies

For use with Rigid Steel, Rigid Aluminum and IMC Conduit.

## Applications

- Serve as pulling fittings.
- Make bends in conduit system.
- Provide openings for splicing.
- Connect and change direction of conduit runs.
- Allow connections for branch runs.
- Permit access to conductors for maintenance.

## Features

- Smooth, rounded integral bushings in hubs protect conductor insulation.
- Accurately tapped, tapered threads for tight, rigid joints and excellent ground continuity.
- Form 35 malleable iron Unilets: high tensile strength and ductility. High corrosion-resistance, high impact and shock resistance.
- Exclusive built-in easy-pulling rollers in type C (1-1/4" thru 4") and type LB (1-1/4" thru 4"): eliminate damage when cable is pulled through hubs.
- Sizes with flat-back design ideal where fitting is mounted flat against surface.
- 1/2" to 3" blank covers are domed for extra wiring space.

## Standard Materials

- Bodies: malleable iron
- Blank covers: malleable iron, steel or aluminum
- Cover screws: stainless steel
- Gaskets: neoprene or composition fiber

## Standard Finishes

- Malleable iron bodies and covers: triple-coat — (1) zinc electroplate, (2) chromate, and (3) epoxy powder coat
- Steel covers: zinc electroplate

## Certifications and Compliances

- UL Standards: 514A, 514B
- UL Listed: E2527
- CSA Standard: C22.2 No. 18.3
- CSA Certified: 065183
- NEMA Standard: FB-1

## Related Products

- For explosionproof conduit outlet bodies and boxes, see *Enclosures and Junction boxes*.








2" Type LB with rollers shown

# Form 35® Malleable Iron Unilet® Conduit Outlet Bodies






For use with Rigid Steel, Rigid Aluminum and IMC Conduit.

FITTINGS: CONDUIT BODIES

## Threaded Type Conduit Bodies

| Hub Size (Inches) | C   | E   | LB  | LL   | LR  |
|-------------------|---|---|---|--|---|
|                   |  |  |  |  |  |
| 1/2               | C50-M   | E50-M   | LB50-M  | LL50-M   | LR50-M  |
| 3/4               | C75-M   | E75-M   | LB75-M  | LL75-M   | LR75-M  |
| 1                 | C100-M  | E100-M  | LB100-M   | LL100-M  | LR100-M   |
| 1-1/4             | C125-M ‡  | E125-M  | LB125-M ‡   | LL125-M  | LR125-M   |
| 1-1/2             | C150-M ‡  | E150-M  | LB150-M ‡   | LL150-M  | LR150-M   |
| 2                 | C200-M ‡  | —   | LB200-M ‡   | LL200-M  | LR200-M   |
| 2-1/2             | C250-M ‡  | —   | LB250-M ‡   | LL250-M  | LR250-M   |
| 3                 | C300-M ‡  | —   | LB300-M ‡   | LL300-M  | LR300-M   |
| 3-1/2             | C350-M ‡  | —   | LB350-M ‡   | LL350-M  | LR350-M   |
| 4                 | C400-M ‡  | —   | LB400-M ‡   | LL400-M  | LR400-M   |
| 5                 | —   | —   | LB500-M   | —  | —   |
| 6                 | —   | —   | LB600-M   | —  | —   |
| Hub Size (Inches) | LRL †   | T   | TA  | TB   | X   |



|       |   |   |   |  |   |
|-------|---|---|---|--|---|
|       |  |  |  |  |  |
| 1/2   | LRL50-M   | T50-M   | TA50-M  | TB50-M   | X50-M   |
| 3/4   | LRL75-M   | T75-M   | TA75-M  | TB75-M   | X75-M   |
| 1     | LRL100-M  | T100-M  | TA100-M   | TB100-M  | X100-M  |
| 1-1/4 | LRL125-M  | T125-M  | —   | TB125-M  | X125-M  |
| 1-1/2 | LRL150-M  | T150-M  | —   | TB150-M  | X150-M  |
| 2     | LRL200-M  | T200-M  | —   | TB200-M  | X200-M  |
| 2-1/2 | —   | T250-M  | —   | —  | —   |
| 3     | —   | T300-M  | —   | —  | —   |
| 3-1/2 | —   | T350-M  | —   | —  | —   |
| 4     | —   | T400-M  | —   | —  | —   |

## Back Style for Form 35 Unilet Conduit Body Sizes (Inches)

| Unilet Body | Flat Back   | Round Back   | Unilet Body | Flat Back   | Round Back     |
|-------------|-------------|--------------|-------------|-------------|----------------|
| C, LB       | 1/2 – 2     | 2-1/2 and up | TB          | 1/2 – 1-1/2 | 1/2, 3/4, 1, 2 |
| E           | 1/2 – 1-1/2 | 1-1/4 and up | X           | 1/2 – 2     | 1-1/4 and up   |
| LL, LR, T   | 1/2 – 2     | 2-1/2 and up | TA          | All sizes   | —              |

† LRL Unilets have double opening and are furnished with one steel cover, assembled.

‡ Catalog numbers having roller feature, all others do not.

# Form 35® Malleable Iron Unilet® Conduit Outlet Bodies and Wiring Capacity

Compression Type for use with Threadless Rigid Metal Conduit.

## Compression Type — For use with Threadless Rigid Metal Conduit – Flat Back Design

| Hub Size (Inches) | LB  | LRL *  | T   |
|-------------------|---|--|---|
|                   |  |  |  |
| 1/2               | <b>LB50N-M</b>  | <b>LRL50N-M</b>  | <b>T50N-M</b>   |
| 3/4               | <b>LB75N-M</b>  | <b>LRL75N-M</b>  | <b>T75N-M</b>   |
| 1                 | <b>LB100N-M</b>   | <b>LRL100N-M</b>   | <b>T100N-M</b>  |

## Wiring Capacity: Combine Body and Cover Capacities for Total Usable Capacity per NEC 314.16(A)

| Hub Size (Inches) | Capacity (in <sup>3</sup> /dm <sup>3</sup> ) |                |                   |                 |                |                 |                |                |                |                | Stamped Cover  | Cast Cover |
|-------------------|--|----------------|-------------------|-----------------|----------------|-----------------|----------------|----------------|----------------|----------------|----------------|------------|
|                   | C  | E              | LB                | LL & LR         | LRL            | T               | TA             | TB             | X              |                |                |            |
| 1/2               | 4.50/<br>0.07                                | 4.50/<br>0.07  | 4.50/<br>0.07     | 4.50/<br>0.07   | 5.00/<br>0.08  | 6.00/<br>0.10   | 4.30/<br>0.07  | 4.30/<br>0.07  | 6.00/<br>0.10  | 0.50/<br>0.01  | 0.00/<br>0.00  |            |
| 3/4               | 7.50/<br>0.12                                | 7.50/<br>0.12  | 7.50/<br>0.12     | 7.50/<br>0.12   | 8.80/<br>0.14  | 9.50/<br>0.16   | 7.00/<br>0.11  | 7.00/<br>0.11  | 9.50/<br>0.16  | 0.80/<br>0.01  | 0.30/<br>0.00  |            |
| 1                 | 12.50/<br>0.20                               | 12.50/<br>0.20 | 12.50/<br>0.20    | 12.50/<br>0.20  | 14.30/<br>0.23 | 15.00/<br>0.25  | 15.00/<br>0.25 | 13.00/<br>0.21 | 15.00/<br>0.25 | 1.00/<br>25.4  | 0.50/<br>0.01  |            |
| 1-1/4             | 35.00/<br>0.57                               | 29.30/<br>0.48 | 32.30/<br>0.53    | 32.00/<br>0.52  | 34.80/<br>0.57 | 33.00/<br>0.54  | —              | 35.00/<br>0.57 | 31.50/<br>0.52 | 2.50/<br>0.04  | 0.80/<br>0.01  |            |
| 1-1/2             | 35.30/<br>0.58                               | 32.50/<br>0.53 | 35.30/<br>0.58    | 35.30/<br>0.58  | 40.00/<br>0.66 | 36.00/<br>0.59  | —              | 35.30/<br>0.58 | 40.00/<br>0.66 | 2.50/<br>0.04  | 0.80/<br>0.01  |            |
| 2                 | 75.00/<br>1.23                               | —              | 73.00/<br>1.20    | 73.00/<br>1.20  | 85.00/<br>1.39 | 71.00/<br>1.16  | —              | 71.00/<br>1.16 | 71.00/<br>1.16 | 6.50/<br>0.11  | 1.00/<br>0.02  |            |
| 2-1/2             | 143.00/<br>2.34                              | —              | 139.00/<br>2.28   | 140.50/<br>2.30 | —              | 146.00/<br>2.39 | —              | —              | —              | 18.00/<br>0.29 | 30.00/<br>0.49 |            |
| 3                 | 180.00/<br>2.95                              | —              | 177.00/<br>2.90   | 175.00/<br>2.87 | —              | 185.00/<br>3.03 | —              | —              | —              | 18.00/<br>0.29 | 30.00/<br>0.49 |            |
| 3-1/2             | 303.00/<br>4.97                              | —              | 300.00/<br>4.92   | 300.00/<br>4.92 | —              | 314.00/<br>5.15 | —              | —              | —              | —              | 50.00/<br>0.82 |            |
| 4                 | 340.00/<br>5.57                              | —              | 330.00/<br>5.41   | 330.00/<br>5.41 | —              | 345.00/<br>5.65 | —              | —              | —              | —              | 50.00/<br>0.82 |            |
| 5                 | —  | —              | 756.00/<br>12.39  | —               | —              | —               | —              | —              | —              | —              | —              |            |
| 6                 | —  | —              | 1328.00/<br>21.76 | —               | —              | —               | —              | —              | —              | —              | —              |            |

\* LRL Unilets have double opening and are furnished with one steel cover, assembled.

# Covers and Gaskets for Form 35® Unilet® Conduit Outlet Bodies

Covers Furnished with Stainless Steel Fastening Screws.

Fittings

FITTINGS: CONDUIT BODIES

## Covers and Gaskets \*

| Body Size (Inches) | Blank Stamped Steel  | Blank Cast Malleable  | Neoprene   | Composition Fiber   |
|--------------------|--|---|--|---|
|                    | <br>Domed: 1/2" – 3"  | <br>Flat: 1/2" – 2"    |  |  |
|                    | <br>Flat: 3-1/2" – 6" | <br>Domed: 2-1/2" – 4" | Tear out inner section<br>to convert to "open type" gasket.                        |   |
| 1/2                | K50  | K50-CM  | GK50-N   | GK50-V  |
| 3/4                | K75  | K75-CM  | GK75-N   | GK75-V  |
| 1                  | K100   | K100-CM   | GK100-N  | GK100-V   |
| 1-1/4              | K125 & 150   | K125 & 150-CM   | GK125-150-N  | GK125-150-V   |
| 1-1/2              | K125 & 150   | K125 & 150-CM   | GK125-150-N  | GK125-150-V   |
| 2                  | K200   | K200-CM   | GK200-N  | GK200-V   |
| 2-1/2              | K250 & 300   | K250 & 300-CM   | GK250-300-N  | GK-250-300-V  |
| 3                  | K250 & 300   | K250 & 300-CM   | GK250-300-N  | GK-250-300-V  |
| 3-1/2              | K350 & 400   | K350 & 400-CM   | GK350-400-N  | GK-350-400-V  |
| 4                  | K350 & 400   | K350 & 400-CM   | GK350-400-N  | GK-350-400-V  |
| 5                  | K500   | —   | GK500-SN †   | —   |
| 6                  | K600   | —   | GK600-SN †   | —   |

\* Refer to previous page for Wiring Capacity Table.

† Not perforated.

# Form 35® Malleable Iron Unilet® Conduit Outlet Bodies Dimensions

Threaded Type for use with Rigid Metal Conduit and IMC; Compression Type for use with Threadless Rigid Metal Conduit.

## Threaded Type (Inches/Millimeters)



| Hub Size | Types A, C, TA, TB |                |                |                 | Types E, LB, LL, LR, LRL |                |                 |                 | Types T, X      |                |                |                |                 |                |
|----------|--------------------|----------------|----------------|-----------------|--------------------------|----------------|-----------------|-----------------|-----------------|----------------|----------------|----------------|-----------------|----------------|
|          | A                  | B              | C              | D               | E                        | F              | G               | H               | J               | K              | L              | M              | N               | P              |
| 1/2      | 3.94/<br>100.1     | 1.31/<br>33.3  | 1.44/<br>36.6  | 5.38/<br>136.7  | 2.69/<br>68.3            | 2.00/<br>50.8  | 2.13/<br>54.1   | 3.94/<br>100.1  | 4.63/<br>117.6  | 1.75/<br>44.5  | 0.63/<br>16.0  | 1.19/<br>30.2  | 3.16/<br>80.3   | 1.00/<br>25.4  |
| 3/4      | 4.63/<br>117.6     | 1.56/<br>39.6  | 1.69/<br>42.9  | 6.06/<br>153.9  | 2.88/<br>73.2            | 2.19/<br>55.6  | 2.31/<br>58.7   | 4.44/<br>112.8  | 5.38/<br>136.7  | 2.00/<br>50.8  | 0.75/<br>19.1  | 1.38/<br>35.1  | 3.78/<br>96.0   | 1.22/<br>31.0  |
| 1        | 5.38/<br>136.7     | 1.81/<br>46.0  | 1.94/<br>49.3  | 7.13/<br>181.1  | 3.38/<br>85.9            | 2.56/<br>65.0  | 2.69/<br>68.3   | 5.13/<br>130.3  | 6.25/<br>158.8  | 2.25/<br>57.2  | 0.94/<br>23.9  | 1.69/<br>42.9  | 4.53/<br>115.1  | 1.47/<br>37.3  |
| 1-1/4    | 7.19/<br>182.6     | 2.50/<br>63.5  | 2.56/<br>65.0  | 9.19/<br>233.4  | 4.50/<br>114.3           | 3.50/<br>88.9  | 3.56/<br>90.4   | 7.06/<br>179.3  | 8.19/<br>208.0  | 2.56/<br>65.0  | 1.19/<br>30.2  | 2.00/<br>50.8  | 6.00/<br>152.4  | 2.00/<br>50.8  |
| 1-1/2    | 7.19/<br>182.6     | 2.50/<br>63.5  | 2.75/<br>69.9  | 9.19/<br>233.4  | 4.50/<br>114.3           | 3.50/<br>88.9  | 3.75/<br>95.3   | 6.81/<br>173.0  | 8.19/<br>208.0  | 2.75/<br>69.9  | 1.38/<br>35.1  | 2.38/<br>60.5  | 6.00/<br>152.4  | 2.00/<br>50.8  |
| 2        | 9.50/<br>241.3     | 3.13/<br>79.5  | 3.38/<br>85.9  | 11.63/<br>295.4 | 5.25/<br>133.4           | 4.19/<br>106.4 | 4.63/<br>117.6  | 8.94/<br>227.1  | 10.56/<br>268.2 | 3.38/<br>85.9  | 1.63/<br>41.4  | 2.94/<br>74.7  | 8.06/<br>204.7  | 2.56/<br>65.0  |
| 2-1/2    | 12.25/<br>311.2    | 4.31/<br>109.5 | 3.88/<br>98.6  | 15.13/<br>384.3 | 7.19/<br>182.6           | 5.75/<br>146.1 | 5.25/<br>133.4  | 11.88/<br>301.8 | 13.69/<br>347.7 | 3.88/<br>98.6  | 1.81/<br>46.0  | 3.38/<br>85.9  | 10.63/<br>270.0 | 3.69/<br>93.7  |
| 3        | 12.25/<br>311.2    | 4.31/<br>109.5 | 4.63/<br>117.6 | 15.13/<br>384.3 | 7.19/<br>182.6           | 5.75/<br>146.1 | 6.00/<br>152.4  | 11.56/<br>293.6 | 13.69/<br>347.7 | 4.63/<br>117.6 | 2.19/<br>55.6  | 4.13/<br>104.9 | 10.63/<br>270.0 | 3.69/<br>93.7  |
| 3-1/2    | 14.88/<br>378.0    | 5.50/<br>139.7 | 5.19/<br>131.8 | 18.13/<br>460.5 | 8.75/<br>222.3           | 7.13/<br>181.1 | 6.81/<br>173.0  | 14.00/<br>355.6 | 16.50/<br>419.1 | 5.19/<br>131.8 | 2.50/<br>63.5  | 4.75/<br>120.7 | 13.13/<br>333.5 | 4.88/<br>124.0 |
| 4        | 14.88/<br>378.0    | 5.50/<br>139.7 | 5.56/<br>141.2 | 18.13/<br>460.5 | 8.75/<br>222.3           | 7.13/<br>181.1 | 7.19/<br>182.6  | 13.75/<br>349.3 | 16.50/<br>419.1 | 5.56/<br>141.2 | 2.75/<br>69.9  | 5.13/<br>130.3 | 13.13/<br>333.5 | 4.88/<br>124.0 |
| 5        | 18.25/<br>463.6    | 7.25/<br>184.2 | 7.00/<br>177.8 | —               | —                        | —              | 9.00/<br>228.6  | 16.88/<br>428.8 | 20.25/<br>514.4 | —              | 3.38/<br>85.9  | 6.50/<br>165.1 | 16.25/<br>412.8 | 6.50/<br>165.1 |
| 6        | 23.00/<br>584.2    | 8.63/<br>219.2 | 8.69/<br>220.7 | —               | —                        | —              | 10.69/<br>271.5 | 21.06/<br>534.9 | 25.00/<br>635.0 | —              | 3.94/<br>100.1 | 7.56/<br>192.0 | 21.00/<br>533.4 | 7.81/<br>198.4 |

## Compression Type (Inches/Millimeters)



| Hub Size | Types LB, LRL  |               |               |                |               |               |               |                | Type T         |               |               |               |                |               |
|----------|----------------|---------------|---------------|----------------|---------------|---------------|---------------|----------------|----------------|---------------|---------------|---------------|----------------|---------------|
|          | A              | B             | C             | D              | E             | F             | G             | H              | J              | K             | L             | M             | N              | P             |
| 1/2      | 3.94/<br>100.1 | 1.31/<br>33.3 | 1.44/<br>36.6 | 6.06/<br>153.9 | 2.38/<br>60.5 | 2.38/<br>60.5 | 2.50/<br>63.5 | 4.31/<br>109.5 | 5.00/<br>127.0 | 1.75/<br>44.5 | 0.63/<br>16.0 | 1.31/<br>33.3 | 3.16/<br>80.3  | 1.00/<br>25.4 |
| 3/4      | 4.63/<br>117.6 | 1.56/<br>39.6 | 1.69/<br>42.9 | 6.81/<br>173.0 | 2.69/<br>68.3 | 2.69/<br>68.3 | 2.81/<br>71.4 | 4.81/<br>122.2 | 5.75/<br>146.1 | 2.00/<br>50.8 | 0.75/<br>19.1 | 1.63/<br>41.4 | 3.78/<br>96.0  | 1.22/<br>31.0 |
| 1        | 5.38/<br>136.7 | 1.81/<br>46.0 | 1.94/<br>49.3 | 7.63/<br>193.8 | 2.94/<br>74.7 | 2.94/<br>74.7 | 3.06/<br>77.7 | 5.38/<br>136.7 | 6.50/<br>165.1 | 2.25/<br>57.2 | 0.94/<br>23.9 | 1.88/<br>47.8 | 4.53/<br>115.1 | 1.47/<br>37.3 |

# Form 35® Malleable Iron Unilet® Conduit Outlet Bodies

For use with Rigid Steel, Rigid Aluminum and IMC Conduit.

## Applications

- Serve as pulling fittings.
- Make bends in conduit system.
- Provide openings for splicing.
- Connect and change direction of conduit runs.
- Allow connections for branch runs.
- Permit access to conductors for maintenance.

## Features

- Smooth, rounded integral bushings in hubs protect conductor insulation.
- Accurately tapped, tapered threads for tight, rigid joints and excellent ground continuity.
- Form 35 malleable iron Unilets: high tensile strength and ductility. High corrosion-resistance, high impact and shock resistance.
- Exclusive built-in easy-pulling rollers in type C (1-1/4" thru 4") and type LB (1-1/4" thru 4"): eliminate damage when cable is pulled through hubs.
- Sizes with flat-back design ideal where fitting is mounted flat against surface.
- 1/2" to 3" blank covers are domed for extra wiring space.

## Standard Materials

- Bodies: malleable iron
- Blank covers: malleable iron, steel or aluminum
- Cover screws: stainless steel
- Gaskets: neoprene or composition fiber

## Standard Finishes

- Malleable iron bodies and covers: triple-coat — (1) zinc electroplate, (2) chromate, and (3) epoxy powder coat
- Steel covers: zinc electroplate

## Certifications and Compliances

- UL Standards: 514A, 514B
- UL Listed: E2527
- CSA Standard: C22.2 No. 18.3
- CSA Certified: 065183
- NEMA Standard: FB-1

## Related Products

- For explosionproof conduit outlet bodies and boxes, see *Enclosures and Junction boxes*.



2" Type LB with rollers shown

Fittings

FITTINGS: CONDUIT BODIES

# Form 35® Malleable Iron Unilet® Conduit Outlet Bodies

For use with Rigid Steel, Rigid Aluminum and IMC Conduit.






Fittings

FITTINGS: CONDUIT BODIES

## Threaded Type Conduit Bodies

| Hub Size (Inches) | C   | E   | LB  | LL   | LR  |
|-------------------|---|---|---|--|---|
|                   |  |  |  |  |  |
| 1/2               | C50-M   | E50-M   | LB50-M  | LL50-M   | LR50-M  |
| 3/4               | C75-M   | E75-M   | LB75-M  | LL75-M   | LR75-M  |
| 1                 | C100-M  | E100-M  | LB100-M   | LL100-M  | LR100-M   |
| 1-1/4             | C125-M ‡  | E125-M  | LB125-M ‡   | LL125-M  | LR125-M   |
| 1-1/2             | C150-M ‡  | E150-M  | LB150-M ‡   | LL150-M  | LR150-M   |
| 2                 | C200-M ‡  | —   | LB200-M ‡   | LL200-M  | LR200-M   |
| 2-1/2             | C250-M ‡  | —   | LB250-M ‡   | LL250-M  | LR250-M   |
| 3                 | C300-M ‡  | —   | LB300-M ‡   | LL300-M  | LR300-M   |
| 3-1/2             | C350-M ‡  | —   | LB350-M ‡   | LL350-M  | LR350-M   |
| 4                 | C400-M ‡  | —   | LB400-M ‡   | LL400-M  | LR400-M   |
| 5                 | —   | —   | LB500-M   | —  | —   |
| 6                 | —   | —   | LB600-M   | —  | —   |
| Hub Size (Inches) | LRL †   | T   | TA  | TB   | X   |



|       |   |   |   |  |   |
|-------|---|---|---|--|---|
|       |  |  |  |  |  |
| 1/2   | LRL50-M   | T50-M   | TA50-M  | TB50-M   | X50-M   |
| 3/4   | LRL75-M   | T75-M   | TA75-M  | TB75-M   | X75-M   |
| 1     | LRL100-M  | T100-M  | TA100-M   | TB100-M  | X100-M  |
| 1-1/4 | LRL125-M  | T125-M  | —   | TB125-M  | X125-M  |
| 1-1/2 | LRL150-M  | T150-M  | —   | TB150-M  | X150-M  |
| 2     | LRL200-M  | T200-M  | —   | TB200-M  | X200-M  |
| 2-1/2 | —   | T250-M  | —   | —  | —   |
| 3     | —   | T300-M  | —   | —  | —   |
| 3-1/2 | —   | T350-M  | —   | —  | —   |
| 4     | —   | T400-M  | —   | —  | —   |

## Back Style for Form 35 Unilet Conduit Body Sizes (Inches)

| Unilet Body | Flat Back   | Round Back   | Unilet Body | Flat Back   | Round Back     |
|-------------|-------------|--------------|-------------|-------------|----------------|
| C, LB       | 1/2 – 2     | 2-1/2 and up | TB          | 1/2 – 1-1/2 | 1/2, 3/4, 1, 2 |
| E           | 1/2 – 1-1/2 | 1-1/4 and up | X           | 1/2 – 2     | 1-1/4 and up   |
| LL, LR, T   | 1/2 – 2     | 2-1/2 and up | TA          | All sizes   | —              |

† LRL Unilets have double opening and are furnished with one steel cover, assembled.

‡ Catalog numbers having roller feature, all others do not.

# Form 35® Malleable Iron Unilet® Conduit Outlet Bodies and Wiring Capacity

Compression Type for use with Threadless Rigid Metal Conduit.

## Compression Type — For use with Threadless Rigid Metal Conduit – Flat Back Design

| Hub Size (Inches) | LB  | LRL *  | T   |
|-------------------|---|--|---|
|                   |  |  |  |
| 1/2               | <b>LB50N-M</b>  | <b>LRL50N-M</b>  | <b>T50N-M</b>   |
| 3/4               | <b>LB75N-M</b>  | <b>LRL75N-M</b>  | <b>T75N-M</b>   |
| 1                 | <b>LB100N-M</b>   | <b>LRL100N-M</b>   | <b>T100N-M</b>  |

## Wiring Capacity: Combine Body and Cover Capacities for Total Usable Capacity per NEC 314.16(A)

| Hub Size (Inches) | Capacity (in <sup>3</sup> /dm <sup>3</sup> ) |                |                   |                 |                |                 |                |                |                |                |                |
|-------------------|--|----------------|-------------------|-----------------|----------------|-----------------|----------------|----------------|----------------|----------------|----------------|
|                   | C  | E              | LB                | LL & LR         | LRL            | T               | TA             | TB             | X              | Stamped Cover  | Cast Cover     |
| 1/2               | 4.50/<br>0.07                                | 4.50/<br>0.07  | 4.50/<br>0.07     | 4.50/<br>0.07   | 5.00/<br>0.08  | 6.00/<br>0.10   | 4.30/<br>0.07  | 4.30/<br>0.07  | 6.00/<br>0.10  | 0.50/<br>0.01  | 0.00/<br>0.00  |
| 3/4               | 7.50/<br>0.12                                | 7.50/<br>0.12  | 7.50/<br>0.12     | 7.50/<br>0.12   | 8.80/<br>0.14  | 9.50/<br>0.16   | 7.00/<br>0.11  | 7.00/<br>0.11  | 9.50/<br>0.16  | 0.80/<br>0.01  | 0.30/<br>0.00  |
| 1                 | 12.50/<br>0.20                               | 12.50/<br>0.20 | 12.50/<br>0.20    | 12.50/<br>0.20  | 14.30/<br>0.23 | 15.00/<br>0.25  | 15.00/<br>0.25 | 13.00/<br>0.21 | 15.00/<br>0.25 | 1.00/<br>25.4  | 0.50/<br>0.01  |
| 1-1/4             | 35.00/<br>0.57                               | 29.30/<br>0.48 | 32.30/<br>0.53    | 32.00/<br>0.52  | 34.80/<br>0.57 | 33.00/<br>0.54  | —              | 35.00/<br>0.57 | 31.50/<br>0.52 | 2.50/<br>0.04  | 0.80/<br>0.01  |
| 1-1/2             | 35.30/<br>0.58                               | 32.50/<br>0.53 | 35.30/<br>0.58    | 35.30/<br>0.58  | 40.00/<br>0.66 | 36.00/<br>0.59  | —              | 35.30/<br>0.58 | 40.00/<br>0.66 | 2.50/<br>0.04  | 0.80/<br>0.01  |
| 2                 | 75.00/<br>1.23                               | —              | 73.00/<br>1.20    | 73.00/<br>1.20  | 85.00/<br>1.39 | 71.00/<br>1.16  | —              | 71.00/<br>1.16 | 71.00/<br>1.16 | 6.50/<br>0.11  | 1.00/<br>0.02  |
| 2-1/2             | 143.00/<br>2.34                              | —              | 139.00/<br>2.28   | 140.50/<br>2.30 | —              | 146.00/<br>2.39 | —              | —              | —              | 18.00/<br>0.29 | 30.00/<br>0.49 |
| 3                 | 180.00/<br>2.95                              | —              | 177.00/<br>2.90   | 175.00/<br>2.87 | —              | 185.00/<br>3.03 | —              | —              | —              | 18.00/<br>0.29 | 30.00/<br>0.49 |
| 3-1/2             | 303.00/<br>4.97                              | —              | 300.00/<br>4.92   | 300.00/<br>4.92 | —              | 314.00/<br>5.15 | —              | —              | —              | —              | 50.00/<br>0.82 |
| 4                 | 340.00/<br>5.57                              | —              | 330.00/<br>5.41   | 330.00/<br>5.41 | —              | 345.00/<br>5.65 | —              | —              | —              | —              | 50.00/<br>0.82 |
| 5                 | —  | —              | 756.00/<br>12.39  | —               | —              | —               | —              | —              | —              | —              | —              |
| 6                 | —  | —              | 1328.00/<br>21.76 | —               | —              | —               | —              | —              | —              | —              | —              |

\* LRL Unilets have double opening and are furnished with one steel cover, assembled.



# Covers and Gaskets for Form 35® Unilet® Conduit Outlet Bodies

Covers Furnished with Stainless Steel Fastening Screws.

Fittings

FITTINGS: CONDUIT BODIES

## Covers and Gaskets \*

| Body Size (Inches) | Blank Stamped Steel  | Blank Cast Malleable  | Neoprene   | Composition Fiber   |
|--------------------|--|---|--|---|
|                    | <br>Domed: 1/2" – 3"  | <br>Flat: 1/2" – 2"    |  |  |
|                    | <br>Flat: 3-1/2" – 6" | <br>Domed: 2-1/2" – 4" | Tear out inner section<br>to convert to "open type" gasket.                        |   |
| 1/2                | K50  | K50-CM  | GK50-N   | GK50-V  |
| 3/4                | K75  | K75-CM  | GK75-N   | GK75-V  |
| 1                  | K100   | K100-CM   | GK100-N  | GK100-V   |
| 1-1/4              | K125 & 150   | K125 & 150-CM   | GK125-150-N  | GK125-150-V   |
| 1-1/2              | K125 & 150   | K125 & 150-CM   | GK125-150-N  | GK125-150-V   |
| 2                  | K200   | K200-CM   | GK200-N  | GK200-V   |
| 2-1/2              | K250 & 300   | K250 & 300-CM   | GK250-300-N  | GK-250-300-V  |
| 3                  | K250 & 300   | K250 & 300-CM   | GK250-300-N  | GK-250-300-V  |
| 3-1/2              | K350 & 400   | K350 & 400-CM   | GK350-400-N  | GK-350-400-V  |
| 4                  | K350 & 400   | K350 & 400-CM   | GK350-400-N  | GK-350-400-V  |
| 5                  | K500   | —   | GK500-SN †   | —   |
| 6                  | K600   | —   | GK600-SN †   | —   |

\* Refer to previous page for Wiring Capacity Table.

† Not perforated.

# Form 35® Malleable Iron Unilet® Conduit Outlet Bodies Dimensions

Threaded Type for use with Rigid Metal Conduit and IMC; Compression Type for use with Threadless Rigid Metal Conduit.

## Threaded Type (Inches/Millimeters)



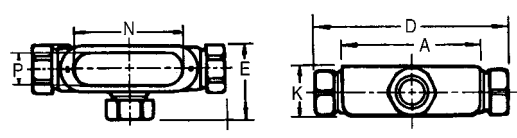
Types A, C, TA, TB

Types E, LB, LL, LR, LRL

Types T, X

| Hub Size | A               | B              | C              | D               | E              | F              | G               | H               | J               | K              | L              | M              | N               | P              |
|----------|-----------------|----------------|----------------|-----------------|----------------|----------------|-----------------|-----------------|-----------------|----------------|----------------|----------------|-----------------|----------------|
| 1/2      | 3.94/<br>100.1  | 1.31/<br>33.3  | 1.44/<br>36.6  | 5.38/<br>136.7  | 2.69/<br>68.3  | 2.00/<br>50.8  | 2.13/<br>54.1   | 3.94/<br>100.1  | 4.63/<br>117.6  | 1.75/<br>44.5  | 0.63/<br>16.0  | 1.19/<br>30.2  | 3.16/<br>80.3   | 1.00/<br>25.4  |
| 3/4      | 4.63/<br>117.6  | 1.56/<br>39.6  | 1.69/<br>42.9  | 6.06/<br>153.9  | 2.88/<br>73.2  | 2.19/<br>55.6  | 2.31/<br>58.7   | 4.44/<br>112.8  | 5.38/<br>136.7  | 2.00/<br>50.8  | 0.75/<br>19.1  | 1.38/<br>35.1  | 3.78/<br>96.0   | 1.22/<br>31.0  |
| 1        | 5.38/<br>136.7  | 1.81/<br>46.0  | 1.94/<br>49.3  | 7.13/<br>181.1  | 3.38/<br>85.9  | 2.56/<br>65.0  | 2.69/<br>68.3   | 5.13/<br>130.3  | 6.25/<br>158.8  | 2.25/<br>57.2  | 0.94/<br>23.9  | 1.69/<br>42.9  | 4.53/<br>115.1  | 1.47/<br>37.3  |
| 1-1/4    | 7.19/<br>182.6  | 2.50/<br>63.5  | 2.56/<br>65.0  | 9.19/<br>233.4  | 4.50/<br>114.3 | 3.50/<br>88.9  | 3.56/<br>90.4   | 7.06/<br>179.3  | 8.19/<br>208.0  | 2.56/<br>65.0  | 1.19/<br>30.2  | 2.00/<br>50.8  | 6.00/<br>152.4  | 2.00/<br>50.8  |
| 1-1/2    | 7.19/<br>182.6  | 2.50/<br>63.5  | 2.75/<br>69.9  | 9.19/<br>233.4  | 4.50/<br>114.3 | 3.50/<br>88.9  | 3.75/<br>95.3   | 6.81/<br>173.0  | 8.19/<br>208.0  | 2.75/<br>69.9  | 1.38/<br>35.1  | 2.38/<br>60.5  | 6.00/<br>152.4  | 2.00/<br>50.8  |
| 2        | 9.50/<br>241.3  | 3.13/<br>79.5  | 3.38/<br>85.9  | 11.63/<br>295.4 | 5.25/<br>133.4 | 4.19/<br>106.4 | 4.63/<br>117.6  | 8.94/<br>227.1  | 10.56/<br>268.2 | 3.38/<br>85.9  | 1.63/<br>41.4  | 2.94/<br>74.7  | 8.06/<br>204.7  | 2.56/<br>65.0  |
| 2-1/2    | 12.25/<br>311.2 | 4.31/<br>109.5 | 3.88/<br>98.6  | 15.13/<br>384.3 | 7.19/<br>182.6 | 5.75/<br>146.1 | 5.25/<br>133.4  | 11.88/<br>301.8 | 13.69/<br>347.7 | 3.88/<br>98.6  | 1.81/<br>46.0  | 3.38/<br>85.9  | 10.63/<br>270.0 | 3.69/<br>93.7  |
| 3        | 12.25/<br>311.2 | 4.31/<br>109.5 | 4.63/<br>117.6 | 15.13/<br>384.3 | 7.19/<br>182.6 | 5.75/<br>146.1 | 6.00/<br>152.4  | 11.56/<br>293.6 | 13.69/<br>347.7 | 4.63/<br>117.6 | 2.19/<br>55.6  | 4.13/<br>104.9 | 10.63/<br>270.0 | 3.69/<br>93.7  |
| 3-1/2    | 14.88/<br>378.0 | 5.50/<br>139.7 | 5.19/<br>131.8 | 18.13/<br>460.5 | 8.75/<br>222.3 | 7.13/<br>181.1 | 6.81/<br>173.0  | 14.00/<br>355.6 | 16.50/<br>419.1 | 5.19/<br>131.8 | 2.50/<br>63.5  | 4.75/<br>120.7 | 13.13/<br>333.5 | 4.88/<br>124.0 |
| 4        | 14.88/<br>378.0 | 5.50/<br>139.7 | 5.56/<br>141.2 | 18.13/<br>460.5 | 8.75/<br>222.3 | 7.13/<br>181.1 | 7.19/<br>182.6  | 13.75/<br>349.3 | 16.50/<br>419.1 | 5.56/<br>141.2 | 2.75/<br>69.9  | 5.13/<br>130.3 | 13.13/<br>333.5 | 4.88/<br>124.0 |
| 5        | 18.25/<br>463.6 | 7.25/<br>184.2 | 7.00/<br>177.8 | —               | —              | —              | 9.00/<br>228.6  | 16.88/<br>428.8 | 20.25/<br>514.4 | —              | 3.38/<br>85.9  | 6.50/<br>165.1 | 16.25/<br>412.8 | 6.50/<br>165.1 |
| 6        | 23.00/<br>584.2 | 8.63/<br>219.2 | 8.69/<br>220.7 | —               | —              | —              | 10.69/<br>271.5 | 21.06/<br>534.9 | 25.00/<br>635.0 | —              | 3.94/<br>100.1 | 7.56/<br>192.0 | 21.00/<br>533.4 | 7.81/<br>198.4 |

## Compression Type (Inches/Millimeters)



Types LB, LRL

Type T

| Hub Size | A              | B             | C             | D              | E             | F             | G             | H              | J              | K             | L             | M             | N              | P             |
|----------|----------------|---------------|---------------|----------------|---------------|---------------|---------------|----------------|----------------|---------------|---------------|---------------|----------------|---------------|
| 1/2      | 3.94/<br>100.1 | 1.31/<br>33.3 | 1.44/<br>36.6 | 6.06/<br>153.9 | 2.38/<br>60.5 | 2.38/<br>60.5 | 2.50/<br>63.5 | 4.31/<br>109.5 | 5.00/<br>127.0 | 1.75/<br>44.5 | 0.63/<br>16.0 | 1.31/<br>33.3 | 3.16/<br>80.3  | 1.00/<br>25.4 |
| 3/4      | 4.63/<br>117.6 | 1.56/<br>39.6 | 1.69/<br>42.9 | 6.81/<br>173.0 | 2.69/<br>68.3 | 2.69/<br>68.3 | 2.81/<br>71.4 | 4.81/<br>122.2 | 5.75/<br>146.1 | 2.00/<br>50.8 | 0.75/<br>19.1 | 1.63/<br>41.4 | 3.78/<br>96.0  | 1.22/<br>31.0 |
| 1        | 5.38/<br>136.7 | 1.81/<br>46.0 | 1.94/<br>49.3 | 7.63/<br>193.8 | 2.94/<br>74.7 | 2.94/<br>74.7 | 3.06/<br>77.7 | 5.38/<br>136.7 | 6.50/<br>165.1 | 2.25/<br>57.2 | 0.94/<br>23.9 | 1.88/<br>47.8 | 4.53/<br>115.1 | 1.47/<br>37.3 |