

Project: _____

Location: _____

Product Type: _____

Contact/Phone: _____

Model #: _____

WP1100C, WP1200C, WP3100C Series


The WP1100C, WP1200C, and WP3100C Series Plastic While-In-Use Covers are easy to install and shipped with gasket, mounting screws, base, and cover assembly, and patented inserts for a variety of applications.

Features

- Complies with 2008 NEC Article 406.8(B)(1)
- 3 patented inserts for GFCI, duplex, toggle or round receptacles
- Two-gang models include 6 snap-together, rotating, inserts that create 70 combinations
- Single-gang covers mount vertically and horizontally
- Heavy-duty polycarbonate construction
- Pre-adhered gasket
- Meets requirements for cold impact testing: -60°F (-51°C)

Ratings

Cover:	Clear (white on selected surfaces) UV stabilized polycarbonate with two cord outlets ½" (12.7 mm) wide by ⅞" (14.2 mm) high. Models WP1150C and WP1250C – one cord outlet ¾" (19.1 mm) wide by 1 ⅝" (33.3 mm) high
Mounting Base and Inserts:	Black UV stabilized polycarbonate
Gasket:	Neoprene – ⅛" (4.8 mm) thick with slits for mounting screws
Maximum Cord Size:	Two 14 gauge AWG or One 12 gauge AWG WP1250C and WP1150C: Two 14 gauge AWG or One 10 gauge AWG
Shipping Weight:	WP1110C - .41 lbs. (0.19 kg) WP1150C/WP1230C - .75 lbs. (0.34 kg) WP1220C - .72 lbs. (0.33 kg) WP1250C - .9 lbs. (0.41kg)
Warranty:	Limited 1 year



WP1100C, WP1200C, WP3100C Series



Model Number	Type	Depth (in)	Color	Cord Diameter (in)	Exit Port Length (in)	Hidden Hinges	Lockable Hasp
WP1100WC	Single Gang, Horizontal or Vertical (WP17)	2 ¾	White	.5	.75	No	Yes
WP1110C	Single Gang, Horizontal or Vertical (WP17)	3 ⅝	Clear	.5	.75	No	Yes
WP1150C	Single Gang, Horizontal or Vertical (WP17)	4 ¾	Clear	.8	1.27	No	Yes
WP1220C	Two Gang (WP217)	2 ¼	Clear	.5	.75	No	No
WP1230C	Two Gang (WP217)	3 ⅞	Clear	.5	.75	No	No
WP1250C	Two Gang (WP217)	4 ¾	Clear	.8	1.27	No	Yes
WP3100C	Single Gang, Horizontal or Vertical (WP17)	2 ¾	Clear	.5	.97	Yes	Yes
WP3103C	3/0 Adapter Plate for 3" Round Box Applications, Single Gang, Horizontal or Vertical (WP17)	2 ¾	Clear	.5	.97	Yes	Yes

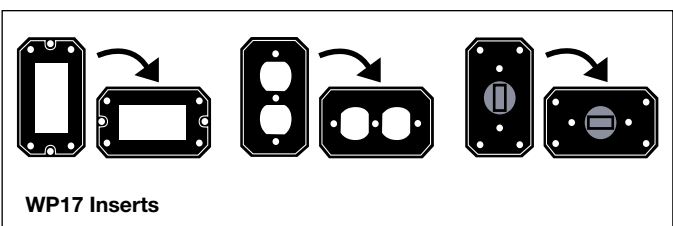
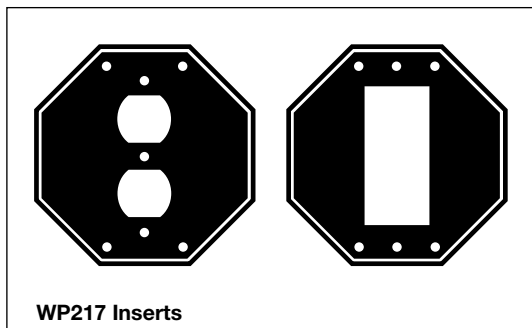
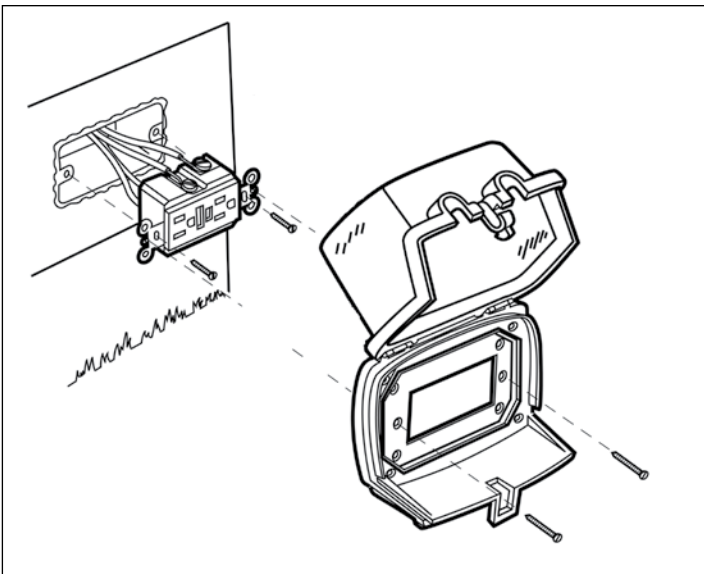
Specification

The weatherproof cover (WP1100C/WP3100C) shall be designed to mount on a single gang horizontal or vertical junction box to ensure weather protection for a standard receptacle. The cover shall mount on indoor or outdoor junction boxes and shall include a weatherproof cover/base assembly, a gasket, two universal inserts, and mounting hardware. The weatherproof cover shall include two inserts to provide flexibility in installation. The outlet cover shall meet UL requirements for wet locations. The weatherproof cover shall be designed to meet requirements of 2008 NEC Article 406.8(B)(1) and shall be NEMA 3R rated. The weatherproof cover shall be constructed entirely of UV stabilized high impact polycarbonate material. The cover, which encloses the cord set, shall be clear to allow visual inspection. The cover shall meet agency requirements for cold impact at -60°F (-51°C). The cover shall provide a useable inside depth of _____ (2 ¼")(3 ⅞")(4 ⅝"). The weatherproof cover shall be Intermatic model _____ (See Model Numbers Listed).

Specification

The weatherproof cover (WP1200C) shall be designed to mount on a two gang junction box to ensure weather protection for a standard receptacle. The cover shall mount on indoor or outdoor junction boxes and shall include a weatherproof cover/base assembly, a gasket, six universal inserts, and mounting hardware. The inserts must provide flexibility for mounting at any angle including: 90°, 180°, or 270°. The outlet cover shall meet UL requirements for wet locations. The weatherproof cover shall be designed to meet requirements of 2008 NEC Article 406.8(B)(1) and shall be NEMA 3R rated. The weatherproof cover and base shall be constructed entirely of UV stabilized polycarbonate material. The cover, which encloses the cord set, shall be clear to allow visual inspection. The cover shall meet agency requirements for cold impact at -60°F (-51°C). The cover shall provide a useable inside depth of _____ (2 ¼")(3 ⅞") (4 ⅝"). The Weatherproof cover shall be Intermatic model _____ (See Model Numbers Listed).

Diagrams



Project: _____

Location: _____

Product Type: _____

Contact/Phone: _____

Model #: _____

WP1100C, WP1200C, WP3100C Series


The WP1100C, WP1200C, and WP3100C Series Plastic While-In-Use Covers are easy to install and shipped with gasket, mounting screws, base, and cover assembly, and patented inserts for a variety of applications.

Features

- Complies with 2008 NEC Article 406.8(B)(1)
- 3 patented inserts for GFCI, duplex, toggle or round receptacles
- Two-gang models include 6 snap-together, rotating, inserts that create 70 combinations
- Single-gang covers mount vertically and horizontally
- Heavy-duty polycarbonate construction
- Pre-adhered gasket
- Meets requirements for cold impact testing: -60°F (-51°C)

Ratings

Cover:	Clear (white on selected surfaces) UV stabilized polycarbonate with two cord outlets ½" (12.7 mm) wide by ⅞" (14.2 mm) high. Models WP1150C and WP1250C – one cord outlet ¾" (19.1 mm) wide by 1 ⅝" (33.3 mm) high
Mounting Base and Inserts:	Black UV stabilized polycarbonate
Gasket:	Neoprene – ⅛" (4.8 mm) thick with slits for mounting screws
Maximum Cord Size:	Two 14 gauge AWG or One 12 gauge AWG WP1250C and WP1150C: Two 14 gauge AWG or One 10 gauge AWG
Shipping Weight:	WP1110C - .41 lbs. (0.19 kg) WP1150C/WP1230C - .75 lbs. (0.34 kg) WP1220C - .72 lbs. (0.33 kg) WP1250C - .9 lbs. (0.41kg)
Warranty:	Limited 1 year



WP1100C, WP1200C, WP3100C Series



Model Number	Type	Depth (in)	Color	Cord Diameter (in)	Exit Port Length (in)	Hidden Hinges	Lockable Hasp
WP1100WC	Single Gang, Horizontal or Vertical (WP17)	2 ¾	White	.5	.75	No	Yes
WP1110C	Single Gang, Horizontal or Vertical (WP17)	3 ⅝	Clear	.5	.75	No	Yes
WP1150C	Single Gang, Horizontal or Vertical (WP17)	4 ¾	Clear	.8	1.27	No	Yes
WP1220C	Two Gang (WP217)	2 ¼	Clear	.5	.75	No	No
WP1230C	Two Gang (WP217)	3 ⅞	Clear	.5	.75	No	No
WP1250C	Two Gang (WP217)	4 ¾	Clear	.8	1.27	No	Yes
WP3100C	Single Gang, Horizontal or Vertical (WP17)	2 ¾	Clear	.5	.97	Yes	Yes
WP3103C	3/0 Adapter Plate for 3" Round Box Applications, Single Gang, Horizontal or Vertical (WP17)	2 ¾	Clear	.5	.97	Yes	Yes

Specification

The weatherproof cover (WP1100C/WP3100C) shall be designed to mount on a single gang horizontal or vertical junction box to ensure weather protection for a standard receptacle. The cover shall mount on indoor or outdoor junction boxes and shall include a weatherproof cover/base assembly, a gasket, two universal inserts, and mounting hardware. The weatherproof cover shall include two inserts to provide flexibility in installation. The outlet cover shall meet UL requirements for wet locations. The weatherproof cover shall be designed to meet requirements of 2008 NEC Article 406.8(B)(1) and shall be NEMA 3R rated. The weatherproof cover shall be constructed entirely of UV stabilized high impact polycarbonate material. The cover, which encloses the cord set, shall be clear to allow visual inspection. The cover shall meet agency requirements for cold impact at -60°F (-51°C). The cover shall provide a useable inside depth of _____ (2 ¼")(3 ⅞")(4 ⅝"). The weatherproof cover shall be Intermatic model _____ (See Model Numbers Listed).

Specification

The weatherproof cover (WP1200C) shall be designed to mount on a two gang junction box to ensure weather protection for a standard receptacle. The cover shall mount on indoor or outdoor junction boxes and shall include a weatherproof cover/base assembly, a gasket, six universal inserts, and mounting hardware. The inserts must provide flexibility for mounting at any angle including: 90°, 180°, or 270°. The outlet cover shall meet UL requirements for wet locations. The weatherproof cover shall be designed to meet requirements of 2008 NEC Article 406.8(B)(1) and shall be NEMA 3R rated. The weatherproof cover and base shall be constructed entirely of UV stabilized polycarbonate material. The cover, which encloses the cord set, shall be clear to allow visual inspection. The cover shall meet agency requirements for cold impact at -60°F (-51°C). The cover shall provide a useable inside depth of _____ (2 ¼")(3 ⅞") (4 ⅝"). The Weatherproof cover shall be Intermatic model _____ (See Model Numbers Listed).

Diagrams

