legrand®

WIREMOLD®
Steel Raceway

Single-Channel, One-Piece Steel Surface Raceway

500® and 700® Series Raceway is ideal for surface mounting small amounts of electrical wiring or communication cables. These rugged raceways offer a low profile appearance which blend with any decor. 500® and 700® Series Raceway all come with our exclusive ScuffCoat™ finish for increased durability and scratch-resistance.

500 and 700 Series Raceway profiles.

500 Series Raceway and components used in a ceiling fan installation.

FEATURES & BENEFITS

- **Low-profile, unobtrusive appearance.** Blends with any decor or setting. Excellent for low-voltage wiring.
- **ScuffCoat finish.** Tough, durable, scratch-resistant finish which can be overpainted with latex paint.
- **Surface mounting.** Eliminates disturbing the building structure or wall finish to make renovations easy.
- **V5748-3 Device Box accommodates wireless.** Designed for use with Ortronics® Wi-Jack™ Wireless Access Points.
- **Full line of fittings.** Provides unlimited wiring solutions and interconnection between raceway systems.
- **More choice of colors.** 700 Series Raceway and Fittings are available in ivory and white.
- **Fittings have removable covers.** Allows easy access to wiring for changes and additions.
- **Raceway cutters with replaceable blades.** Cuts raceway cleanly, reduces labor, and installation time.
- **Datacom connectivity options.** Accepts industry standard and proprietary devices from a wide range of manufacturers to provide a seamless and aesthetically pleasing interface for voice, data, audio, and video applications at the point of use.
- **UL5 and ADA compliant.** Raceway and fittings meet UL5 specifications and can be installed in conformance with ADA requirements.
- **UL and cUL Listed component raceways.** File E4376 Guide RJBT, Fittings: File E41751 Guide RJPR. Meets Article 386 of NEC and meets Section 12-600 of CEC.

Typical applications for 500 & 700 Series Raceway.

500 & 700 Series System Product Applications

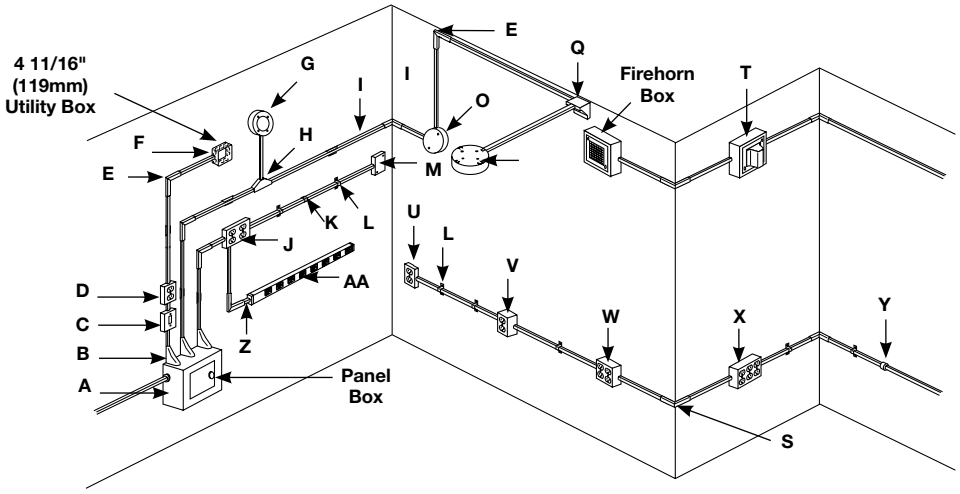

A —	5781A	3/4" (19.1mm) Box Connector	J —	5747-2	Shallow Device Box	S —	V718	External Elbow
B —	V5786	Adjustable Offset Connector	K —	V706	Cover Clip	T —	R5753	Extra Deep Alarm Device Box
C —	V57240	Single Pole Switch and Box	L —	V704	Mounting Strap	U —	V5747S	Shallow Device Box
D —	V57243G	Duplex Receptacle and Box	M—	V57242	Utility Box	V —	V5744	Extra Deep Device Box
E —	V711	Flat Elbow	N—	V717	Internal Elbow	W —	V5748-2	Device Box
F —	V5785	Combination Connector	O—	V5734A	Utility Box	X —	V5748-3	Device Box
G —	V5738	Fixture Box Solid Base	P —	V5739	Fixture Box Solid Base	Y —	5782	1/2" (12.7mm) Conduit Connector
H —	V5715	Tee Fitting	Q—	V5719	Corner Box	Z —	V2089E	Reducing Fitting
I —	V5703	Supporting Clip	R —	R5752	Alarm Device Box	AA—		Plugmold Multioutlet System

V500 & V700 Series Wire Fill Capacity Charts

V500/V700 Series Raceway Wire Fill Capacities for Power

WIRE SIZE THHN/THWN	O.D. inches	O.D. (mm)	NUMBER OF CONDUCTORS 40% FILL V500 SERIES	NUMBER OF CONDUCTORS 40% FILL V700 SERIES
14 AWG	0.111	(2.8)	7	10
12 AWG	0.130	(3.3)	5	7
10 AWG	0.164	(4.2)	3	4

V500/V700 Series Raceway Wire Fill Capacities for Communications

	CABLE/WIRE SIZE	O.D. inches	O.D. (mm)	V500 SERIES 20% FILL*	V500 SERIES 40% FILL**	V700 SERIES 20% FILL*	V700 SERIES 40% FILL**
UNSHIELDED TWISTED PAIR	4-pair, 24 AWG, Cat 3	0.190	(4.8)	1	2	1	3
	4-pair, 24 AWG, Cat 5e	0.210	(5.3)	1	2	1	3
	4-pair, 24 AWG, Cat 6	0.250	(6.3)	0	1	1	2
TELEPHONE	2-pair, 24 AWG	0.140	(3.6)	2	4	3	6
	3-pair, 24 AWG	0.150	(3.8)	2	4	2	5
	4-pair, 24 AWG	0.190	(4.8)	1	2	1	3
	25-pair, 24 AWG	0.410	(10.4)	0	0	0	0
COAXIAL	RG58/U	0.195	(5.0)	1	2	1	3
	RG59/U	0.242	(6.1)	0	1	1	2
	RG62/U	0.242	(6.1)	0	1	1	2
	RG6/U	0.270	(6.9)	0	1	0	1
TWINAXIAL	100 Ohm	0.330	(8.4)	0	0	0	1
SHIELDED TWISTED PAIR	TYPE 1	0.390	(9.9)	0	0	0	0
	TYPE 2	0.465	(11.8)	0	0	0	0
	TYPE 3	0.245	(6.2)	0	1	0	1
FIBER	Mini ZipCord	0.079 x 0.157	(2 x 4)	3	6	4	8
	ZipCord	0.118 x 0.236	(3 x 6)	1	2	1	3
	Round 4 Strand Fiber	0.187	(4.8)	1	2	1	3
	Round 6 Strand Fiber	0.256	(6.5)	0	1	1	2

*** 20% cable fill is calculated to approximate reduction in cable capacity due to connectors mounted within raceway and fittings that may restrict cross sectional area.**

**** 40% cable fill is the maximum designed cable fill based on a proposed revision to TIA/EIA 569-A.**

PEP eco PASS PORT®

Download this product's PEP ecopasport® environmental product declaration at www.legrand.us/resources-and-downloads. This declaration conforms with ISO 14025 and 14040 and is in alignment with EN 15804.

500 & & 700 Series Raceway & Fittings Ordering Information

Catalog No./Item	Description/Specifications
V500 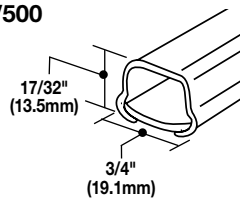	**Raceway** – .040" (1.0mm) steel. Comes in 10 ft. (3.05mm) lengths, one 5701 Coupling furnished with each length. Five ft. (1.525m) lengths available, order V500-5.
V700 **700WH** 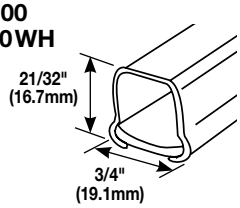	**Raceway** – .040" (1.0mm) steel. Comes in 10 ft. (3.05mm) lengths, one 5701 Coupling furnished with each length. Five ft. (1.525m) lengths available, order V700-5.
502 **702** 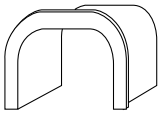	**Bushing** – Protects wires from abrasion. Bushing slips into open end of raceway where it enters a fitting.
V504 **V704** **704WH** 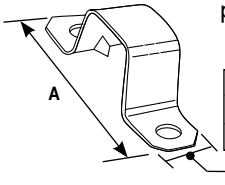	**Mounting Strap (1- or 2-Hole)** – Convert to one-hole by breaking off at score. Lanced tab holds strap in place while fastening to surface.
V506 **V706** **706WH** 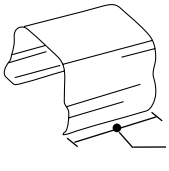	**Connection Cover** – To cover openings where lengths of V500 or 700 Series, not squarely cut, come together.
V511 **V711** **711WH** 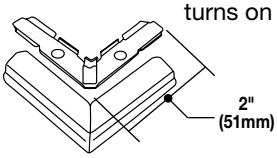	**90° Flat Elbow** – For right angle turns on same surface.
V512 **V712** 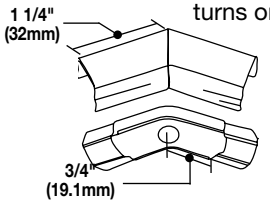	**45° Flat Elbow** – For diagonal 45° turns on same surface.
V517 **V717** **717WH** 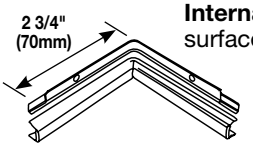	**Internal Elbow** – For inside surfaces at right angles.

Catalog No./Item	Description/Specifications
V518 **V718** **718WH** 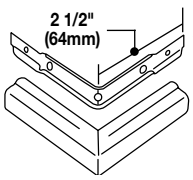	**External Elbow** – For outside surfaces at right angles.
V5700F 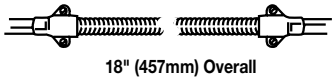	**Flexible Section** – For getting around difficult angles. End fittings and bulk conduit lengths available. Maximum painted length 3' (915mm) longer lengths furnished unpainted, consult factory for availability.
5701 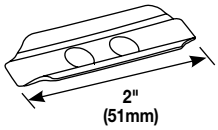	**Coupling** – For joining and supporting lengths of V500 or 700 Series raceway. One coupling supplied with each length.
V5703 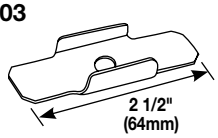	**Supporting Clip** – For supporting lengths of V500 or 700 Series raceway at any point desired.
5709 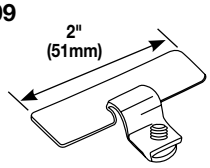	**Ground Clamp** – Provides additional grounding or to ground remotely located devices. Attach ground wire to screw as required by NEC. Insert into V500 or 700 Series raceway before installing.
V5711LHA **V5711RHA** **5711LHAWH** **5711RHAWH** 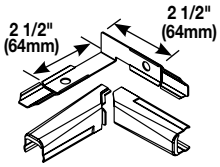	**Internal Twisted Elbows** – For 90° twist with 90° turn including a flat run on sidewall to a flat run on ceiling or on door edge or window trim. Break out crescent twistout in cover to use with 700 Series.
V5715 **5715WH** 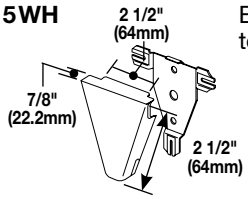	**Tee** – For branches at right angles. Break out crescent twistout in cover to use with V700.

NOTE: Use #6 flat head screws with all fittings requiring screws except V504/V704, and V57200 Series; with V504/V704 use #8 pan head screws; with V57200 Series use #8 flat head screws.

500 & 700 Series Raceway Fittings Ordering Information

Catalog No./Item	Description/Specifications
V5719 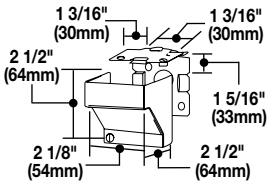	**Corner Box** – Allows ample splice room. Each leg of base has 1/2" trade size KO.
5780 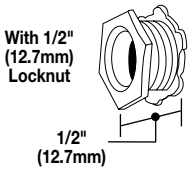	**Special Nipple (Galvanized)** – Has female 3/8" (9.5mm) pipe thread inside and male 1/2" (12.7mm) pipe thread outside. For hanging 3/8" (9.5mm) or 1/2" (12.7mm) fixtures to Wiremold fittings with 1/2" trade size KOs.
5781 **5781A** 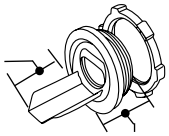	**Box Connector (Galvanized)** – For connecting raceway to conduit boxes, panel boxes, etc., having a KO for conduit. May also be used with conduit type fittings. Break out crescent twistout to use with V700. **1/2" (12.7mm) Male (5781)** **3/4" (19.1mm) Male (5781A)**
5782A 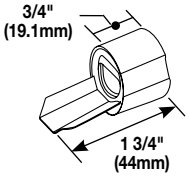	**Conduit Connector (Galvanized)** – For connecting raceway to conduit. Break out crescent twistout to use with V700. **1/2" (12.7mm) Male (5782)** **3/4" (19.1mm) Male (5782A)**
V5783 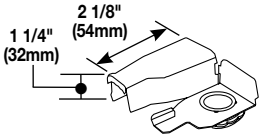	**Elbow Box Connector** – For connecting raceway at right angles to conduit boxes, panel boxes, etc., having a KO for 1/2" (12.7mm) conduit. Break out crescent twistout in cover to use with V700. **1/2" (12.7mm) Male**
V5784 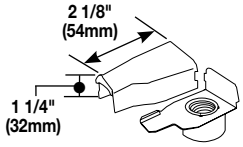	**Elbow Conduit Connector** – For connecting raceway at right angles to 1/2" (12.7mm) conduit or armored cable connectors. Break out crescent twistout in cover to use with V700. **1/2" (12.7mm) Female**
V5785 **5785WH** 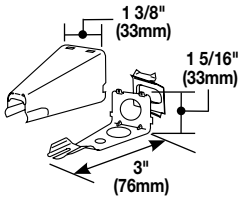	**Combination Connector** – For connecting raceway, without offsetting, to any 3 1/4" (83mm) or 4" (102mm) outlet box mounted on the surface with a KO for 1/2" (12.7mm) conduit. The base end and bottom has two 1/2" trade size KOs. Break off cover extension to use with 700 Series. Spring steel bushing included for end connection to box, eliminating conduit nipple and locknut.

Catalog No./Item	Description/Specifications
V5786 **V5786WH** 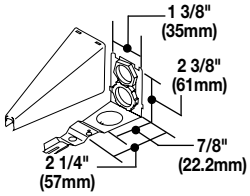	**Adjustable Offset Connector** – Eliminates offsetting raceway when connecting to surface type panel boxes. The adjustment from surface to center of bushings is 5/8" (15.9mm) minimum to 1 3/8" (35mm) maximum. Break out crescent twistout in cover to use with 700 Series. 1/2" (12.7mm) chase nipple and locknut furnished.
5790B 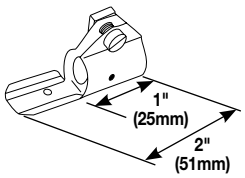	**Armored Cable Connector (Galvanized)** – For connecting 14/2, 14/3, 12/2, and 12/3 armored cable to Wiremold fittings. Use a short piece of V500/V700 raceway (1 5/8" (41mm) min.) between this connector and fitting. Not for connection to 1/2" (12.7mm) Flex Conduit.
5791 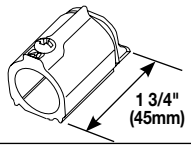	**5700 Series Box EMT Connector** – Joins 1/2" (12.7mm) EMT directly into any V5700 Series Wiremold box.
V2475D 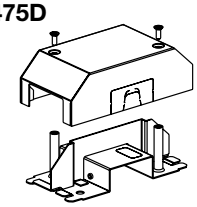	**2400 Series Raceway Bridge Fitting** – For allowing 2400 Series Raceway to bridge over existing installations of V500/V700 Series Raceway
V4075DA 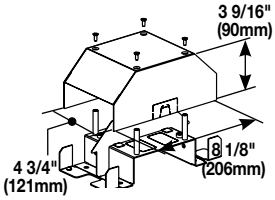	**4000 Series Raceway Bridge Fitting** – For allowing 4000 Series Raceway to bridge over existing installations of V500/V700 Series Raceway.

NOTE: Use #6 flat head screws with all fittings requiring screws except V504/V704, and V57200 Series; with V504/V704 use #8 pan head screws; with V57200 Series use #8 flat head screws.

500 & 700 Series Raceway Device Boxes Ordering Information

Catalog No./Item	Description/Specifications

V57240

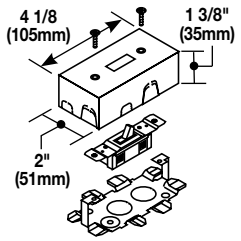

15A, 125V Single Pole Switch and Box – Accommodates other standard single-gang switches in place of furnished standard single pole switch. Cover has twistouts for V500 or V700 on each end. Twistout on ends permits running raceway close to interior trim. Base has 1/2" trade size KOs.

V57242

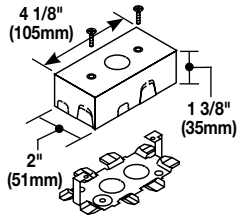

Utility Box – For use as tee, cross, pull box, junction box, blank box, etc. Cover has 1/2" trade size KO and twistouts for V500 and V700 on each end and side. End twistouts permit running raceway close to interior trim. Base has 1/2" trade size KOs.

V57243G

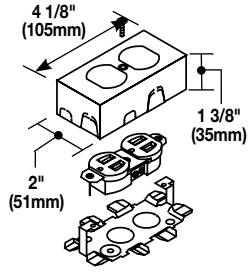

15A, 125V Duplex Grounding Receptacle (Nema 5-15R) and Box – Accommodates other standard 15A (NEMA 5-15R) or 20A (NEMA 5-20R) duplex devices in place of furnished duplex grounding receptacle. Cover has twistouts for V500 and V700 on each end and side. End twistouts permit running raceway close to interior trim. Base has 1/2" trade size KOs.

V5741
5741WH

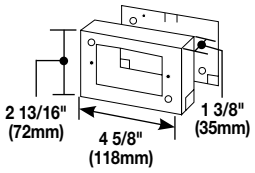

Device Box – For shallow type switches (three-way, single, and double pole) and receptacles, (three-wire locking receptacles and single-gang combination devices). Base has 1/2" trade size KO. End twistout permits running raceway close to interior trim.

V5744†
5744WH†

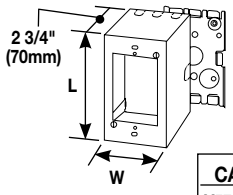

Extra Deep Device Box – Designed for deep devices – momentary contact, and remote control switches, hospital signaling system devices, and deep communication devices. Base has 1/2" trade size KOs.

CAT NO.	L	W	GANG #
V5744, WH	4 5/8" (118mm)	2 7/8" (73mm)	1
V5744-2, WH	4 3/4" (121mm)	4 3/4" (121mm)	2*
V5744-3	4 5/8" (118mm)	6 1/2" (165mm)	3

Catalog No./Item	Description/Specifications

V5744S†
5744SWH†

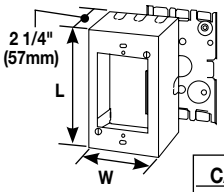

Deep Switch and Receptacle Box – For installing signal system alarm wiring and communication devices. Base has 1/2" trade size and rectangular single-gang KOs.

CAT NO.	L	W	GANG #
V5744S, WH	4 5/8" (118mm)	2 7/8" (73mm)	1
V5744S-2, WH	4 3/4" (121mm)	4 3/4" (121mm)	2*
V5744S-3	4 5/8" (118mm)	6 1/2" (165mm)	3

V5745†
5745WH†

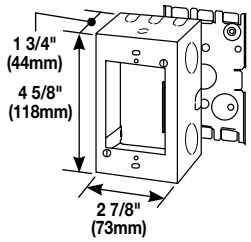

Combination Device Box – For connecting surface runs of 1/2" (12.7mm) conduit, etc. Cover has two raceway twistouts on one end and three on opposite end; also two 1/2" trade size KOs and a raceway twistout on each side. Base has two 1/2" trade size KOs.

V5747†
5747WH†

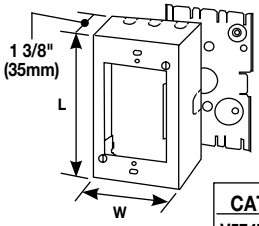

Shallow Device Box – For standard shallow switches, receptacles, communication devices, and single-gang combination devices. Base has two 1/2" trade size KOs.

CAT NO.	L	W	GANG #
V5747, WH	4 5/8" (118mm)	2 7/8" (73mm)	1
V5747-2, WH	4 3/4" (121mm)	4 3/4" (121mm)	2*
V5747-3	4 5/8" (118mm)	6 1/2" (165mm)	3

V5748†
5748WH†

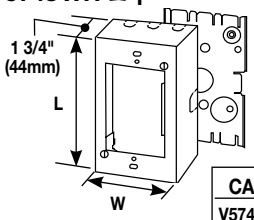

Device Box – For deep switches, receptacles and communication devices. Base has two 1/2" trade size KOs.

CAT NO.	L	W	GANG #
V5748, WH	4 5/8" (118mm)	2 7/8" (73mm)	1
V5748-2, WH	4 3/4" (121mm)	4 3/4" (121mm)	2*
V5748-3	4 5/8" (118mm)	6 1/2" (165mm)	3
V5748-4	4 5/8" (118mm)	8 11/32" (212mm)	1
V5748-5	4 3/4" (121mm)	10 5/32" (212mm)	2*
V5748-6	4 5/8" (118mm)	11 31/32" (165mm)	3

NOTES: Covers on this page have double twistouts. Break out lower twistout for use with V500, and both twistouts for use with V700.

*** V5744-2 and V5744S-2 Base and V5747-2 and V5748-2 Base have 1/2" and 1" concentric trade size KOs and a 1 13/16" x 2 7/8" (47mm x 73mm) rectangular KO to permit mounting on a one-gang in-wall outlet box.**

Replace V with VC or WH with WHC to denote Canadian version — Agency approved for sale in Canada.

† Larger gangs available, consult factory.

500 & 700 Series Raceway Device Boxes Ordering Information (continued)

Catalog No./Item	Description/Specifications
V5748S 🍁 **5748SWH** 🍁	**Shallow Switch and Receptacle Box** – For duplex receptacles (shallow type). Base has 1/2" trade size KOs.

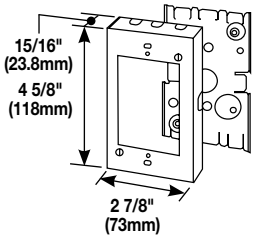

Catalog No./Item	Description/Specifications
V5751 **5751WH**	**Flush-Type Extension Adapter** – For extensions from existing flush wall boxes. Larger gangs available, consult factory.

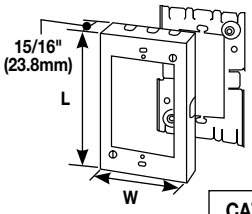

CAT NO.	L	W	GANG #
V5751, WH	4 5/8" (118mm)	2 7/8" (73mm)	1
V5751-2, WH	4 3/4" (121mm)	4 3/4" (121mm)	2*
V5751-3	4 5/8" (118mm)	6 1/2" (165mm)	3

Catalog No./Item	Description/Specifications
V5751A **5751AWH**	**Deep Flush-Type Extension Adapter** – For deep extensions from existing flush wall boxes.

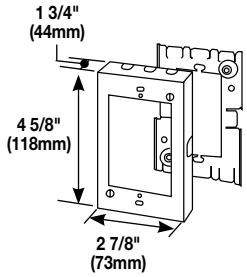

Catalog No./Item	Description/Specifications
R5752 (Red) **V5752 (Ivory)**	**Two-Gang Alarm Device Box** – For surface mounting alarm devices and safety signals designed to fit 4" (102mm) square back boxes. Cover has three raceway twistouts on each side. Base has 1/2" and 1" trade size concentric and single-gang box KOs.

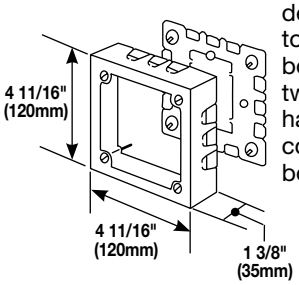

Catalog No./Item	Description/Specifications
R5753 (Red) **V5753 (Ivory)**	**Two-Gang Extra Deep Alarm Device Box** – For surface mounting alarm devices and safety signals designed to fit 4" (102mm) square back boxes. Cover is 2 3/4" (70mm) deep and has three raceway twistouts on each side. Base has 1/2" and 1" trade size concentric and single-gang box KOs.

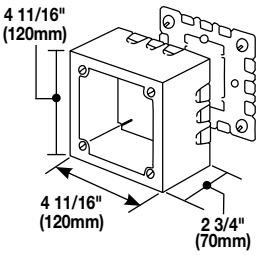

Catalog No./Item	Description/Specifications
V5760	**Blank Extension Box** – For extending from existing flush switch and receptacle boxes to blank original outlet. Closed base available, consult factory.

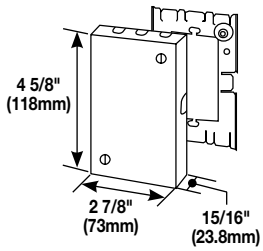

NOTES: Covers on this page have double twistouts. Break out lower twistout for use with V500, and both twistouts for use with V700.

*** V5744-2 and V5744S-2 Base and V5747-2 and V5748-2 Base have 1/2" and 1" concentric trade size KOs and a 1 13/16" x 2 7/8" (47mm x 73mm) rectangular KO to permit mounting on a one-gang in-wall outlet box.**

🍁 Replace V with VC or WH with WHC to denote Canadian version — Agency approved for sale in Canada.

† Larger gangs available, consult factory.

500 & 700 Series Raceway Round Fixture Boxes Ordering Information

Catalog No./Item	Description/Specifications
V5731 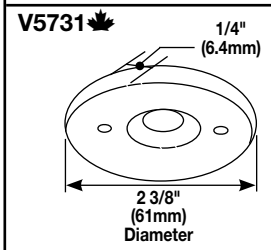	**Blank Cover** – Use with V5733 to convert into a pull or junction box. Has 1/2" trade size KO in center.
V5733* 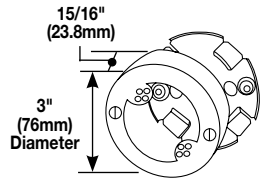	**Outlet Box** – Designed for devices with mounting screw centers of 1 15/32", 1 5/8", 1 22/32", or 1 27/32" (37mm, 41mm, 60mm, or 45mm). Accepts any device that mounts on G or H type conduit fittings.
V5735 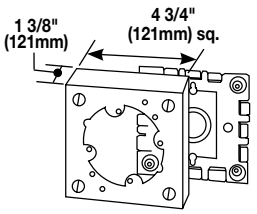	**Distribution Box** – Each side accepts three parallel raceway runs. Base has 1/2" and 1" concentric trade size KOs and a 1 13/16" x 2 7/8" trade size KO to mount on a one-gang in-wall outlet box. Cover takes devices with mounting screw centers of 2 3/4", 3 1/2", and 4 1/16" (70mm, 89mm, and 104mm), and canopy fixtures 4 5/8" (118mm) diameter or smaller. Used as a pull or junction box with V5736.
V5736 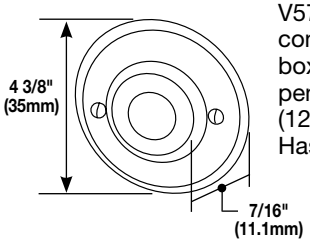	**Blank Cover** – Use with V5735, V5737, V5737A, V5738, V5738A, V5739, or V5739A, or V2135 converting them to pull or junction boxes and for hanging lightweight pendant fixtures having 1/2" (12.7mm) pipe stems, etc. Has 1/2" trade size KO.

Catalog No./Item	Description/Specifications
V5737* **V5737A*** **V5739A*** **5737WH*** **5737AWH*** 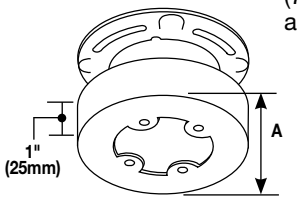	**Extension Box/Open Base** – For mounting on 3 1/4" (83mm), 4" (102mm) conduit boxes, or other recessed outlets. Cover takes devices with mounting screw centers of 2 3/4", 3 1/2", or 4 1/16" (70mm, 89mm, or 104mm). Use as a pull or junction box with V5736. CAT. NO. / DIA. A.: V5737, WH — 4 3/4" (121mm); V5737A, WH — 5 1/2" (140mm); V5739A — 6 3/8" (162mm)
V5738* **V5738A*** **V5739*** **5738WH*** **5738AWH*** 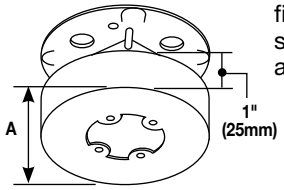	**Fixture Box/Solid Base** – For hanging fixtures. Cover takes devices with mounting screw centers of 2 3/4", 3 1/2", or 4 1/16" (70mm, 89mm, or 104mm). Base has four holes for fixture studs; five 1/2" trade size KOs and raised section for no-bolt fixture-stud. Use as a junction or pull box with V5736. CAT. NO. / DIA. A.: V5738, WH — 4 3/4" (121mm); V5738A, WH — 5 1/2" (140mm); V5739 — 6 3/8" (162mm)
V5738AF **5738AFWH** 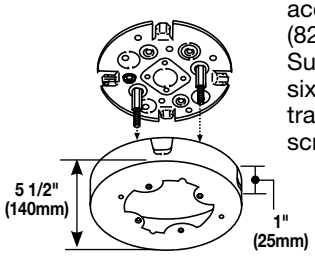	**Fan Box/Solid Base** – UL approved fixture box for ceiling fans. Cover accepts fan brackets with 3.2" (82mm) mounting centers. Supports up to 50 lbs. Base has six mounting holes and four 1/2" trade size KOs. #10 mounting screws provided.

NOTE: Covers have double twistouts; Lower twistout for V500, and both twistouts for V700.
Replace V with VC or WH with WHC to denote Canadian version — Agency approved for sale in Canada.
*** These boxes are not designed to support ceiling fans. For fan applications, use V5738AF.**

500 & 700 Series Raceway Tools Ordering Information

Catalog No./Item	Description/Specifications
605 **607** 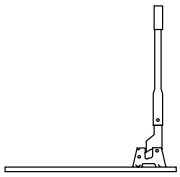	**V500 Raceway Cutter** **700 Series Raceway Cutter** – Single action portable cutter.
605K **607K**	**Replacement blade for 605 and 607 cutters** – Replacement case-hardened steel blades cut clean and square.

Catalog No./Item	Description/Specifications
5700LL 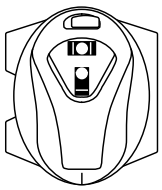	**Laser Level for 500/700 Series Raceway** – Attaches to outlet box base and raceway fittings for perfect alignment of runs of racewy.
5700CG 	**Cutting Guide for 500/700 Series Raceway** – Attaches to step ladder and holds raceway channel securely for accurate cuts.

NOTE: All brand and product names referenced in this document are registered trademarks or trademarks of their respective holders.

NOTE: The paper used to print this document is an environmentally responsible paper with 10% post consumer waste, with FSC and SFI Chain of Custody certifications, Lacey Act complaint. 100% of the electricity used to manufacture Flo sheets is generated with Green-e certified renewable energy.

Electrical Wiring Systems
60 Woodlawn Street
West Hartford, CT 06110
Phone: 1.877.BY.LEGRAND (295-3472)
www.legrand.us/wiremold

570 Applewood Crescent
Vaughan, Ontario L4K 4B4
Phone: 905.738.9195

ED532R18 – Updated September 2016 – For latest specs visit www.legrand.us/wiremold
© Copyright 2016 Legrand All Rights Reserved

legrand®

WIREMOLD®
Steel Raceway

Single-Channel, One-Piece Steel Surface Raceway

500® and 700® Series Raceway is ideal for surface mounting small amounts of electrical wiring or communication cables. These rugged raceways offer a low profile appearance which blend with any decor. 500® and 700® Series Raceway all come with our exclusive ScuffCoat™ finish for increased durability and scratch-resistance.

500 and 700 Series Raceway profiles.

500 Series Raceway and components used in a ceiling fan installation.

FEATURES & BENEFITS

- **Low-profile, unobtrusive appearance.** Blends with any decor or setting. Excellent for low-voltage wiring.
- **ScuffCoat finish.** Tough, durable, scratch-resistant finish which can be overpainted with latex paint.
- **Surface mounting.** Eliminates disturbing the building structure or wall finish to make renovations easy.
- **V5748-3 Device Box accommodates wireless.** Designed for use with Ortronics® Wi-Jack™ Wireless Access Points.
- **Full line of fittings.** Provides unlimited wiring solutions and interconnection between raceway systems.
- **More choice of colors.** 700 Series Raceway and Fittings are available in ivory and white.
- **Fittings have removable covers.** Allows easy access to wiring for changes and additions.
- **Raceway cutters with replaceable blades.** Cuts raceway cleanly, reduces labor, and installation time.
- **Datacom connectivity options.** Accepts industry standard and proprietary devices from a wide range of manufacturers to provide a seamless and aesthetically pleasing interface for voice, data, audio, and video applications at the point of use.
- **UL5 and ADA compliant.** Raceway and fittings meet UL5 specifications and can be installed in conformance with ADA requirements.
- **UL and cUL Listed component raceways.** File E4376 Guide RJBT, Fittings: File E41751 Guide RJPR. Meets Article 386 of NEC and meets Section 12-600 of CEC.

Typical applications for 500 & 700 Series Raceway.

500 & 700 Series System Product Applications

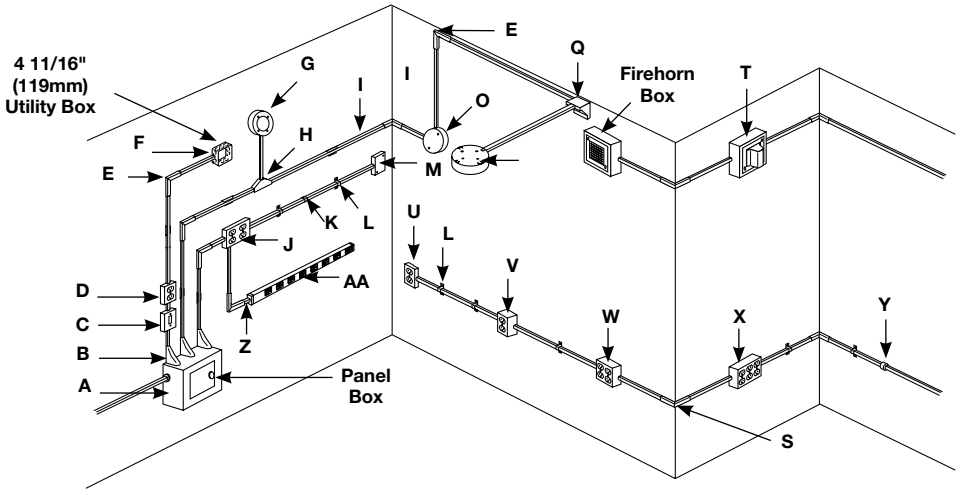

A —	5781A	3/4" (19.1mm) Box Connector	J —	5747-2	Shallow Device Box	S —	V718	External Elbow
B —	V5786	Adjustable Offset Connector	K —	V706	Cover Clip	T —	R5753	Extra Deep Alarm Device Box
C —	V57240	Single Pole Switch and Box	L —	V704	Mounting Strap	U —	V5747S	Shallow Device Box
D —	V57243G	Duplex Receptacle and Box	M—	V57242	Utility Box	V —	V5744	Extra Deep Device Box
E —	V711	Flat Elbow	N—	V717	Internal Elbow	W —	V5748-2	Device Box
F —	V5785	Combination Connector	O—	V5734A	Utility Box	X —	V5748-3	Device Box
G —	V5738	Fixture Box Solid Base	P —	V5739	Fixture Box Solid Base	Y —	5782	1/2" (12.7mm) Conduit Connector
H —	V5715	Tee Fitting	Q—	V5719	Corner Box	Z —	V2089E	Reducing Fitting
I —	V5703	Supporting Clip	R —	R5752	Alarm Device Box	AA—		Plugmold Multioutlet System

V500 & V700 Series Wire Fill Capacity Charts

V500/V700 Series Raceway Wire Fill Capacities for Power

WIRE SIZE THHN/THWN	O.D. inches	O.D. (mm)	NUMBER OF CONDUCTORS 40% FILL V500 SERIES	NUMBER OF CONDUCTORS 40% FILL V700 SERIES
14 AWG	0.111	(2.8)	7	10
12 AWG	0.130	(3.3)	5	7
10 AWG	0.164	(4.2)	3	4

V500/V700 Series Raceway Wire Fill Capacities for Communications

	CABLE/WIRE SIZE	O.D. inches	O.D. (mm)	V500 SERIES 20% FILL*	V500 SERIES 40% FILL**	V700 SERIES 20% FILL*	V700 SERIES 40% FILL**
UNSHIELDED TWISTED PAIR	4-pair, 24 AWG, Cat 3	0.190	(4.8)	1	2	1	3
	4-pair, 24 AWG, Cat 5e	0.210	(5.3)	1	2	1	3
	4-pair, 24 AWG, Cat 6	0.250	(6.3)	0	1	1	2
TELEPHONE	2-pair, 24 AWG	0.140	(3.6)	2	4	3	6
	3-pair, 24 AWG	0.150	(3.8)	2	4	2	5
	4-pair, 24 AWG	0.190	(4.8)	1	2	1	3
	25-pair, 24 AWG	0.410	(10.4)	0	0	0	0
COAXIAL	RG58/U	0.195	(5.0)	1	2	1	3
	RG59/U	0.242	(6.1)	0	1	1	2
	RG62/U	0.242	(6.1)	0	1	1	2
	RG6/U	0.270	(6.9)	0	1	0	1
TWINAXIAL	100 Ohm	0.330	(8.4)	0	0	0	1
SHIELDED TWISTED PAIR	TYPE 1	0.390	(9.9)	0	0	0	0
	TYPE 2	0.465	(11.8)	0	0	0	0
	TYPE 3	0.245	(6.2)	0	1	0	1
FIBER	Mini ZipCord	0.079 x 0.157	(2 x 4)	3	6	4	8
	ZipCord	0.118 x 0.236	(3 x 6)	1	2	1	3
	Round 4 Strand Fiber	0.187	(4.8)	1	2	1	3
	Round 6 Strand Fiber	0.256	(6.5)	0	1	1	2

*** 20% cable fill is calculated to approximate reduction in cable capacity due to connectors mounted within raceway and fittings that may restrict cross sectional area.**

**** 40% cable fill is the maximum designed cable fill based on a proposed revision to TIA/EIA 569-A.**

PEP eco PASS PORT®

Download this product's PEP ecopasport® environmental product declaration at www.legrand.us/resources-and-downloads. This declaration conforms with ISO 14025 and 14040 and is in alignment with EN 15804.

500 & & 700 Series Raceway & Fittings Ordering Information

Catalog No./Item	Description/Specifications
V500 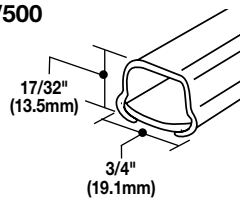	**Raceway** – .040" (1.0mm) steel. Comes in 10 ft. (3.05mm) lengths, one 5701 Coupling furnished with each length. Five ft. (1.525m) lengths available, order V500-5.
V700 **700WH** 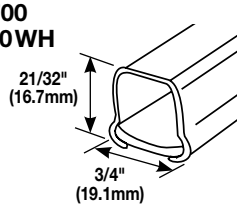	**Raceway** – .040" (1.0mm) steel. Comes in 10 ft. (3.05mm) lengths, one 5701 Coupling furnished with each length. Five ft. (1.525m) lengths available, order V700-5.
502 **702** 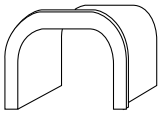	**Bushing** – Protects wires from abrasion. Bushing slips into open end of raceway where it enters a fitting.
V504 **V704** **704WH** 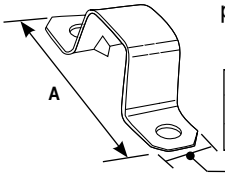	**Mounting Strap (1- or 2-Hole)** – Convert to one-hole by breaking off at score. Lanced tab holds strap in place while fastening to surface.
V506 **V706** **706WH** 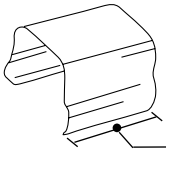	**Connection Cover** – To cover openings where lengths of V500 or 700 Series, not squarely cut, come together.
V511 **V711** **711WH** 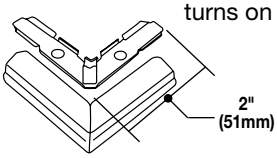	**90° Flat Elbow** – For right angle turns on same surface.
V512 **V712** 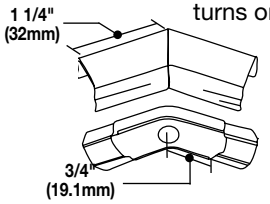	**45° Flat Elbow** – For diagonal 45° turns on same surface.
V517 **V717** **717WH** 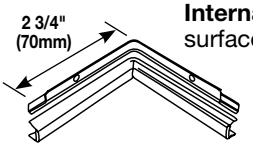	**Internal Elbow** – For inside surfaces at right angles.

Catalog No./Item	Description/Specifications
V518 **V718** **718WH** 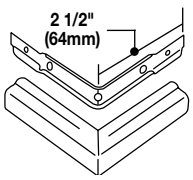	**External Elbow** – For outside surfaces at right angles.
V5700F 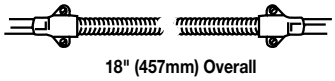	**Flexible Section** – For getting around difficult angles. End fittings and bulk conduit lengths available. Maximum painted length 3' (915mm) longer lengths furnished unpainted, consult factory for availability.
5701 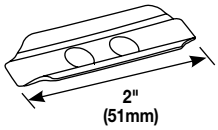	**Coupling** – For joining and supporting lengths of V500 or 700 Series raceway. One coupling supplied with each length.
V5703 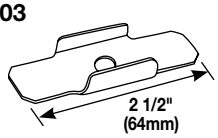	**Supporting Clip** – For supporting lengths of V500 or 700 Series raceway at any point desired.
5709 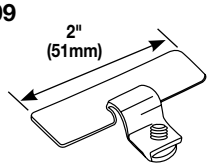	**Ground Clamp** – Provides additional grounding or to ground remotely located devices. Attach ground wire to screw as required by NEC. Insert into V500 or 700 Series raceway before installing.
V5711LHA **V5711RHA** **5711LHAWH** **5711RHAWH** 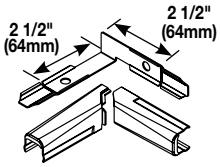	**Internal Twisted Elbows** – For 90° twist with 90° turn including a flat run on sidewall to a flat run on ceiling or on door edge or window trim. Break out crescent twistout in cover to use with 700 Series.
V5715 **5715WH** 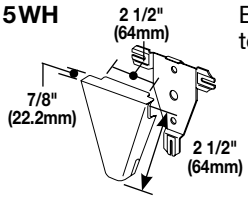	**Tee** – For branches at right angles. Break out crescent twistout in cover to use with V700.

NOTE: Use #6 flat head screws with all fittings requiring screws except V504/V704, and V57200 Series; with V504/V704 use #8 pan head screws; with V57200 Series use #8 flat head screws.

500 & 700 Series Raceway Fittings Ordering Information

Catalog No./Item	Description/Specifications
V5719 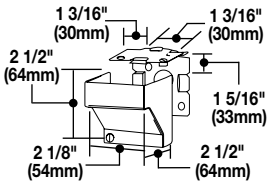	**Corner Box** – Allows ample splice room. Each leg of base has 1/2" trade size KO.
5780 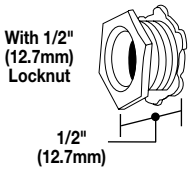	**Special Nipple (Galvanized)** – Has female 3/8" (9.5mm) pipe thread inside and male 1/2" (12.7mm) pipe thread outside. For hanging 3/8" (9.5mm) or 1/2" (12.7mm) fixtures to Wiremold fittings with 1/2" trade size KOs.
5781 **5781A** 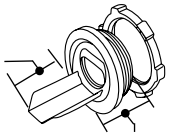	**Box Connector (Galvanized)** – For connecting raceway to conduit boxes, panel boxes, etc., having a KO for conduit. May also be used with conduit type fittings. Break out crescent twistout to use with V700. **1/2" (12.7mm) Male (5781)** **3/4" (19.1mm) Male (5781A)**
5782A 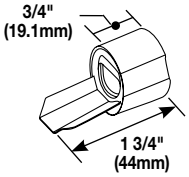	**Conduit Connector (Galvanized)** – For connecting raceway to conduit. Break out crescent twistout to use with V700. **1/2" (12.7mm) Male (5782)** **3/4" (19.1mm) Male (5782A)**
V5783 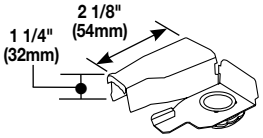	**Elbow Box Connector** – For connecting raceway at right angles to conduit boxes, panel boxes, etc., having a KO for 1/2" (12.7mm) conduit. Break out crescent twistout in cover to use with V700. **1/2" (12.7mm) Male**
V5784 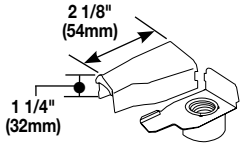	**Elbow Conduit Connector** – For connecting raceway at right angles to 1/2" (12.7mm) conduit or armored cable connectors. Break out crescent twistout in cover to use with V700. **1/2" (12.7mm) Female**
V5785 **5785WH** 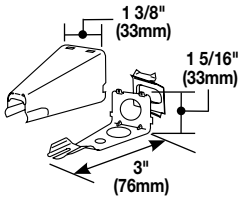	**Combination Connector** – For connecting raceway, without offsetting, to any 3 1/4" (83mm) or 4" (102mm) outlet box mounted on the surface with a KO for 1/2" (12.7mm) conduit. The base end and bottom has two 1/2" trade size KOs. Break off cover extension to use with 700 Series. Spring steel bushing included for end connection to box, eliminating conduit nipple and locknut.

Catalog No./Item	Description/Specifications
V5786 **V5786WH** 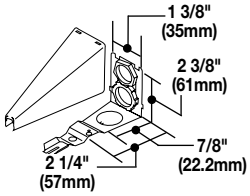	**Adjustable Offset Connector** – Eliminates offsetting raceway when connecting to surface type panel boxes. The adjustment from surface to center of bushings is 5/8" (15.9mm) minimum to 1 3/8" (35mm) maximum. Break out crescent twistout in cover to use with 700 Series. 1/2" (12.7mm) chase nipple and locknut furnished.
5790B 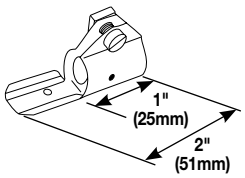	**Armored Cable Connector (Galvanized)** – For connecting 14/2, 14/3, 12/2, and 12/3 armored cable to Wiremold fittings. Use a short piece of V500/V700 raceway (1 5/8" (41mm) min.) between this connector and fitting. Not for connection to 1/2" (12.7mm) Flex Conduit.
5791 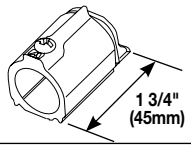	**5700 Series Box EMT Connector** – Joins 1/2" (12.7mm) EMT directly into any V5700 Series Wiremold box.
V2475D 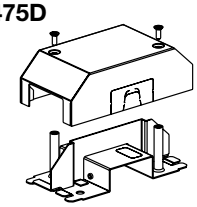	**2400 Series Raceway Bridge Fitting** – For allowing 2400 Series Raceway to bridge over existing installations of V500/V700 Series Raceway
V4075DA 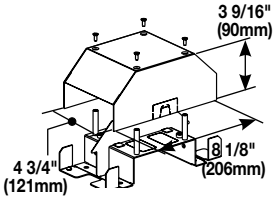	**4000 Series Raceway Bridge Fitting** – For allowing 4000 Series Raceway to bridge over existing installations of V500/V700 Series Raceway.

NOTE: Use #6 flat head screws with all fittings requiring screws except V504/V704, and V57200 Series; with V504/V704 use #8 pan head screws; with V57200 Series use #8 flat head screws.

500 & 700 Series Raceway Device Boxes Ordering Information

Catalog No./Item	Description/Specifications

V57240

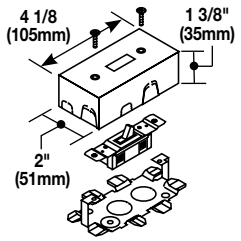

15A, 125V Single Pole Switch and Box – Accommodates other standard single-gang switches in place of furnished standard single pole switch. Cover has twistouts for V500 or V700 on each end. Twistout on ends permits running raceway close to interior trim. Base has 1/2" trade size KOs.

V57242

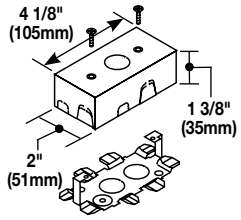

Utility Box – For use as tee, cross, pull box, junction box, blank box, etc. Cover has 1/2" trade size KO and twistouts for V500 and V700 on each end and side. End twistouts permit running raceway close to interior trim. Base has 1/2" trade size KOs.

V57243G

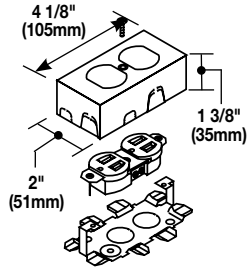

15A, 125V Duplex Grounding Receptacle (Nema 5-15R) and Box – Accommodates other standard 15A (NEMA 5-15R) or 20A (NEMA 5-20R) duplex devices in place of furnished duplex grounding receptacle. Cover has twistouts for V500 and V700 on each end and side. End twistouts permit running raceway close to interior trim. Base has 1/2" trade size KOs.

V5741
5741WH

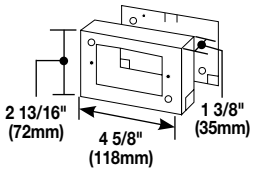

Device Box – For shallow type switches (three-way, single, and double pole) and receptacles, (three-wire locking receptacles and single-gang combination devices). Base has 1/2" trade size KO. End twistout permits running raceway close to interior trim.

V5744†
5744WH†

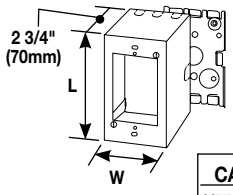

Extra Deep Device Box – Designed for deep devices – momentary contact, and remote control switches, hospital signaling system devices, and deep communication devices. Base has 1/2" trade size KOs.

CAT NO.	L	W	GANG #
V5744, WH	4 5/8" (118mm)	2 7/8" (73mm)	1
V5744-2, WH	4 3/4" (121mm)	4 3/4" (121mm)	2*
V5744-3	4 5/8" (118mm)	6 1/2" (165mm)	3

Catalog No./Item	Description/Specifications

V5744S†
5744SWH†

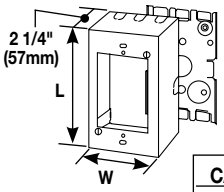

Deep Switch and Receptacle Box – For installing signal system alarm wiring and communication devices. Base has 1/2" trade size and rectangular single-gang KOs.

CAT NO.	L	W	GANG #
V5744S, WH	4 5/8" (118mm)	2 7/8" (73mm)	1
V5744S-2, WH	4 3/4" (121mm)	4 3/4" (121mm)	2*
V5744S-3	4 5/8" (118mm)	6 1/2" (165mm)	3

V5745†
5745WH†

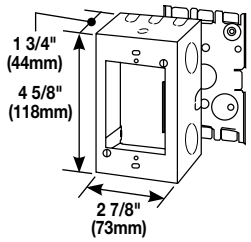

Combination Device Box – For connecting surface runs of 1/2" (12.7mm) conduit, etc. Cover has two raceway twistouts on one end and three on opposite end; also two 1/2" trade size KOs and a raceway twistout on each side. Base has two 1/2" trade size KOs.

V5747†
5747WH†

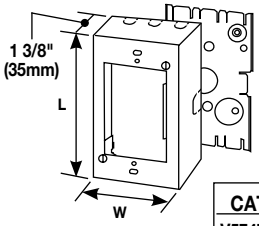

Shallow Device Box – For standard shallow switches, receptacles, communication devices, and single-gang combination devices. Base has two 1/2" trade size KOs.

CAT NO.	L	W	GANG #
V5747, WH	4 5/8" (118mm)	2 7/8" (73mm)	1
V5747-2, WH	4 3/4" (121mm)	4 3/4" (121mm)	2*
V5747-3	4 5/8" (118mm)	6 1/2" (165mm)	3

V5748†
5748WH†

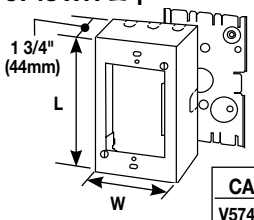

Device Box – For deep switches, receptacles and communication devices. Base has two 1/2" trade size KOs.

CAT NO.	L	W	GANG #
V5748, WH	4 5/8" (118mm)	2 7/8" (73mm)	1
V5748-2, WH	4 3/4" (121mm)	4 3/4" (121mm)	2*
V5748-3	4 5/8" (118mm)	6 1/2" (165mm)	3
V5748-4	4 5/8" (118mm)	8 11/32" (212mm)	1
V5748-5	4 3/4" (121mm)	10 5/32" (212mm)	2*
V5748-6	4 5/8" (118mm)	11 31/32" (165mm)	3

NOTES: Covers on this page have double twistouts. Break out lower twistout for use with V500, and both twistouts for use with V700.

*** V5744-2 and V5744S-2 Base and V5747-2 and V5748-2 Base have 1/2" and 1" concentric trade size KOs and a 1 13/16" x 2 7/8" (47mm x 73mm) rectangular KO to permit mounting on a one-gang in-wall outlet box.**

Replace V with VC or WH with WHC to denote Canadian version — Agency approved for sale in Canada.

† Larger gangs available, consult factory.

500 & 700 Series Raceway Device Boxes Ordering Information (continued)

Catalog No./Item	Description/Specifications
V5748S 🍁 **5748SWH** 🍁	**Shallow Switch and Receptacle Box** – For duplex receptacles (shallow type). Base has 1/2" trade size KOs.

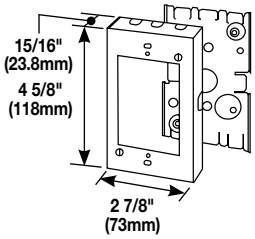

Catalog No./Item	Description/Specifications
V5751 **5751WH**	**Flush-Type Extension Adapter** – For extensions from existing flush wall boxes. Larger gangs available, consult factory.

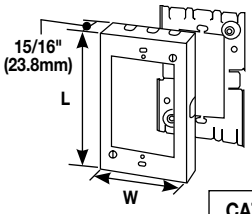

CAT NO.	L	W	GANG #
V5751, WH	4 5/8" (118mm)	2 7/8" (73mm)	1
V5751-2, WH	4 3/4" (121mm)	4 3/4" (121mm)	2*
V5751-3	4 5/8" (118mm)	6 1/2" (165mm)	3

Catalog No./Item	Description/Specifications
V5751A **5751AWH**	**Deep Flush-Type Extension Adapter** – For deep extensions from existing flush wall boxes.

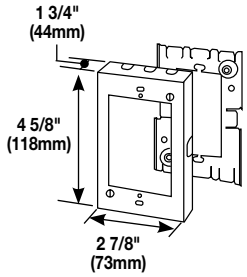

Catalog No./Item	Description/Specifications
R5752 (Red) **V5752 (Ivory)**	**Two-Gang Alarm Device Box** – For surface mounting alarm devices and safety signals designed to fit 4" (102mm) square back boxes. Cover has three raceway twistouts on each side. Base has 1/2" and 1" trade size concentric and single-gang box KOs.

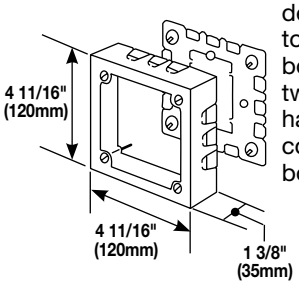

Catalog No./Item	Description/Specifications
R5753 (Red) **V5753 (Ivory)**	**Two-Gang Extra Deep Alarm Device Box** – For surface mounting alarm devices and safety signals designed to fit 4" (102mm) square back boxes. Cover is 2 3/4" (70mm) deep and has three raceway twistouts on each side. Base has 1/2" and 1" trade size concentric and single-gang box KOs.

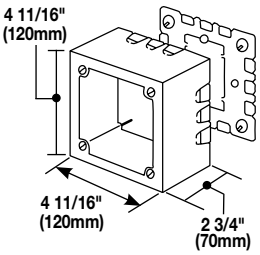

Catalog No./Item	Description/Specifications
V5760	**Blank Extension Box** – For extending from existing flush switch and receptacle boxes to blank original outlet. Closed base available, consult factory.

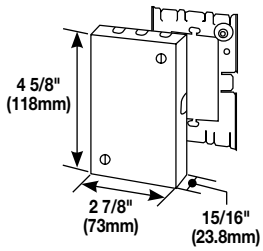

NOTES: Covers on this page have double twistouts. Break out lower twistout for use with V500, and both twistouts for use with V700.

*** V5744-2 and V5744S-2 Base and V5747-2 and V5748-2 Base have 1/2" and 1" concentric trade size KOs and a 1 13/16" x 2 7/8" (47mm x 73mm) rectangular KO to permit mounting on a one-gang in-wall outlet box.**

🍁 Replace V with VC or WH with WHC to denote Canadian version — Agency approved for sale in Canada.

† Larger gangs available, consult factory.

500 & 700 Series Raceway Round Fixture Boxes Ordering Information

Catalog No./Item	Description/Specifications
V5731 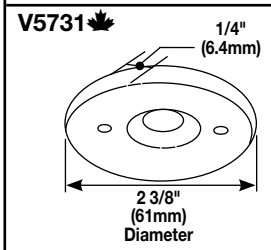	**Blank Cover** – Use with V5733 to convert into a pull or junction box. Has 1/2" trade size KO in center.
V5733* 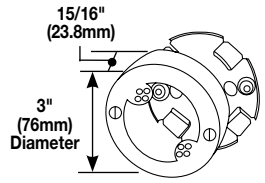	**Outlet Box** – Designed for devices with mounting screw centers of 1 15/32", 1 5/8", 1 22/32", or 1 27/32" (37mm, 41mm, 60mm, or 45mm). Accepts any device that mounts on G or H type conduit fittings.
V5735 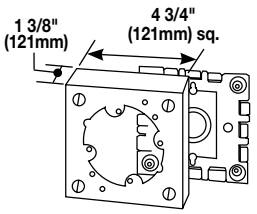	**Distribution Box** – Each side accepts three parallel raceway runs. Base has 1/2" and 1" concentric trade size KOs and a 1 13/16" x 2 7/8" trade size KO to mount on a one-gang in-wall outlet box. Cover takes devices with mounting screw centers of 2 3/4", 3 1/2", and 4 1/16" (70mm, 89mm, and 104mm), and canopy fixtures 4 5/8" (118mm) diameter or smaller. Used as a pull or junction box with V5736.
V5736 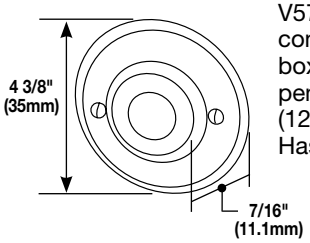	**Blank Cover** – Use with V5735, V5737, V5737A, V5738, V5738A, V5739, or V5739A, or V2135 converting them to pull or junction boxes and for hanging lightweight pendant fixtures having 1/2" (12.7mm) pipe stems, etc. Has 1/2" trade size KO.

Catalog No./Item	Description/Specifications
V5737* **V5737A*** **V5739A*** **5737WH*** **5737AWH*** 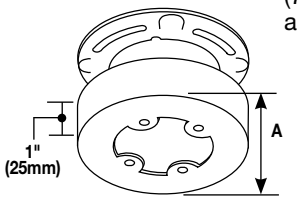	**Extension Box/Open Base** – For mounting on 3 1/4" (83mm), 4" (102mm) conduit boxes, or other recessed outlets. Cover takes devices with mounting screw centers of 2 3/4", 3 1/2", or 4 1/16" (70mm, 89mm, or 104mm). Use as a pull or junction box with V5736. CAT. NO. / DIA. A.: V5737, WH — 4 3/4" (121mm); V5737A, WH — 5 1/2" (140mm); V5739A — 6 3/8" (162mm)
V5738* **V5738A*** **V5739*** **5738WH*** **5738AWH*** 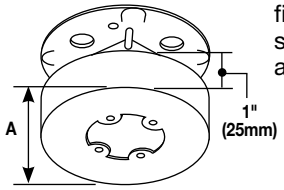	**Fixture Box/Solid Base** – For hanging fixtures. Cover takes devices with mounting screw centers of 2 3/4", 3 1/2", or 4 1/16" (70mm, 89mm, or 104mm). Base has four holes for fixture studs; five 1/2" trade size KOs and raised section for no-bolt fixture-stud. Use as a junction or pull box with V5736. CAT. NO. / DIA. A.: V5738, WH — 4 3/4" (121mm); V5738A, WH — 5 1/2" (140mm); V5739 — 6 3/8" (162mm)
V5738AF **5738AFWH** 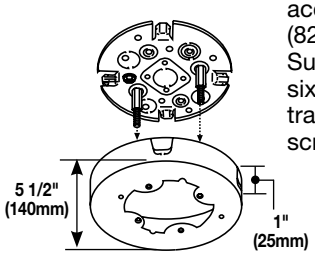	**Fan Box/Solid Base** – UL approved fixture box for ceiling fans. Cover accepts fan brackets with 3.2" (82mm) mounting centers. Supports up to 50 lbs. Base has six mounting holes and four 1/2" trade size KOs. #10 mounting screws provided.

NOTE: Covers have double twistouts; Lower twistout for V500, and both twistouts for V700.
Replace V with VC or WH with WHC to denote Canadian version — Agency approved for sale in Canada.
*** These boxes are not designed to support ceiling fans. For fan applications, use V5738AF.**

500 & 700 Series Raceway Tools Ordering Information

Catalog No./Item	Description/Specifications
605 **607** 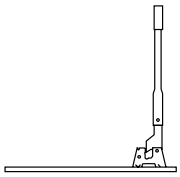	**V500 Raceway Cutter** **700 Series Raceway Cutter** – Single action portable cutter.
605K **607K**	**Replacement blade for 605 and 607 cutters** – Replacement case-hardened steel blades cut clean and square.

Catalog No./Item	Description/Specifications
5700LL 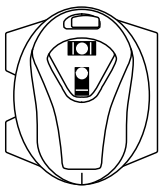	**Laser Level for 500/700 Series Raceway** – Attaches to outlet box base and raceway fittings for perfect alignment of runs of racewy.
5700CG 	**Cutting Guide for 500/700 Series Raceway** – Attaches to step ladder and holds raceway channel securely for accurate cuts.

NOTE: All brand and product names referenced in this document are registered trademarks or trademarks of their respective holders.

NOTE: The paper used to print this document is an environmentally responsible paper with 10% post consumer waste, with FSC and SFI Chain of Custody certifications, Lacey Act complaint. 100% of the electricity used to manufacture Flo sheets is generated with Green-e certified renewable energy.

Electrical Wiring Systems
60 Woodlawn Street
West Hartford, CT 06110
Phone: 1.877.BY.LEGRAND (295-3472)
www.legrand.us/wiremold

570 Applewood Crescent
Vaughan, Ontario L4K 4B4
Phone: 905.738.9195

ED532R18 – Updated September 2016 – For latest specs visit www.legrand.us/wiremold
© Copyright 2016 Legrand All Rights Reserved