

Catalog Number
Notes
Type

FEATURES & SPECIFICATIONS

INTENDED USE — For entrances, stairwells, corridors, other pedestrian areas.

CONSTRUCTION — Cast aluminum backplate on which electrical components are mounted for maximum heat-dissipation. Gasketing between backplate and front cover prevents the entry of water and contaminants. External hardware includes phillips head and tamper-proof hex-head fasteners.

FINISH — Dark bronze (DDB) or white (DWH) front cover available for all wattages.

OPTICAL SYSTEM — Front cover/refractor is injection-molded, one-piece, UV-stabilized polycarbonate. Optical system is sealed and gasketed to inhibit entrance of outside contaminants.

ELECTRICAL SYSTEM — 35W-70W HPS use 120V normal power factor.

Porcelain, medium-base socket with copper alloy nickel-plated screw shell and center contact. UL listed 660W, 600V, 4KV pulse rated. Medium-base lamp included with the fixture.

INSTALLATION — Units are for wall mounting and include two 3/4" knockouts for routing electrical conduit.

LISTINGS — UL listed for wet locations. Listed and labeled to comply with Canadian Standards.

WARRANTY — 1-year limited warranty. Complete warranty terms located at:

www.acuitybrands.com/CustomerResources/Terms_and_conditions.aspx

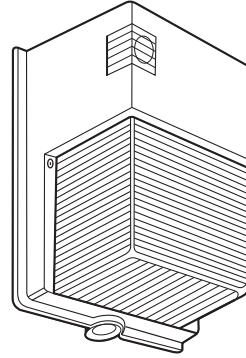
NOTE: Actual performance may differ as a result of end-user environment and application.

Specifications subject to change without notice.

Small Polycarbonate Wall Pack

TWS

HIGH PRESSURE SODIUM
35W, 50W, 70W
8' to 12' Mounting



Specifications

Height: 11" (27.9cm)
Width: 6-1/2" (16.5cm)
Depth: 5-1/4" (13.3cm)
Weight: 4.9 lbs./2.2 kgs

ORDERING INFORMATION

For shortest lead times, configure product using standard options (shown in bold).

Example: TWS 70S 120 PE LPI

TWS	120	
Series	Wattage/lamp	Voltage
TWS	High pressure sodium 35S 50S 70S	120
Options		
Shipped installed in fixture		
PE Photoelectric cell as standard		
LPI Lamp included as standard		
Architectural colors (optional)		
(blank) Dark bronze		
DWH White		

Accessories

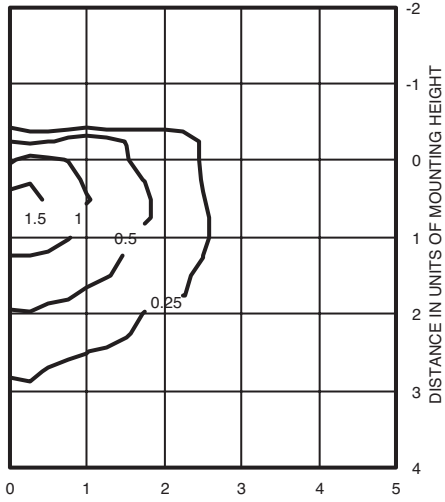
Order as separate catalog numbers

RK1 PEB1 Photocell kit (120V only)

TWSWG Wireguard

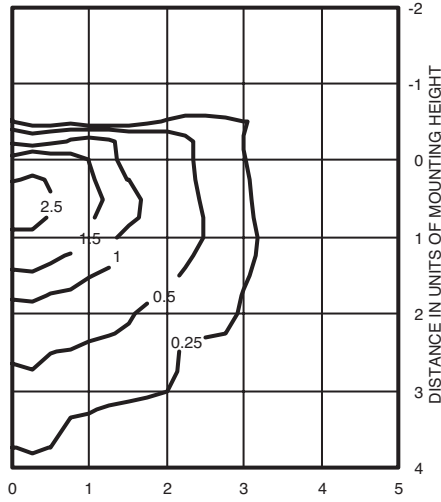
TWS High Pressure Sodium Wall Pack

TWS 35S TEST NO: LTL12508
ISOILLUMINANCE PLOT (Footcandle)



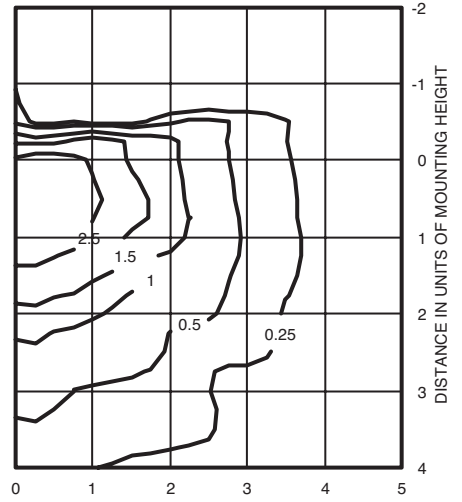
Luminaire Efficiency: 65.6%
35W high pressure sodium lamp
Footcandle values based on 8'
mounting height, 2250 rated lumens.

TWS 50S TEST NO: LTL12306
ISOILLUMINANCE PLOT (Footcandle)



Luminaire Efficiency: 65.6%
50W high pressure sodium lamp
Footcandle values based on 8'
mounting height, 4000 rated lumens

TWS 70S TEST NO: LTL12509
ISOILLUMINANCE PLOT (Footcandle)



Luminaire Efficiency: 65.6%
70W high pressure sodium lamp
Footcandle values based on 8'
mounting height, 6300 rated lumens.

Mounting Height Correction Factor
(Multiply the fc level by the correction factor)
10 ft. = .64
12 ft. = .44

Catalog Number
Notes
Type

FEATURES & SPECIFICATIONS

INTENDED USE — For entrances, stairwells, corridors, other pedestrian areas.

CONSTRUCTION — Cast aluminum backplate on which electrical components are mounted for maximum heat-dissipation. Gasketing between backplate and front cover prevents the entry of water and contaminants. External hardware includes phillips head and tamper-proof hex-head fasteners.

FINISH — Dark bronze (DDB) or white (DWH) front cover available for all wattages.

OPTICAL SYSTEM — Front cover/refractor is injection-molded, one-piece, UV-stabilized polycarbonate. Optical system is sealed and gasketed to inhibit entrance of outside contaminants.

ELECTRICAL SYSTEM — 35W-70W HPS use 120V normal power factor.

Porcelain, medium-base socket with copper alloy nickel-plated screw shell and center contact. UL listed 660W, 600V, 4KV pulse rated. Medium-base lamp included with the fixture.

INSTALLATION — Units are for wall mounting and include two 3/4" knockouts for routing electrical conduit.

LISTINGS — UL listed for wet locations. Listed and labeled to comply with Canadian Standards.

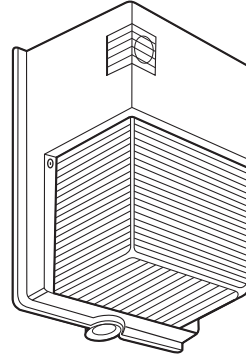
WARRANTY — 1-year limited warranty. Complete warranty terms located at: www.acuitybrands.com/CustomerResources/Terms_and_conditions.aspx

NOTE: Actual performance may differ as a result of end-user environment and application. Specifications subject to change without notice.

Small Polycarbonate Wall Pack

TWS

HIGH PRESSURE SODIUM
35W, 50W, 70W
8' to 12' Mounting



Specifications

Height: 11" (27.9cm)
Width: 6-1/2" (16.5cm)
Depth: 5-1/4" (13.3cm)
Weight: 4.9 lbs./2.2 kgs

ORDERING INFORMATION

For shortest lead times, configure product using standard options (shown in bold).

Example: TWS 70S 120 PE LPI

TWS	120	
Series	Wattage/lamp	Voltage
TWS	High pressure sodium 35S 50S 70S	120
		Options
		Shipped installed in fixture PE Photoelectric cell as standard LPI Lamp included as standard Architectural colors (optional) (blank) Dark bronze DWH White

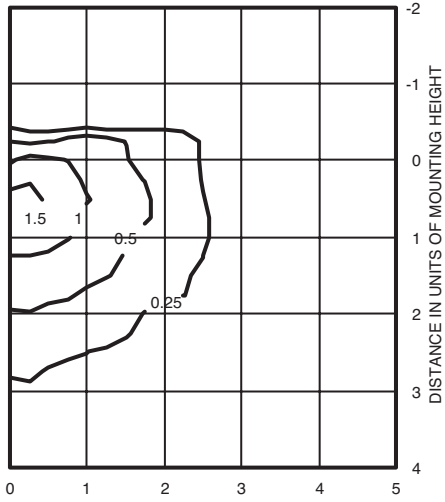
Accessories

Order as separate catalog numbers

RK1 PEB1 Photocell kit (120V only)
TWSWG Wireguard

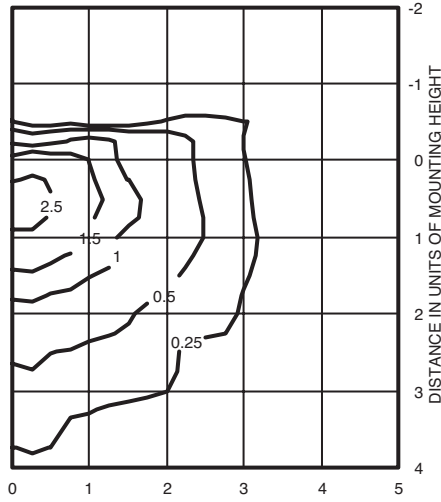
TWS High Pressure Sodium Wall Pack

TWS 35S TEST NO: LTL12508
ISOILLUMINANCE PLOT (Footcandle)



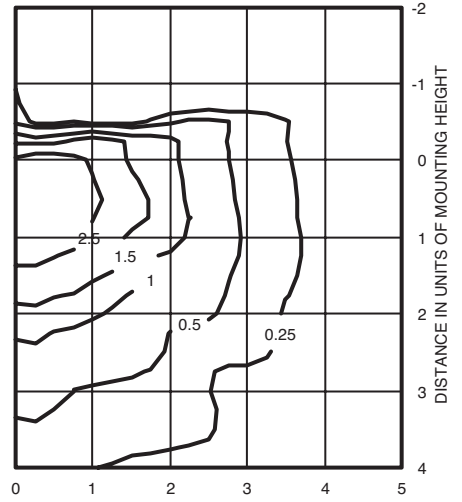
Luminaire Efficiency: 65.6%
35W high pressure sodium lamp
Footcandle values based on 8'
mounting height, 2250 rated lumens.

TWS 50S TEST NO: LTL12306
ISOILLUMINANCE PLOT (Footcandle)



Luminaire Efficiency: 65.6%
50W high pressure sodium lamp
Footcandle values based on 8'
mounting height, 4000 rated lumens

TWS 70S TEST NO: LTL12509
ISOILLUMINANCE PLOT (Footcandle)



Luminaire Efficiency: 65.6%
70W high pressure sodium lamp
Footcandle values based on 8'
mounting height, 6300 rated lumens.

Mounting Height Correction Factor
(Multiply the fc level by the correction factor)
10 ft. = .64
12 ft. = .44