

| |
|----------------|
| Catalog Number |
| Notes |
| Type |

FEATURES & SPECIFICATIONS

INTENDED USE

Ideal for mounting above entryways and loading docks.

CONSTRUCTION

Rugged, corrosion-resistant die-cast aluminum back housing and hinged door frame. Castings are sealed with a one-piece gasket to inhibit the entrance of external contaminants. Finish is bronze polyester powder paint for lasting durability.

OPTICS

Refractor is prismatic borosilicate glass. Reflector is die-formed anodized stippled aluminum.

Medium-base lamp included in carton.

ELECTRICAL

HID: Ballast is high-reactance, high-power-factor for 150W. Ballast is 100% factory-tested.

Compact fluorescent: Electronic, high-frequency, multi-volt ballast.

Socket: Medium base socket, nickel-plated screw shell and center contact.

INSTALLATION

Housing is configured for mounting directly over a standard 4" outlet box or for surface wiring via any of three convenient 1/2" threaded conduit entry hubs.

LISTING

UL Listed to US and Canadian safety standards (see Options). Suitable for wet locations (25°C maximum ambient temperature).

WARRANTY — 1-year limited warranty. Complete warranty terms located at:

www.acuitybrands.com/CustomerResources/Terms_and_conditions.aspx

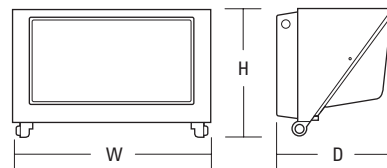
NOTE: Actual performance may differ as a result of end-user environment and application.

Specifications subject to change without notice.

Wall Packs

TWR1

METAL HALIDE: 150-175W
HIGH PRESSURE SODIUM: 150W
COMPACT FLUORESCENT: 2/42W



Specifications

Height: 9 (22.9)

Width: 13 (33.0)

Depth: 7-3/8 (18.8)

*Weight: 16.45 lbs/7.46kg

All dimensions shown in inches (centimeters) unless otherwise noted.

*Weight as configured in example below.

ORDERING INFORMATION

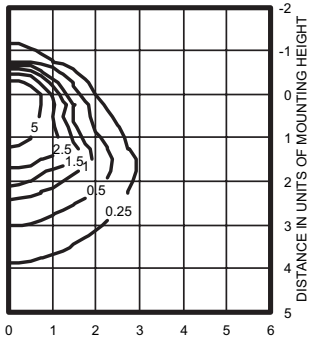
Example: TWR1 150M TB LPI

| Catalog Number | Wattage | Voltage | Photocell included | Lamp included | Available in Canada |
|---------------------------|---------|-----------------|--------------------|---------------|---------------------|
| Metal halide | | | | | |
| TWR1 150M TB LPI | 150 | 120/208/240/277 | N | Y | N |
| TWR1 175M 120 PE LPI | 175 | 120 | Y | Y | N |
| TWR1 175M 120/347 LPI CSA | 175 | 120/347 | N | Y | Y |
| High pressure sodium | | | | | |
| TWR1 150S TB LPI | 150 | 120/208/240/277 | N | Y | N |
| TWR1 150S TB LPI | 150 | 120/208/240/277 | N | Y | N |

TWR1 High Pressure Sodium/Metal Halide/Compact Fluorescent Wall Pack

TWR1 150S TEST NO: LTL10373

ISOILLUMINANCE PLOT (Footcandle)



W lamp, horizontal lamp orientation
Footcandle values based on 12'
mounting height, 15800 rated lumens.
Luminaire Efficiency: 54.6%

| |
|----------------|
| Catalog Number |
| Notes |
| Type |

FEATURES & SPECIFICATIONS

INTENDED USE

Ideal for mounting above entryways and loading docks.

CONSTRUCTION

Rugged, corrosion-resistant die-cast aluminum back housing and hinged door frame. Castings are sealed with a one-piece gasket to inhibit the entrance of external contaminants. Finish is bronze polyester powder paint for lasting durability.

OPTICS

Refractor is prismatic borosilicate glass. Reflector is die-formed anodized stippled aluminum.

Medium-base lamp included in carton.

ELECTRICAL

HID: Ballast is high-reactance, high-power-factor for 150W. Ballast is 100% factory-tested.

Compact fluorescent: Electronic, high-frequency, multi-volt ballast.

Socket: Medium base socket, nickel-plated screw shell and center contact.

INSTALLATION

Housing is configured for mounting directly over a standard 4" outlet box or for surface wiring via any of three convenient 1/2" threaded conduit entry hubs.

LISTING

UL Listed to US and Canadian safety standards (see Options). Suitable for wet locations (25°C maximum ambient temperature).

WARRANTY — 1-year limited warranty. Complete warranty terms located at:

www.acuitybrands.com/CustomerResources/Terms_and_conditions.aspx

NOTE: Actual performance may differ as a result of end-user environment and application.

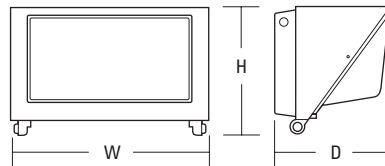
Specifications subject to change without notice.



Wall Packs

TWR1

METAL HALIDE: 150-175W
HIGH PRESSURE SODIUM: 150W
COMPACT FLUORESCENT: 2/42W



Specifications

Height: 9 (22.9)

Width: 13 (33.0)

Depth: 7-3/8 (18.8)

*Weight: 16.45 lbs/7.46kg

All dimensions shown in inches (centimeters) unless otherwise noted.

*Weight as configured in example below.

ORDERING INFORMATION

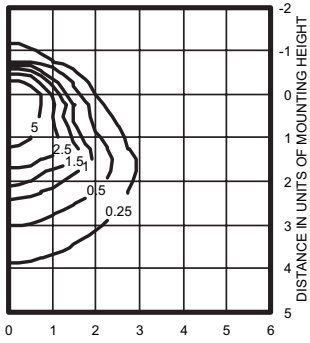
Example: TWR1 150M TB LPI

| Catalog Number | Wattage | Voltage | Photocell included | Lamp included | Available in Canada |
|---------------------------|---------|-----------------|--------------------|---------------|---------------------|
| Metal halide | | | | | |
| TWR1 150M TB LPI | 150 | 120/208/240/277 | N | Y | N |
| TWR1 175M 120 PE LPI | 175 | 120 | Y | Y | N |
| TWR1 175M 120/347 LPI CSA | 175 | 120/347 | N | Y | Y |
| High pressure sodium | | | | | |
| TWR1 150S TB LPI | 150 | 120/208/240/277 | N | Y | N |
| TWR1 150S TB LPI | 150 | 120/208/240/277 | N | Y | N |

TWR1 High Pressure Sodium/Metal Halide/Compact Fluorescent Wall Pack

TWR1 150S TEST NO: LTL10373

ISOILLUMINANCE PLOT (Footcandle)



W lamp, horizontal lamp orientation
Footcandle values based on 12'
mounting height, 15800 rated lumens.
Luminaire Efficiency: 54.6%