

**CADDY**<sup>®</sup>


# Telescopic Screw Gun Bracket & Accessories



**ERICO**<sup>®</sup>

## Features and Benefits:

- Fast and easy installation
- Allows attachment from the front or inside of the stud in any depth
- Improved design with stamped inch markings and pilot holes accelerates precise mounting between studs
- Pilot holes allow easy and precise attachment of pipe clamps with a screwdriver
- Reduces movement of the tube and pipe and minimizes rattling
- Combined with the ESGP grommet, the TSGB allows safe and noiseless pipe and tube runs inside stud walls, even if crossing the studs
- Available in kits
- TSGBHHD is ideal for heavy applications, like supporting sinks, cabinets and showerheads
- Eliminates the need to search for wood joists
- Saves space



The TSGB Telescopic Screw Gun Bracket for the installation of pipe and tube runs between studs offers a unique, one-piece, break-apart design that makes mounting easier than ever. Requiring only a screw gun for installation (ERICO® recommends low-profile screw CADDY® Part No. SMS8), the TSGB is adjustable to allow non-standard stud spacing and features interlocking

tabs for convenient identification and bending. The TSGB16 works with stud spacing from 11 to 18 inches, and the TSGB24 works with stud spacing from 17 to 26 inches. Both versions of the TSGB are notched and marked for easy identification and bending at 1-1/2 inch and 2-1/8 inch depths.

Nº	Description	Packing Unit
TSGB16	16" adjustable screw gun box bracket for stud space 11" to 18"	50
TSGB24	24" adjustable screw gun box bracket for stud space 17" to 26"	50
TSGBHHD	Adjustable screw gun box bracket for stud space 13" to 23-5/8"	10
TSGB16112	TSGB16 with TPC112	25 + 50
TSGB24112	TSGB24 with TPC112	25 + 50



## Installation Instructions:



1. Bend TSGB at score mark.




2. Break apart into two pieces.



3. Slide one arm on top of the other until you hear a click.



4. Bend side tabs at first score.



5. Bend side tabs at second score to adjust for the stud depth.



6. Install TSGB to stud with SMS8 low-profile screw.

## TSGBHD

The TSGBHD provides a strong mounting platform between metal or wood studs for heavier applications, such as sinks, cabinets and showerheads. The TSGBHD has 3-1/8 inches of usable vertical mounting space, allowing the installer greater flexibility in mounting devices to the bracket.



## TPC Tube and Pipe Clamps

The patented design of the TPC clamp offers a unique, time-saving solution for tube/pipe positioning within the range of 3/8 through 2-3/8 inches OD. The strong, UV-resistant Nylon 66 reduces vibration and noise and serves as an insulator. Pilot holes in the bracket permit easy attachment with a screwdriver. The locking mechanism is releasable. The pipe clamps are applicable in temperatures from -10°F through +130°F.

Nº	Description	Packing Unit
TPC112	Tube and pipe clamp 3/8" thru 1-1/8"	50
TPC238	Tube and pipe clamp 5/8" thru 2-3/8"	50



# CADDY® SUPERFIX 454

The CADDY® SUPERFIX 454 pipe clamps feature a patented closing mechanism to allow easy installation and eliminate the need to disassemble the clamp prior to installation. An integrated EPDM 45° A shore rubber gasket helps eliminate vibration and rattling, meets the requirements of DIN 4109 and is temperature rated from -58°F to 230°F. An electro-galvanized zinc layer protects the clamps against corrosion. Use C-FIX snap-in hammerhead bolts for connection.

The CADDY SUPERFIX 454 is an easy-to-close one-screw pipe clamp that works on steel and copper pipes from IP 1/4 inch, CT 3/8 to 2 inches. It uses a 3/8 inch nut for connection, which is specially designed to mount the pipe as close as possible to the TSGB.

Nº	Description	Packing Unit
454001	CADDY SUPERFIX 454 3/8" 1/4" IP - 3/8" CT	150
454002	CADDY SUPERFIX 454 3/8" 3/8" IP - 1/2" CT	150
454003	CADDY SUPERFIX 454 3/8" 5/8" CT	100
454004	CADDY SUPERFIX 454 3/8" 1/2" IP - 3/4" CT	100
454005	CADDY SUPERFIX 454 3/8" 3/4" IP - 1" CT	100
454006	CADDY SUPERFIX 454 3/8" 1" IP - 1-1/4" CT	50
454007	CADDY SUPERFIX 454 3/8" 1-1/4" IP - 1-1/2" CT	50
454008	CADDY SUPERFIX 454 3/8" 1-1/2" IP	50
454009	CADDY SUPERFIX 454 3/8" 2" CT	50
454010	CADDY SUPERFIX 454 3/8" 2" IP	50



## Installation Instructions:



1 Insert the channel nut into the channel and turn the washer 90° clockwise.



2 Slide the C-FIX to the correct position and tighten the hex nut with a wrench.



3 Apply the pipe clamp by turning clockwise at least 2-1/2 turns; do not turn counterclockwise to adjust the angle.



4 Insert the pipe and close the pipe clamp.

# CADDY® SUPERKLIP

The universally applicable CADDY® SUPERKLIP pipe clamp is suitable for pipe sizes ranging from 3/8 to 2 inches. The pipe clamp closes and locks automatically when the pipe is inserted. Premium-grade copolymer Xenoy® construction makes the CADDY SUPERKLIP resistant to environmental stresses. It also resists oil and gas, UV and aging. The special design of the pipe clamp permits axial pipe expansion and contraction. It holds a KIWA certificate and is recyclable. The pipe clamps are also applicable in temperatures from -13°F to 194°F.

Nº	Description	Packing Unit
389001	CADDY SUPERKLIP 3/8" CT	100
389002	CADDY SUPERKLIP 1/2" CT	100
389003	CADDY SUPERKLIP 3/8" IP, 5/8" CT	100
389004	CADDY SUPERKLIP 1/2" IP	100
389005	CADDY SUPERKLIP 3/4" CT	100
389006	CADDY SUPERKLIP 3/4" IP	50
389007	CADDY SUPERKLIP 1" CT	50
389008	CADDY SUPERKLIP 1" IP, 1-1/4" CT	50
389011	CADDY SUPERKLIP 1-1/4" IP, 1-1/2" CT	25
389012	CADDY SUPERKLIP 1-1/2" IP	25
389013	CADDY SUPERKLIP 2" CT	25
389014	CADDY SUPERKLIP 2" IP	20



# ESGP Grommet and MSP20

The ESGP Grommet provides 360° protection for plumbing and fire protection piping and tubing. It fits all factory- and field-punched holes due to its unique back-to-back design. For the field, ERICO® offers the MSP20 Metal Stud Punch. The ESGP Grommet is suitable for plastic, steel or copper pipe with outer diameters up to 1-1/8 inches.



Nº	Description	Packing Unit
ESGP	Easy Snap Grommet	100
MSP20	Metal Stud Punch	1




## Self-Tapping Screws



Nº	Description	Packing Unit
SMS8	Low profile, self tapping screw	1000

## C-FIX Hammerhead Bolts



Nº	Description	Packing Unit
CFIX0380100EG	Channel nut with flat washer	100

### WARNING

ERICO products shall be installed and used only as indicated in ERICO's product instruction sheets and training materials. Instruction sheets are available at [www.erico.com](http://www.erico.com) and from your ERICO customer service representative. Improper installation, misuse, misapplication or other failure to completely follow ERICO's instructions and warnings may cause product malfunction, property damage, serious bodily injury and death.

### WARRANTY

ERICO products are warranted to be free from defects in material and workmanship at the time of shipment. NO OTHER WARRANTY, WHETHER EXPRESS OR IMPLIED (INCLUDING ANY WARRANTY OF MERCHANTABILITY OR FITNESS FOR A PARTICULAR PURPOSE), SHALL EXIST IN CONNECTION WITH THE SALE OR USE OF ANY ERICO PRODUCTS. Claims for errors, shortages, defects or nonconformities ascertainable upon inspection must be made in writing within 5 days after Buyer's receipt of products. All other claims must be made in writing to ERICO within 6 months from the date of shipment or transport. Products claimed to be nonconforming or defective must, upon ERICO's prior written approval in accordance with its standard terms and procedures governing returns, promptly be returned to ERICO for inspection. Claims not made as provided above and within the applicable time period will be barred. ERICO shall in no event be responsible if the products have not been stored or used in accordance with its specifications and recommended procedures. ERICO will, at its option, either repair or replace nonconforming or defective products for which it is responsible or return the purchase price to the Buyer. THE FOREGOING STATES BUYER'S EXCLUSIVE REMEDY FOR ANY BREACH OF ERICO WARRANTY AND FOR ANY CLAIM, WHETHER SOUNDING IN CONTRACT, TORT OR NEGLIGENCE, FOR LOSS OR INJURY CAUSED BY THE SALE OR USE OF ANY PRODUCT.

### LIMITATION OF LIABILITY

ERICO excludes all liability except such liability that is directly attributable to the willful or gross negligence of ERICO's employees. Should ERICO be held liable its liability shall in no event exceed the total purchase price under the contract. ERICO SHALL IN NO EVENT BE RESPONSIBLE FOR ANY LOSS OF BUSINESS OR PROFITS, DOWNTIME OR DELAY, LABOR, REPAIR OR MATERIAL COSTS OR ANY SIMILAR OR DISSIMILAR CONSEQUENTIAL LOSS OR DAMAGE INCURRED BY BUYER.

Xenoy is a registered trademark of General Electric Company

# ERICO®




[www.erico.com](http://www.erico.com)



**AUSTRALIA**

Phone 61-2-9751-8500  
Fax 61-2-9475-5334



**CHINA**

Phone 86-21-3430-4878  
Fax 86-21-5831-8177



**HUNGARY**

Phone 31-13-58-35-415  
Fax 31-13-58-35-499



**NORWAY**

Phone 47-67-53-12-00  
Fax 47-67-12-42-68



**SWITZERLAND**

Phone 00-800-5000-1090  
Fax 00-800-6000-1090



**BELGIUM**

Phone 32-14-69-96-88  
Fax 32-14-69-96-90



**DENMARK**

Phone 46-40-611-13-60  
Fax 46-40-611-9415



**INDONESIA**

Phone 62-21-575-0941  
Fax 62-21-575-0942



**POLAND**

Phone 48-71-374-40-22  
Fax 48-71-374-40-43



**THAILAND**

Phone 66-2-267-5776  
Fax 66-2-636-6988



**BRAZIL**

Phone 55-11-3623-4333  
Fax 55-11-3621-4066



**FRANCE**

Phone 33-4-77-36-54-32  
Fax 33-4-77-55-20-10



**ITALY**

Phone 39-02-8474-2250  
Fax 39-02-8474-2251



**SINGAPORE**

Phone 65-6-268-3433  
Fax 65-6-268-1389



**UNITED ARAB  
EMIRATES**

Phone 971-4-881-7250  
Fax 971-4-881-7270



**CANADA**

Phone 1-800-677-9089  
Fax 1-800-677-8131



**GERMANY**

Phone 0-800-189-0272  
Fax 0-800-189-0274



**MEXICO**

Phone 52-55-5260-5991  
Fax 52-55-5260-3310



**SPAIN**

Phone 34-93-467-7726  
Fax 34-93-467-7725



**UNITED KINGDOM**

Phone 44-118-958-8386  
Fax 44-118-955-0925



**CHILE**

Phone 56-2-370-2908  
Fax 56-2-370-2914



**HONG KONG**

Phone 852-2764-8808  
Fax 852-2764-4486



**NETHERLANDS**

Phone 31-13-58-35-400  
Fax 31-13-58-35-499



**SWEDEN**

Phone 46-40-611-13-60  
Fax 46-40-611-94-15



**UNITED STATES**

Phone 1-440-248-0100  
Fax 1-440-248-0723