

# Steel Square Boxes


## 4<sup>11</sup>/<sub>16</sub>" SQUARE OUTLET BOXES & COVERS

### Applications:

- For use with conduit
- For use in commercial and industrial applications, where larger sized conductor or wiring devices are needed and additional volume is required
- Available in red for fire alarm applications

### Features:

- Ideal for exposed work applications, providing an easy method for the installation of electrical devices (switches, receptacles, fans, lights, etc.)
- Raised ground screw location in the welded boxes saves time in installation
- Concentric knockouts have a 1/2" and 3/4" knockout in the same location for customer flexibility
- Knockouts are suitable for use without a bonding jumper in circuits above or below 250 volts
- Available in two depths for differing cubic capacity requirements
- Welded or drawn construction to match customer preference
- Extensive cover offering to meet various customer applications and needs




### Certifications and Compliances:

- UL Listed

## 4<sup>11</sup>/<sub>16</sub>" SQUARE OUTLET BOXES – 29.5 CUBIC INCH CAPACITY

### 1<sup>1</sup>/<sub>2</sub>" DEEP WITH CONDUIT KOs


### UL LISTED



TP523



TP548



TP549

#### Knockouts

Cat. #	Description	Knockouts		Unit Qty.	Wt. Lbs. Per 100
		Sides	Bottom		
TP523	Welded	12 - 1/2" + 3/4" C	2 - 1/2", 2 - 3/4"	25	99
TP523PF†	Welded	12 - 1/2" + 3/4" C	2 - 1/2", 2 - 3/4"	25	99
TP548	Drawn	8 - 1/2", 4 - 3/4"	3 - 1/2", 2 - 3/4"	25	84
TP549	Drawn	6 - 1/2", 6 - 1/2" + 3/4" C	3 - 1/2", 2 - 3/4"	25	84

†TTP catalog numbers ending in PF include ground screw with pigtail lead.

# Steel Square Boxes

## 4<sup>11</sup>/<sub>16</sub>" SQUARE OUTLET BOXES – 42.0 & 44.0 CUBIC INCH CAPACITY

2<sup>1</sup>/<sub>8</sub>" DEEP WITH CONDUIT KOs


UL LISTED



TP563



TP554  
TP842\*



TP556  
TP832\*




TP556RED




TP558  
TP835\*



TP560  
TP836\*



TP562



TP557



TP521



TP525

Cat. #	Description	Bracket	Knockouts		Unit Qty.	Wt. Lbs. Per 100
			Sides	Bottom		
<b>42.0 Cubic Inch Capacity</b>						
TP563	Drawn	-	6 - 1/2", 6 - 1/2" + 3/4" C	3 - 1/2", 2 - 3/4"	25	104
TP554	Drawn	-	8 - 3/4"	3 - 1/2", 2 - 3/4"	25	104
TP556	Drawn	-	8 - 1/2", 4 - 3/4"	3 - 1/2", 2 - 3/4"	25	104
TP556PF†	Drawn	-	8 - 1/2", 4 - 3/4"	3 - 1/2", 2 - 3/4"	25	104
TP556RED	Drawn	-	8 - 1/2", 4 - 3/4"	3 - 1/2", 2 - 3/4"	25	104
TP558	Drawn	-	4 - 3/4", 4 - 1"	3 - 1/2", 2 - 3/4"	25	104
TP558PF†	Drawn	-	4 - 3/4", 4 - 1"	3 - 1/2", 2 - 3/4"	25	104
TP560	Drawn	-	8 - 1"	3 - 1/2", 2 - 3/4"	25	104
TP562‡	Drawn	-	4 - 1 1/4"	3 - 1/2", 2 - 3/4"	25	104
TP557	Drawn	"VS"	5 - 1/2", 4 - 1/2" + 3/4" C	3 - 1/2", 2 - 3/4"	25	120
<b>44.0 Cubic Inch Capacity</b>						
TP521	Welded	-	12 - 1/2" + 3/4" C	2 - 1/2", 2 - 3/4"	25	115
TP521PF†	Welded	-	12 - 1/2" + 3/4" C	2 - 1/2", 2 - 3/4"	25	115
TP525**	Welded	-	12 - 1/2" + 3/4" E	2 - 1/2", 2 - 1/2" + 3/4" E	25	115
TP525PF†	Welded	-	12 - 1/2" + 3/4" E	2 - 1/2", 2 - 1/2" + 3/4" E	25	115
<b>Air Plenum</b>						
TP835*	-	-	4 - 3/4", 4 - 1"	3 - 1/2", 2 - 3/4"	25	115
TP836*	-	-	8 - 1"	3 - 1/2", 2 - 3/4"	25	115
TP842*	-	-	12 - 3/4"	3 - 1/2", 2 - 3/4"	25	115
TP832*	-	-	8 - 1/2", 4 - 3/4"	3 - 1/2", 2 - 3/4"	25	115

\*For Air Plenum (no mounting holes) - not UL Listed.

\*\*Raised ground bump contains holes for two ground screws.

†TP catalog numbers ending in PF include ground screw with pigtail lead.

‡Not UL Listed.

Steel Boxes

# Steel Square Boxes


## 4<sup>11</sup>/<sub>16</sub>" SQUARE OUTLET BOXES & COVERS

### Applications:

- For use with conduit
- For use in commercial and industrial applications, where larger sized conductor or wiring devices are needed and additional volume is required
- Available in red for fire alarm applications

### Features:

- Ideal for exposed work applications, providing an easy method for the installation of electrical devices (switches, receptacles, fans, lights, etc.)
- Raised ground screw location in the welded boxes saves time in installation
- Concentric knockouts have a 1/2" and 3/4" knockout in the same location for customer flexibility
- Knockouts are suitable for use without a bonding jumper in circuits above or below 250 volts
- Available in two depths for differing cubic capacity requirements
- Welded or drawn construction to match customer preference
- Extensive cover offering to meet various customer applications and needs




### Certifications and Compliances:

- UL Listed

## 4<sup>11</sup>/<sub>16</sub>" SQUARE OUTLET BOXES – 29.5 CUBIC INCH CAPACITY

### 1<sup>1</sup>/<sub>2</sub>" DEEP WITH CONDUIT KOs


### UL LISTED



TP523



TP548



TP549

#### Knockouts

Cat. #	Description	Knockouts		Unit Qty.	Wt. Lbs. Per 100
		Sides	Bottom		
TP523	Welded	12 - 1/2" + 3/4" C	2 - 1/2", 2 - 3/4"	25	99
TP523PF†	Welded	12 - 1/2" + 3/4" C	2 - 1/2", 2 - 3/4"	25	99
TP548	Drawn	8 - 1/2", 4 - 3/4"	3 - 1/2", 2 - 3/4"	25	84
TP549	Drawn	6 - 1/2", 6 - 1/2" + 3/4" C	3 - 1/2", 2 - 3/4"	25	84

†TTP catalog numbers ending in PF include ground screw with pigtail lead.

# Steel Square Boxes

## 4<sup>11</sup>/<sub>16</sub>" SQUARE OUTLET BOXES – 42.0 & 44.0 CUBIC INCH CAPACITY

2<sup>1</sup>/<sub>8</sub>" DEEP WITH CONDUIT KOs


UL LISTED



TP563



TP554  
TP842\*



TP556  
TP832\*




TP556RED




TP558  
TP835\*




TP560  
TP836\*



TP562



TP557



TP521



TP525

Cat. #	Description	Bracket	Knockouts		Unit Qty.	Wt. Lbs. Per 100
			Sides	Bottom		
<b>42.0 Cubic Inch Capacity</b>						
TP563	Drawn	-	6 - 1/2", 6 - 1/2" + 3/4" C	3 - 1/2", 2 - 3/4"	25	104
TP554	Drawn	-	8 - 3/4"	3 - 1/2", 2 - 3/4"	25	104
TP556	Drawn	-	8 - 1/2", 4 - 3/4"	3 - 1/2", 2 - 3/4"	25	104
TP556PF†	Drawn	-	8 - 1/2", 4 - 3/4"	3 - 1/2", 2 - 3/4"	25	104
TP556RED	Drawn	-	8 - 1/2", 4 - 3/4"	3 - 1/2", 2 - 3/4"	25	104
TP558	Drawn	-	4 - 3/4", 4 - 1"	3 - 1/2", 2 - 3/4"	25	104
TP558PF†	Drawn	-	4 - 3/4", 4 - 1"	3 - 1/2", 2 - 3/4"	25	104
TP560	Drawn	-	8 - 1"	3 - 1/2", 2 - 3/4"	25	104
TP562‡	Drawn	-	4 - 1 1/4"	3 - 1/2", 2 - 3/4"	25	104
TP557	Drawn	"VS"	5 - 1/2", 4 - 1/2" + 3/4" C	3 - 1/2", 2 - 3/4"	25	120
<b>44.0 Cubic Inch Capacity</b>						
TP521	Welded	-	12 - 1/2" + 3/4" C	2 - 1/2", 2 - 3/4"	25	115
TP521PF†	Welded	-	12 - 1/2" + 3/4" C	2 - 1/2", 2 - 3/4"	25	115
TP525**	Welded	-	12 - 1/2" + 3/4" E	2 - 1/2", 2 - 1/2" + 3/4" E	25	115
TP525PF†	Welded	-	12 - 1/2" + 3/4" E	2 - 1/2", 2 - 1/2" + 3/4" E	25	115
<b>Air Plenum</b>						
TP835*	-	-	4 - 3/4", 4 - 1"	3 - 1/2", 2 - 3/4"	25	115
TP836*	-	-	8 - 1"	3 - 1/2", 2 - 3/4"	25	115
TP842*	-	-	12 - 3/4"	3 - 1/2", 2 - 3/4"	25	115
TP832*	-	-	8 - 1/2", 4 - 3/4"	3 - 1/2", 2 - 3/4"	25	115

\*For Air Plenum (no mounting holes) - not UL Listed.

\*\*Raised ground bump contains holes for two ground screws.

†TP catalog numbers ending in PF include ground screw with pigtail lead.

‡Not UL Listed.

Steel Boxes