


Electrical Metallic Tubing (EMT) Fittings

Insulated EMT
Set-Screw Connectors



TC722US

TC724US

EMT Compression
Couplings



TK114US

TK111US

Insulated EMT Compression
Connector (TC7110US)



Insulated EMT Set-Screw
Connector (TC729US)



EMT Set-Screw
Coupling
(TK128US)



Made In USA Steel EMT Fittings



CAT. NO.	HUB SIZE
EMT Compression Connectors, Non-Insulated	
TC111US	1/2"
TC112US	3/4"
TC113US	1"
TC114US	1 1/4"
TC115US	1 1/2"
TC116US	2"
TC117US	2 1/2"
TC118US	3"
TC119US	3 1/2"
TC1110US	4"
EMT Compression Connectors, Insulated	
TC711US	1/2"
TC712US	3/4"
TC713US	1"
TC714US	1 1/4"
TC715US	1 1/2"
TC716US	2"
TC717US	2 1/2"
TC718US	3"
TC719US	3 1/2"
TC7110US	4"

CAT. NO.	HUB SIZE
EMT Set-Screw Connectors, Non-Insulated	
TC121US	1/2"
TC122US	3/4"
TC123US	1"
TC124US	1 1/4"
TC125US	1 1/2"
TC126US	2"
TC127US	2 1/2"
TC128US	3"
TC129US	3 1/2"
TC1210US	4"
EMT Set-Screw Connectors, Insulated	
TC721US	1/2"
TC722US	3/4"
TC723US	1"
TC724US	1 1/4"
TC725US	1 1/2"
TC726US	2"
TC727US	2 1/2"
TC728US	3"
TC729US	3 1/2"
TC7210US	4"

CAT. NO.	HUB SIZE
EMT Compression Couplings	
TK111US	1/2"
TK112US	3/4"
TK113US	1"
TK114US	1 1/4"
TK115US	1 1/2"
TK116US	2"
TK117US	2 1/2"
TK118US	3"
TK119US	3 1/2"
TK1110US	4"
EMT Set-Screw Couplings	
TK121US	1/2"
TK122US	3/4"
TK123US	1"
TK124US	1 1/4"
TK125US	1 1/2"
TK126US	2"
TK127US	2 1/2"
TK128US	3"
TK129US	3 1/2"
TK1210US	4"

Electrical Metallic Tubing (EMT) Fittings

Set-Screw Connectors — Steel

- Concrete tight when taped
- Zinc plated



Non-Insulated



"A" CAT. NO.	CONDUIT SIZE (IN.)	INNER PACK	OUTER PACK
TC121A	½	50	500
TC122A	¾	50	250
TC123A	1	25	100
TC124A	1¼	—	25
TC125A	1½	—	25
TC126A	2	—	25
TC127A	2½	—	10
TC128A	3	—	5
TC129A	3½	—	5
TC1210A	4	—	5
TC121A-FA	½	50	500
TC122A-FA	¾	50	250
TC123A-FA	1	25	100

UL File No. E-16592.

FA — Fire Alarm.

Insulated



"A" CAT. NO.	CONDUIT SIZE (IN.)	INNER PACK	OUTER PACK
TC-721A	½	50	500
TC722A	¾	50	250
TC-723A	1	25	100
TC724A	1¼	—	25
TC725A	1½	—	25
TC726A	2	—	25
TC727A	2½	—	10
TC728A	3	—	5
TC729A	3½	—	5
TC7210A	4	—	5
TC721A-FA	½	50	500
TC722A-FA	¾	50	250
TC723A-FA	1	25	100

UL File No. E-16592.

FA — Fire Alarm.

Set-Screw Couplings — Steel

- Concrete tight when taped
- Zinc plated
- Fire Alarm (FA) painted red for fire alarm identification



"A" CAT. NO.	CONDUIT SIZE (IN.)	INNER PACK	OUTER PACK
TK121A	½	50	500
TK122A	¾	50	250
TK123A	1	25	100
TK124A	1¼	—	25
TK125A	1½	—	25
TK126A	2	—	25
TK127A	2½	—	10

UL File No. E-16592.

"A" CAT. NO.	CONDUIT SIZE (IN.)	INNER PACK	OUTER PACK
TK128A	3	—	5
TK129A	3½	—	5
TK1210A	4	—	5
TK121A-FA	½	50	500
TK122A-FA	¾	50	250
TK123A-FA	1	25	100

UL File No. E-16592.

Compression Connectors — Steel

- ½"–4" concrete tight
- Zinc plated
- RT — Raintight



Non-Insulated



"A" CAT. NO.	CONDUIT SIZE (IN.)	INNER PACK	OUTER PACK
TC111A	½	50	500
TC112A	¾	50	250
TC113A	1	25	100
TC114A*	1¼	—	25
TC115A*	1½	—	25
TC116A*	2	—	25
TC117A	2½	—	10
TC118A	3	—	5
TC119A	3½	—	5
TC1110A	4	—	5
TC111A-RT	½	50	500
TC112A-RT	¾	50	250
TC113A-RT	1	25	100
TC114A-RT*	1¼	—	25
TC115A-RT*	1½	—	25
TC116A-RT*	2	—	25
TC117ART	2½	—	10
TC118ART	3	—	5
TC119ART	3½	—	5
TC1110ART	4	—	5

UL File No. E-16592.

*O-rings are supplied.

Insulated



"A" CAT. NO.	CONDUIT SIZE (IN.)	INNER PACK	OUTER PACK
TC711A	½	50	500
TC712A	¾	50	250
TC713A	1	25	100
TC714A	1¼	—	25
TC715A	1½	—	25
TC716A	2	—	25
TC717A	2½	—	10
TC718A	3	—	5
TC719A	3½	—	5
TC7110A	4	—	5
TC711A-RT	½	50	500
TC712A-RT	¾	50	250
TC713A-RT	1	25	100
TC714A-RT*	1¼	—	25
TC715A-RT*	1½	—	25
TC716A-RT*	2	—	25
TC717ART	2½	—	10
TC718ART	3	—	5
TC719ART	3½	—	5
TC7110ART	4	—	5

UL File No. E-16592.

Steel City® Raintight EMT Compression Fittings feature a distinctive design and a vibrant gold gland nut, enabling inspectors to visually inspect conformance from a distance. There's no close-up inspection required!

Note: A sealing ring is required when fitting is used outside, on the top and on the sides of an enclosure.

Electrical Metallic Tubing (EMT) Fittings

Compression Couplings — Steel

- ½"-4" concrete tight
- Zinc plated
- RT — Raintight



Steel City® Raintight EMT Compression Fittings feature a distinctive design and a vibrant gold gland nut, enabling inspectors to visually inspect conformance from a distance. There's no close-up inspection required!

"A" CAT. NO.	CONDUIT SIZE (IN.)	INNER PACK	OUTER PACK
TK111A	½	50	250
TK112A	¾	50	250
TK113A	1	25	100
TK114A	1¼	—	25
TK115A	1½	—	25
TK116A	2	—	25
TK117A	2½	—	10
TK118A	3	—	5
TK119A	3½	—	5
TK1110A	4	—	5

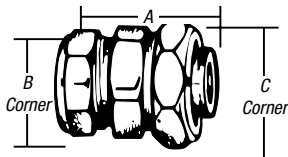
UL File No. E-16592.

"A" CAT. NO.	CONDUIT SIZE (IN.)	INNER PACK	OUTER PACK
TK111A-RT	½	50	250
TK112A-RT	¾	50	250
TK113A-RT	1	25	100
TK114A-RT	1¼	—	25
TK115A-RT	1½	—	25
TK116A-RT	2	—	25
TK117A-RT	2½	—	10
TK118A-RT	3	—	5
TK119A-RT	3½	—	5
TK1110A-RT	4	—	5

UL File No. E-16592.

Combination Compression Couplings — Heavywall to Liquidtight Flexible Metal Conduit — Steel

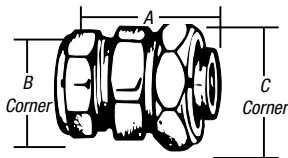
- Steel
- Raintight
- Zinc plated



CAT. NO.	CONDUIT SIZE (IN.)	DIMENSIONS (IN.)			STD. CTN.
		A	B	C	
LTH 111	½ Rigid to ½ Liquidtight	1⅞	1⅞	1⅞	100

Combination Compression Couplings — Thinwall to Liquidtight Flexible Metal Conduit — Steel

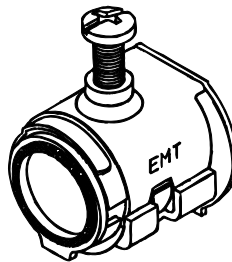
- Steel
- Raintight
- Zinc plated



CAT. NO.	CONDUIT SIZE (IN.)	DIMENSIONS (IN.)			STD. CTN.
		A	B	C	
LTT 111	½ EMT to ½ Liquidtight	1¾	1⅞	1⅞	100
LTT-112	¾ EMT to ¾ Liquidtight	1¾	1⅞	1⅞	50
LTT-113	1 EMT to 1 Liquidtight	1⅞	1½	1¾	25

EMT LOK Conduit Connector — Steel

- Simple, one-piece installation with no locknuts
- Available in insulated or non-insulated throat
- Screw designed for exceptional pullout resistance
- Captive screw ensures that the screw is intact for installation and resists backing out after installation
- Corrosion-resistant, zinc-chromatic plating
- Positive grounding
- Vibration-resistant screw design
- UL Listed and CSA certified



CAT. NO.	DESCRIPTION	STD. CTN.
TC101-SC	½" Uninsulated	500
TC-102-SC	¾" Uninsulated	250
TC-701-SC	½" Insulated	500
TC-702-SC	¾" Insulated	250

UL Listing No. E16592, CSA Listing No. LR-12798.

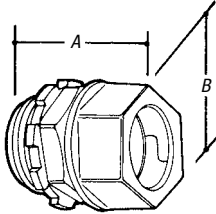
Installation using either slotted or Phillips screwdriver head, 35-in.-lb. of torque onto the EMT.

Note: Excessive torque could damage EMT or housing.

Electrical Metallic Tubing (EMT) Fittings

Compression Connectors — Die-Cast Zinc

- ½"–4" concrete tight



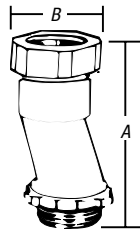
CAT. NO.	CONDUIT SIZE (IN.)	DIMENSIONS (IN.)		STD. CTN.
		A	B	
Non-Insulated				
TC-211-SC	½	1¼	1	500
TC-212-SC	¾	1 ¹¹ / ₃₂	1 ⁵ / ₃₂	250
TC-213-SC	1	1 ²⁹ / ₆₄	1 ¹⁵ / ₃₂	200
TC-214-SC	1¼	1 ¹³ / ₁₆	1 ²⁷ / ₃₂	100
TC-215-SC	1½	1 ⁷ / ₈	2 ¹ / ₁₆	40
TC-216-SC	2	2 ⁷ / ₃₂	2 ¹ / ₃₂	20
TC-217-SC	2½	2 ⁴⁵ / ₆₄	3¼	12
TC-218-SC	3	2 ⁷ / ₈	3 ¹⁵ / ₁₆	12
TC-219-SC	3½	2 ⁴⁷ / ₆₄	4 ¹ / ₁₆	10
TC-2110-SC	4	2 ¹³ / ₁₆	4 ¹⁵ / ₁₆	6

UL File No. E-16592 — ½"–4". CSA File No. LR-12798 — ½"–2".



CAT. NO.	CONDUIT SIZE (IN.)	DIMENSIONS (IN.)		STD. CTN.
		A	B	
Insulated				
TC-811-SC	½	1 ²³ / ₆₄	6 ³ / ₆₄	500
TC-812-SC	¾	1 ¹⁵ / ₃₂	1 ⁵ / ₁₆	250
TC-813-SC	1	1 ³⁵ / ₆₄	1 ¹⁵ / ₃₂	200
TC-814-SC	1¼	1 ²⁹ / ₃₂	1 ²⁷ / ₃₂	100
TC-815-SC	1½	1 ³¹ / ₃₂	2 ¹ / ₁₆	40
TC-816-SC	2	2¼	2 ¹⁷ / ₃₂	20
TC-817-SC	2½	2 ²⁵ / ₃₂	3¼	12
TC-818-SC	3	2 ³¹ / ₃₂	3 ¹⁵ / ₁₆	12
TC-819-SC	3½	2 ²⁷ / ₃₂	4 ¹ / ₁₆	10
TC-8110-SC	4	2 ²⁹ / ₃₂	4 ¹⁵ / ₁₆	6

Offset Compression Connectors — Die-Cast Zinc

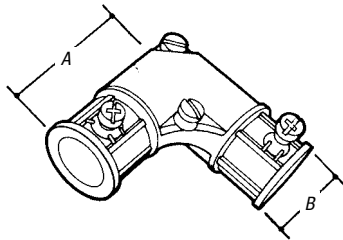


CAT. NO.	OFFSET (IN.)	CONDUIT SIZE (IN.)	DIMENSIONS (IN.)		STD. CTN.
			A	B	
TO-211SC	¾	½	2 ¹³ / ₆₄	1	200

UL File No. E-16592.

Capped Corner Couplings — Die-Cast Zinc

- Concrete tight when taped



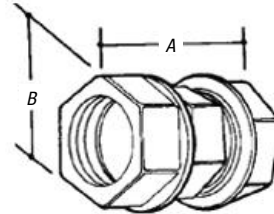
CAT. NO.	CONDUIT SIZE (IN.)	DIMENSIONS (IN.)		STD. CTN.
		A	B	
TL-291	½	1.81	1.00	100
TL-292	¾	2.00	1.25	50

UL File No. E-16592.

CSA File No. LR-12798.

Compression Couplings — Die-Cast Zinc

- ½"–4" concrete tight



CAT. NO.	CONDUIT SIZE (IN.)	DIMENSIONS (IN.)		STD. CTN.
		A	B	
TK-211-SC	½	1½	1 ³ / ₃₂	500
TK-212-SC	¾	1 ⁵ / ₈	1 ⁵ / ₁₆	250
TK-213-SC	1	1 ⁷ / ₈	1 ⁴⁵ / ₆₄	200
TK-214-SC	1¼	1 ¹³ / ₁₆	2 ³ / ₃₂	100
TK-215-SC	1½	2 ⁷ / ₃₂	2 ²¹ / ₆₄	40
TK-216-SC	2	2 ¹¹ / ₃₂	2 ²⁹ / ₃₂	20
TK-217-SC	2½	3 ¹³ / ₆₄	3 ¹¹ / ₆₄	12
TK-218-SC	3	3 ³ / ₃₂	4½	12
TK-219-SC	3½	3 ³ / ₆₄	5 ¹ / ₁₆	10
TK-2110-SC	4	3 ³ / ₁₆	5 ⁴ / ₆₄	6

UL File No. E-16592 — ½"–4".

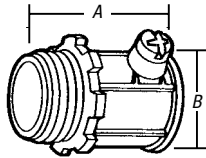
CSA File No. LR-12798 — ½"–1¼", 2½"–4".

Electrical Metallic Tubing (EMT) Fittings

Set-Screw Connectors — Die-Cast Zinc



- Concrete tight when taped



CAT. NO.	CONDUIT SIZE (IN.)	A (IN.)		B (IN.)	STD. CTN.
		TC-221 SERIES	TC-821 SERIES		
Non-Insulated					
TC-221-SC	1/2	1 5/32	1 17/64	1 5/16	500
TC-222-SC	3/4	1 13/32	1 33/64	1 5/32	250
TC-223-SC	1	1 9/16	1 21/32	1 27/64	200
TC-224-SC	1 1/4	1 15/16	2 1/32	1 9/16	100
TC-225-SC	1 1/2	2 9/32	2 3/8	2 3/64	40
TC-226-SC	2	2 33/64	2 39/64	2 17/32	20
TC-227-SC	2 1/2	3 3/16	3 9/32	3 9/64	12
TC-228-SC	3	3 29/64	3 31/64	4 1/16	12
TC-229-SC	3 1/2	3 31/64	3 19/32	4 17/32	10
TC-2210-SC	4	3 47/64	3 53/64	5 1/16	6

UL File No. E-16592 — 1/2"–2".

UL File No. E-23018 — 2 1/2"–4".

CSA File No. LR-12798 — 1/2"–1", 2 1/2"–4".

CAT. NO.	CONDUIT SIZE (IN.)	A (IN.)		B (IN.)	STD. CTN.
		TC-221 SERIES	TC-821 SERIES		
Insulated					
TC-821-SC	1/2	1 5/32	1 17/64	1 5/16	500
TC-822-SC	3/4	1 13/32	1 33/64	1 5/32	250
TC-823-SC	1	1 9/16	1 21/32	1 27/64	200
TC-824-SC	1 1/4	1 15/16	2 1/32	1 9/16	100
TC-825-SC	1 1/2	2 9/32	2 3/8	2 3/64	40
TC-826-SC	2	2 33/64	2 39/64	2 17/32	20
TC-827-SC	2 1/2	3 3/16	3 9/32	3 9/64	12
TC-828-SC	3	3 29/64	3 31/64	4 1/16	12
TC-829-SC	3 1/2	3 31/64	3 19/32	4 17/32	10
TC-8210-SC	4	3 47/64	3 53/64	5 1/16	6

UL File No. E-16592 — 1/2"–2".

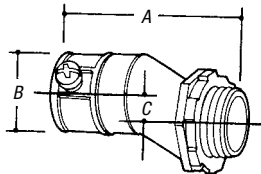
UL File No. E-23018 — 2 1/2"–4".

CSA File No. LR 12798 — 1/2"–2".

Offset Set-Screw Connectors — Die-Cast Zinc



- Concrete tight when taped



CAT. NO.	OFFSET (IN.)	CONDUIT SIZE (IN.)	DIMENSIONS (IN.)			STD. CTN.
			A	B	C	
TO 221	3/8	1/2	2.00	.90	.37	100
TO 222	3/4	3/4	2.98	1.16	.25	100
TO-223	3/4	1	3.15	1.42	.75	100

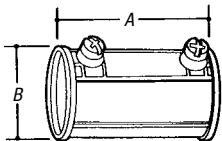
UL File No. E-16592.

CSA File No. LR-18130M57.

Set-Screw Couplings — Die-Cast Zinc



- Concrete tight when taped



CAT. NO.	CONDUIT SIZE (IN.)	DIMENSIONS (IN.)		STD. CTN.
		A	B	
TK-221	1/2	1 33/64	59/64	500
TK-222	3/4	1 29/32	1 1/32	250
TK-223	1	2	1 1/16	200
TK-224	1 1/4	2 33/64	1 27/32	100
TK-225	1 1/2	2 27/32	2 1/16	40

UL File No. E-16592 — 1/2"–2".

UL File No. E-23018 — 2 1/2"–4".

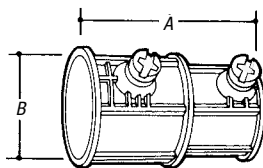
CSA File No. LR-12798 — 1/2"–1 1/4", 2 1/2"–4".

CAT. NO.	CONDUIT SIZE (IN.)	DIMENSIONS (IN.)		STD. CTN.
		A	B	
TK-226A	2	3 13/32	2 1/2	20
TK-227	2 1/2	4 7/32	3 9/64	12
TK-228	3	4 11/16	4 3/64	12
TK-229	3 1/2	4 27/32	4 17/32	10
TK-2210	4	5 15/32	4 9/16	6

Combination Set-Screw Couplings — Thinwall to Heavywall — Die-Cast Zinc



- Concrete tight when taped




CAT. NO.	CONDUIT SIZE (IN.)	DIMENSIONS (IN.)		STD. CTN.
		A	B	
HT 221	1/2 EMT to 1/2 Rigid	1.67	1.07	500
HT-222	3/4 EMT to 3/4 Rigid	1.98	1.29	250
HT-223	1 EMT to 1 Rigid	2.15	1.58	100

UL File No. E-23018.

Electrical Metallic Tubing (EMT) Fittings

Insulated EMT
Set-Screw Connectors



TC722US

TC724US

EMT Compression
Couplings



TK114US

TK111US

Insulated EMT Compression
Connector (TC7110US)



Insulated EMT Set-Screw
Connector (TC729US)



EMT Set-Screw
Coupling
(TK128US)



Made In USA Steel EMT Fittings



CAT. NO.	HUB SIZE
EMT Compression Connectors, Non-Insulated	
TC111US	1/2"
TC112US	3/4"
TC113US	1"
TC114US	1 1/4"
TC115US	1 1/2"
TC116US	2"
TC117US	2 1/2"
TC118US	3"
TC119US	3 1/2"
TC1110US	4"
EMT Compression Connectors, Insulated	
TC711US	1/2"
TC712US	3/4"
TC713US	1"
TC714US	1 1/4"
TC715US	1 1/2"
TC716US	2"
TC717US	2 1/2"
TC718US	3"
TC719US	3 1/2"
TC7110US	4"

CAT. NO.	HUB SIZE
EMT Set-Screw Connectors, Non-Insulated	
TC121US	1/2"
TC122US	3/4"
TC123US	1"
TC124US	1 1/4"
TC125US	1 1/2"
TC126US	2"
TC127US	2 1/2"
TC128US	3"
TC129US	3 1/2"
TC1210US	4"
EMT Set-Screw Connectors, Insulated	
TC721US	1/2"
TC722US	3/4"
TC723US	1"
TC724US	1 1/4"
TC725US	1 1/2"
TC726US	2"
TC727US	2 1/2"
TC728US	3"
TC729US	3 1/2"
TC7210US	4"

CAT. NO.	HUB SIZE
EMT Compression Couplings	
TK111US	1/2"
TK112US	3/4"
TK113US	1"
TK114US	1 1/4"
TK115US	1 1/2"
TK116US	2"
TK117US	2 1/2"
TK118US	3"
TK119US	3 1/2"
TK1110US	4"
EMT Set-Screw Couplings	
TK121US	1/2"
TK122US	3/4"
TK123US	1"
TK124US	1 1/4"
TK125US	1 1/2"
TK126US	2"
TK127US	2 1/2"
TK128US	3"
TK129US	3 1/2"
TK1210US	4"

Electrical Metallic Tubing (EMT) Fittings

Set-Screw Connectors — Steel

- Concrete tight when taped
- Zinc plated



Non-Insulated



"A" CAT. NO.	CONDUIT SIZE (IN.)	INNER PACK	OUTER PACK
TC121A	½	50	500
TC122A	¾	50	250
TC123A	1	25	100
TC124A	1¼	—	25
TC125A	1½	—	25
TC126A	2	—	25
TC127A	2½	—	10
TC128A	3	—	5
TC129A	3½	—	5
TC1210A	4	—	5
TC121A-FA	½	50	500
TC122A-FA	¾	50	250
TC123A-FA	1	25	100

UL File No. E-16592.

FA — Fire Alarm.

Insulated



"A" CAT. NO.	CONDUIT SIZE (IN.)	INNER PACK	OUTER PACK
TC-721A	½	50	500
TC722A	¾	50	250
TC-723A	1	25	100
TC724A	1¼	—	25
TC725A	1½	—	25
TC726A	2	—	25
TC727A	2½	—	10
TC728A	3	—	5
TC729A	3½	—	5
TC7210A	4	—	5
TC721A-FA	½	50	500
TC722A-FA	¾	50	250
TC723A-FA	1	25	100

UL File No. E-16592.

FA — Fire Alarm.

Set-Screw Couplings — Steel

- Concrete tight when taped
- Zinc plated
- Fire Alarm (FA) painted red for fire alarm identification



Non-Insulated



"A" CAT. NO.	CONDUIT SIZE (IN.)	INNER PACK	OUTER PACK
TK121A	½	50	500
TK122A	¾	50	250
TK123A	1	25	100
TK124A	1¼	—	25
TK125A	1½	—	25
TK126A	2	—	25
TK127A	2½	—	10

UL File No. E-16592.

Insulated



"A" CAT. NO.	CONDUIT SIZE (IN.)	INNER PACK	OUTER PACK
TK128A	3	—	5
TK129A	3½	—	5
TK1210A	4	—	5
TK121A-FA	½	50	500
TK122A-FA	¾	50	250
TK123A-FA	1	25	100

UL File No. E-16592.

Compression Connectors — Steel

- ½"–4" concrete tight
- Zinc plated
- RT — Raintight



Non-Insulated



"A" CAT. NO.	CONDUIT SIZE (IN.)	INNER PACK	OUTER PACK
TC111A	½	50	500
TC112A	¾	50	250
TC113A	1	25	100
TC114A*	1¼	—	25
TC115A*	1½	—	25
TC116A*	2	—	25
TC117A	2½	—	10
TC118A	3	—	5
TC119A	3½	—	5
TC1110A	4	—	5
TC111A-RT	½	50	500
TC112A-RT	¾	50	250
TC113A-RT	1	25	100
TC114A-RT*	1¼	—	25
TC115A-RT*	1½	—	25
TC116A-RT*	2	—	25
TC117ART	2½	—	10
TC118ART	3	—	5
TC119ART	3½	—	5
TC1110ART	4	—	5

UL File No. E-16592.

*O-rings are supplied.

Insulated



"A" CAT. NO.	CONDUIT SIZE (IN.)	INNER PACK	OUTER PACK
TC711A	½	50	500
TC712A	¾	50	250
TC713A	1	25	100
TC714A	1¼	—	25
TC715A	1½	—	25
TC716A	2	—	25
TC717A	2½	—	10
TC718A	3	—	5
TC719A	3½	—	5
TC7110A	4	—	5
TC711A-RT	½	50	500
TC712A-RT	¾	50	250
TC713A-RT	1	25	100
TC714A-RT*	1¼	—	25
TC715A-RT*	1½	—	25
TC716A-RT*	2	—	25
TC717ART	2½	—	10
TC718ART	3	—	5
TC719ART	3½	—	5
TC7110ART	4	—	5

UL File No. E-16592.

Steel City® Raintight EMT Compression Fittings feature a distinctive design and a vibrant gold gland nut, enabling inspectors to visually inspect conformance from a distance. There's no close-up inspection required!

Note: A sealing ring is required when fitting is used outside, on the top and on the sides of an enclosure.

Electrical Metallic Tubing (EMT) Fittings

Compression Couplings — Steel

- ½"-4" concrete tight
- Zinc plated
- RT — Raintight



Steel City® Raintight EMT Compression Fittings feature a distinctive design and a vibrant gold gland nut, enabling inspectors to visually inspect conformance from a distance. There's no close-up inspection required!

"A" CAT. NO.	CONDUIT SIZE (IN.)	INNER PACK	OUTER PACK
TK111A	½	50	250
TK112A	¾	50	250
TK113A	1	25	100
TK114A	1¼	—	25
TK115A	1½	—	25
TK116A	2	—	25
TK117A	2½	—	10
TK118A	3	—	5
TK119A	3½	—	5
TK1110A	4	—	5

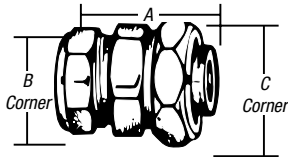
UL File No. E-16592.

"A" CAT. NO.	CONDUIT SIZE (IN.)	INNER PACK	OUTER PACK
TK111A-RT	½	50	250
TK112A-RT	¾	50	250
TK113A-RT	1	25	100
TK114A-RT	1¼	—	25
TK115A-RT	1½	—	25
TK116A-RT	2	—	25
TK117A-RT	2½	—	10
TK118A-RT	3	—	5
TK119A-RT	3½	—	5
TK1110A-RT	4	—	5

UL File No. E-16592.

Combination Compression Couplings — Heavywall to Liquidtight Flexible Metal Conduit — Steel

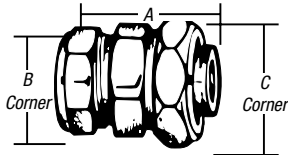
- Steel
- Raintight
- Zinc plated



CAT. NO.	CONDUIT SIZE (IN.)	DIMENSIONS (IN.)			STD. CTN.
		A	B	C	
LTH 111	½ Rigid to ½ Liquidtight	1⅞	1⅞	1⅞	100

Combination Compression Couplings — Thinwall to Liquidtight Flexible Metal Conduit — Steel

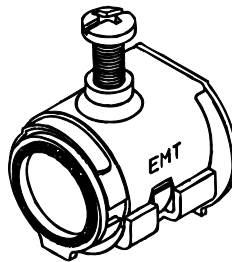
- Steel
- Raintight
- Zinc plated



CAT. NO.	CONDUIT SIZE (IN.)	DIMENSIONS (IN.)			STD. CTN.
		A	B	C	
LTT 111	½ EMT to ½ Liquidtight	1¾	1⅞	1⅞	100
LTT-112	¾ EMT to ¾ Liquidtight	1¾	1⅞	1⅞	50
LTT-113	1 EMT to 1 Liquidtight	1⅞	1½	1¾	25

EMT LOK Conduit Connector — Steel

- Simple, one-piece installation with no locknuts
- Available in insulated or non-insulated throat
- Screw designed for exceptional pullout resistance
- Captive screw ensures that the screw is intact for installation and resists backing out after installation
- Corrosion-resistant, zinc-chromatic plating
- Positive grounding
- Vibration-resistant screw design
- UL Listed and CSA certified



CAT. NO.	DESCRIPTION	STD. CTN.
TC101-SC	½" Uninsulated	500
TC102-SC	¾" Uninsulated	250
TC701-SC	½" Insulated	500
TC702-SC	¾" Insulated	250

UL Listing No. E16592, CSA Listing No. LR-12798.

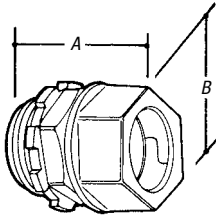
Installation using either slotted or Phillips screwdriver head, 35-in.-lb. of torque onto the EMT.

Note: Excessive torque could damage EMT or housing.

Electrical Metallic Tubing (EMT) Fittings

Compression Connectors — Die-Cast Zinc

- ½"–4" concrete tight



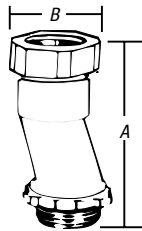
CAT. NO.	CONDUIT SIZE (IN.)	DIMENSIONS (IN.)		STD. CTN.
		A	B	
Non-Insulated				
TC-211-SC	½	1¼	1	500
TC-212-SC	¾	1 ¹¹ / ₃₂	1 ⁵ / ₃₂	250
TC-213-SC	1	1 ²⁹ / ₆₄	1 ¹⁵ / ₃₂	200
TC-214-SC	1¼	1 ¹³ / ₁₆	1 ²⁷ / ₃₂	100
TC-215-SC	1½	1 ⁷ / ₈	2 ¹ / ₁₆	40
TC-216-SC	2	2 ⁷ / ₃₂	2 ¹ / ₃₂	20
TC-217-SC	2½	2 ⁴⁵ / ₆₄	3¼	12
TC-218-SC	3	2 ⁷ / ₈	3 ¹⁵ / ₁₆	12
TC-219-SC	3½	2 ⁴⁷ / ₆₄	4 ¹ / ₁₆	10
TC-2110-SC	4	2 ¹³ / ₁₆	4 ¹⁵ / ₁₆	6

UL File No. E-16592 — ½"–4". CSA File No. LR-12798 — ½"–2".



CAT. NO.	CONDUIT SIZE (IN.)	DIMENSIONS (IN.)		STD. CTN.
		A	B	
Insulated				
TC-811-SC	½	1 ²³ / ₆₄	6 ³ / ₆₄	500
TC-812-SC	¾	1 ¹⁵ / ₃₂	1 ⁵ / ₁₆	250
TC-813-SC	1	1 ³⁵ / ₆₄	1 ¹⁵ / ₃₂	200
TC-814-SC	1¼	1 ²⁹ / ₃₂	1 ²⁷ / ₃₂	100
TC-815-SC	1½	1 ³¹ / ₃₂	2 ¹ / ₁₆	40
TC-816-SC	2	2¼	2 ¹⁷ / ₃₂	20
TC-817-SC	2½	2 ²⁵ / ₃₂	3¼	12
TC-818-SC	3	2 ³¹ / ₃₂	3 ¹⁵ / ₁₆	12
TC-819-SC	3½	2 ²⁷ / ₃₂	4 ¹ / ₁₆	10
TC-8110-SC	4	2 ²⁹ / ₃₂	4 ¹⁵ / ₁₆	6

Offset Compression Connectors — Die-Cast Zinc

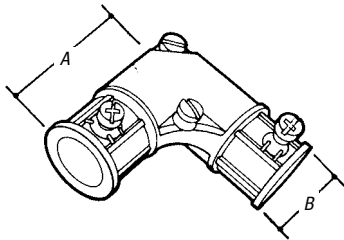


CAT. NO.	OFFSET (IN.)	CONDUIT SIZE (IN.)	DIMENSIONS (IN.)		STD. CTN.
			A	B	
TO-211SC	¾	½	2 ¹³ / ₆₄	1	200

UL File No. E-16592.

Capped Corner Couplings — Die-Cast Zinc

- Concrete tight when taped



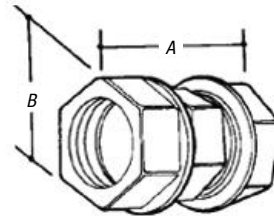
CAT. NO.	CONDUIT SIZE (IN.)	DIMENSIONS (IN.)		STD. CTN.
		A	B	
TL-291	½	1.81	1.00	100
TL-292	¾	2.00	1.25	50

UL File No. E-16592.

CSA File No. LR-12798.

Compression Couplings — Die-Cast Zinc

- ½"–4" concrete tight



CAT. NO.	CONDUIT SIZE (IN.)	DIMENSIONS (IN.)		STD. CTN.
		A	B	
TK-211-SC	½	1½	1 ¹ / ₃₂	500
TK-212-SC	¾	1 ⁵ / ₈	1 ⁵ / ₁₆	250
TK-213-SC	1	1 ⁷ / ₈	1 ⁴⁵ / ₆₄	200
TK-214-SC	1¼	1 ¹³ / ₁₆	2 ³ / ₃₂	100
TK-215-SC	1½	2 ⁷ / ₃₂	2 ²¹ / ₆₄	40
TK-216-SC	2	2 ¹¹ / ₃₂	2 ²⁹ / ₃₂	20
TK-217-SC	2½	3 ¹³ / ₆₄	3 ¹¹ / ₆₄	12
TK-218-SC	3	3 ³ / ₃₂	4½	12
TK-219-SC	3½	3 ³ / ₆₄	5 ¹ / ₁₆	10
TK-2110-SC	4	3 ³ / ₁₆	5 ⁴ / ₆₄	6

UL File No. E-16592 — ½"–4".

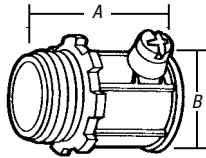
CSA File No. LR-12798 — ½"–1¼", 2½"–4".

Electrical Metallic Tubing (EMT) Fittings

Set-Screw Connectors — Die-Cast Zinc



- Concrete tight when taped



CAT. NO.	CONDUIT SIZE (IN.)	A (IN.)			STD. CTN.
		TC-221 SERIES	TC-821 SERIES	B (IN.)	
Non-Insulated					
TC-221-SC	1/2	1 5/32	1 17/64	1 5/16	500
TC-222-SC	3/4	1 13/32	1 33/64	1 5/32	250
TC-223-SC	1	1 9/16	1 21/32	1 27/64	200
TC-224-SC	1 1/4	1 15/16	2 1/32	1 9/16	100
TC-225-SC	1 1/2	2 9/32	2 3/8	2 3/64	40
TC-226-SC	2	2 33/64	2 39/64	2 17/32	20
TC-227-SC	2 1/2	3 3/16	3 9/32	3 9/64	12
TC-228-SC	3	3 29/64	3 31/64	4 1/16	12
TC-229-SC	3 1/2	3 31/64	3 19/32	4 17/32	10
TC-2210-SC	4	3 47/64	3 53/64	5 1/16	6

UL File No. E-16592 — 1/2"–2".

UL File No. E-23018 — 2 1/2"–4".

CSA File No. LR-12798 — 1/2"–1", 2 1/2"–4".

CAT. NO.	CONDUIT SIZE (IN.)	A (IN.)			STD. CTN.
		TC-221 SERIES	TC-821 SERIES	B (IN.)	
Insulated					
TC-821-SC	1/2	1 5/32	1 17/64	1 5/16	500
TC-822-SC	3/4	1 13/32	1 33/64	1 5/32	250
TC-823-SC	1	1 9/16	1 21/32	1 27/64	200
TC-824-SC	1 1/4	1 15/16	2 1/32	1 9/16	100
TC-825-SC	1 1/2	2 9/32	2 3/8	2 3/64	40
TC-826-SC	2	2 33/64	2 39/64	2 17/32	20
TC-827-SC	2 1/2	3 3/16	3 9/32	3 9/64	12
TC-828-SC	3	3 29/64	3 31/64	4 1/16	12
TC-829-SC	3 1/2	3 31/64	3 19/32	4 17/32	10
TC-8210-SC	4	3 47/64	3 53/64	5 1/16	6

UL File No. E-16592 — 1/2"–2".

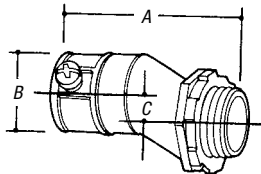
UL File No. E-23018 — 2 1/2"–4".

CSA File No. LR 12798 — 1/2"–2".

Offset Set-Screw Connectors — Die-Cast Zinc



- Concrete tight when taped



CAT. NO.	OFFSET (IN.)	CONDUIT SIZE (IN.)	DIMENSIONS (IN.)			STD. CTN.
			A	B	C	
TO 221	3/8	1/2	2.00	.90	.37	100
TO 222	3/4	3/4	2.98	1.16	.25	100
TO 223	3/4	1	3.15	1.42	.75	100

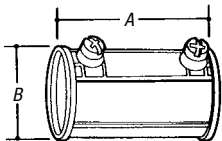
UL File No. E-16592.

CSA File No. LR-18130M57.

Set-Screw Couplings — Die-Cast Zinc



- Concrete tight when taped



CAT. NO.	CONDUIT SIZE (IN.)	DIMENSIONS (IN.)		STD. CTN.
		A	B	
TK-221	1/2	1 33/64	59/64	500
TK-222	3/4	1 29/32	1 1/32	250
TK-223	1	2	1 1/16	200
TK-224	1 1/4	2 33/64	1 27/32	100
TK-225	1 1/2	2 27/32	2 1/16	40

UL File No. E-16592 — 1/2"–2".

UL File No. E-23018 — 2 1/2"–4".

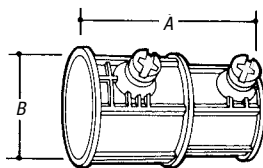
CSA File No. LR-12798 — 1/2"–1 1/4", 2 1/2"–4".

CAT. NO.	CONDUIT SIZE (IN.)	DIMENSIONS (IN.)		STD. CTN.
		A	B	
TK-226A	2	3 13/32	2 1/2	20
TK-227	2 1/2	4 7/32	3 9/64	12
TK-228	3	4 11/16	4 3/64	12
TK-229	3 1/2	4 27/32	4 17/32	10
TK-2210	4	5 15/32	4 9/16	6

Combination Set-Screw Couplings — Thinwall to Heavywall — Die-Cast Zinc



- Concrete tight when taped



CAT. NO.	CONDUIT SIZE (IN.)	DIMENSIONS (IN.)		STD. CTN.
		A	B	
HT 221	1/2 EMT to 1/2 Rigid	1.67	1.07	500
HT-222	3/4 EMT to 3/4 Rigid	1.98	1.29	250
HT-223	1 EMT to 1 Rigid	2.15	1.58	100

UL File No. E-23018.