



Creates Diamond-style crimp

Manual Compression Tools

TBM45S Crimp Tool

- Wide range of #8 to #2 for copper lugs and #10 to #6 for aluminum lugs
- Each die has die code embossing
- Shure Stake® mechanism ensures a properly completed crimp each time
- Colour-coded die wheel rotates into position for proper die nest adjustment
- Also installs up to green colour-coded C-Taps and MD2 Series motor disconnects
- Requires two crimps per connector



T-pending Crimp-Assit™ foot provides stability when work surface leverage is needed to crimp larger connectors.

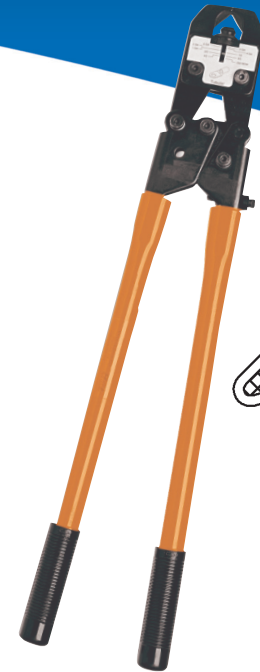
Cat. No.	Description	Pkg. Qty.
TBM45S	Crimp tool with Shure Stake® mechanism for #8–#2 copper and #10–#6 aluminum lugs	1

	Conductor Size					
	#10 Red	#8 Red	#6 Blue	#4 Grey	#2 Brown	#1 Green
Copper Connectors						
One hole, short		54104	54134	54138	54107	
		54130	54105	54106	54142-TB	
		54131	54135	54139	54143-TB	
		54132	54136	54140	54145-TB	
		54104	54205	54206	54207	
Splice, short		54504	54505	54506	54507	–
One hole, long	–	54930BE	54905BE	54906BE	54942BE	
Two hole, long		54850BE	54852BE	54854BE	54856BE	
Splice, long		54804	54805	54806	54807	
Cable Joints			54610	54615	54620	
Narrow Tongue		–	–	55112	55116	
C-Taps		54705	54710	54715	54720	54725
Motor Disconnects		MD8 series	MD6 series	MD4 series	MD2 series	–
Aluminum Connectors						
One hole	60096 60096 60099	60101 60102 60103 60104	60106 60107 60108 60109	–	–	–
Splices	60500	60501	60507			
Bi-Pins	–	61905A	61910A			
Equipment Lugs		61102	61107			

Manual Compression Tools

TBM4S Dieless Crimp Tool

- Wide range of #8 to 250 kcmil for copper lugs and #8 to 4/0 for aluminum lugs
- Adjustable indenter eliminates the need to buy and maintain numerous individual dies
- Shure Stake® mechanism ensures a properly completed crimp each time
- Easily adjusted by turning knurled adjusting wheel and aligning pointer with proper terminal size
- Dieless adjustable crimper for Color-Keyed® compression connectors



Creates Indenter-style crimp

Cat. No.	Description	Pkg. Qty.
TBM4S	Dieless crimp tool with Shure Stake® mechanism for #8–250 kcmil copper and #8–4/0 aluminum lugs	1

TBM5 and TBM5S* Crimp Tools

- Wide range of #8 to 250 kcmil for copper and #10 to 4/0 for aluminum lugs and splices
- Also install C-Taps from 54705 to 54750
- *Shure Stake® mechanism ensures a properly completed crimp each time
- Include colour-coded, die-code-embossed installation dies



Creates Diamond-style crimp

Cat. No.	Colour Code	Al	Cu	Die Cat. No.	Pkg. Qty.
TBM5 or TBM5S*	Red	10	8	13454	1
	Blue	8	6		
	Grey	6	4		
	Brown	–	2		
	Green	4	1	13455	
	Pink	2	1/0		
	Black	–	2/0		
	Orange	–	3/0	13456	
	Purple	–	4/0		
	Yellow	–	250	13457	
	Gold	1	–		
	Tan	1/0	–		
	Olive	2/0	–		
	Ruby	3/0	–		
White	4/0	–	13458		

Carrying Cases for TBM5 and TBM5S

Cat. No.	Description	Pkg. Qty.
295-31365M	Steel Carrying Case for TBM5, TBM5S, TBM6 and TBM6S	1
295-31365	Plastic Carrying Case for TBM5, TBM5S, TBM6 and TBM6S	



Manual Compression Tools

TBM6 and TBM6S* Crimp Tools

- Wide range of #8 thru 500 kcmil for copper lugs, splices and taps and #10 thru 350 kcmil for aluminum lugs and splices
- Also install 63105 through 63140 orange, green and blue H-Taps
- *Shure Stake® mechanism ensures a properly completed crimp each time
- Complete with plastic carrying case and wire brush
- No dies included

Cat. No.	Colour Code	Al	Cu	Upper Die Cat. No.	Lower Die Cat. No.	Pkg. Qty.
TBM6 or TBM6S*	Red	10	8	13475	13477	1
	Blue	8	6			
	Grey	6	4			
	Brown	–	2	13472	13476	
	Green	4	1	13474		
	Pink	2	1/0	13475		
	Black	–	2/0	13474		
	Orange	–	3/0	13475		
	Purple	–	4/0	13473		
	Yellow	–	250	13476		
	Gold	1	–	13474		
	Tan	1/0	–	13477		
	Olive	2/0	–	13475		
	Ruby	3/0	–	13473		
	White	4/0	–	13476		
	Red	250	350	13472	13476	
	Blue	300	400	13472	13476	
	Brown	–	500	13478	13478	

Carrying Cases for TBM6 and TBM6S

Cat. No.	Description	Pkg. Qty.
295-31365M	Steel Carrying Case for TBM5, TBM5S, TBM6 and TBM6S	1
295-31365	Plastic Carrying Case for TBM5, TBM5S, TBM6 and TBM6S	

Manual Compression Tools

TBM8 and TBM8S* Crimp Tools

- Install coded copper lugs and connectors #8 through 500 kcmil
- Install aluminum lugs and connectors #10 through 350 kcmil
- *Shure Stake® mechanism ensures positive compression
- Included dies are colour-coded and provide die-code embossing for easy installation and inspection
- Install all coded copper compression joints and a selection of small C-Taps
- Complete with installing dies and wire brush in plastic carrying case




Creates Diamond-style crimp

Cat. No.	Colour Code	Al	Cu	Lower Die Cat. No.	Pkg. Qty.
TBM8 or TBM8S*	Red	10	8	13461	1
	Blue	8	6		
	Grey	6	4		
	Brown	-	2		
	Green	4	1	13462	
	Pink	2	1/0		
	Black	-	2/0		
	Orange	-	3/0	13463	
	Purple	-	4/0		
	Yellow	-	250		
	Gold	1	-	13464	
	Tan	1/0	-		
	Olive	2/0	-		
	Ruby	3/0	-		
	White	4/0	300	13465	
	Red	250	350	13466	
Blue	300	400	13467		
Brown	350	500	13468		

TBM840 Crimp Tool

- Wide range of #8 to 4/0 for copper connectors and splices
- Installs lugs and splices Series 54000 and 58000
- 8-position colour-coded rotatable die
- Comfort hand grip
- Die index embossed for permanent inspectability
- Overall length: 23-3/4 in.
- Handle length: 16-1/2 in.
- Weight: 8.8 lb.



Cat. No.	Description	Pkg. Qty.
TBM840	Crimp Tool for #8 to 4/0 Copper Lugs c/w Rotating Colour-Coded Die Wheel	1

Manual Compression Tools



OD Series Manual Compression Tool

- Integral self-gauging system in tool head assures proper adjustment before each crimp
- Improved design reduces force to crimp by as much as 20%
- Teflon over bronze bearings greatly reduce wear at linkage and pins; far superior to steel bearing surfaces
- All standard insert dies available for OD58 tool (“O” and “D”, 840, etc.), 5/8 in. fixed die in nose
- ODF tool has fixed “O” and “D” dies
- ODB tool has fixed “O” and “D” dies; accepts standard insert dies designed for MD6 tool
- Distribution of weight over tool length gives better balance, results in easier handling and positioning
- Optional fiberglass handles for greater strength, lighter weight, better insulating properties and lower moisture absorption rate
- ODF and ODB tools with insulated heads available as an option
- Lever action tool with hot stick handles of Glastrux Fiberglass, rated and tested for 100kV/ft./5 minutes
- Lever action results in minimum applied force to crimp

Cat. No.	Description	Weight (lb.)
OD58	Manual Tool with 5/8 in. Nose Die and Insert Die Cavity Straight Wooden handles	6.5
OD581	Manual Tool with 5/8 in. Nose Die and Insert Die Cavity Straight Fiberglass handles	6.0
OD583	Manual Tool with 5/8 in. Nose Die and Insert Die Cavity Curved Wooden handles	6.5
ODF1	Manual Tool with fixed O & D dies Fiberglass handles	6.0
ODB	Manual Tool with fixed O & D dies. “D” die cavity accepts MD6 tool insert dies Straight Wooden handles	–
ODB1	Manual Tool with fixed O & D dies. “D” die cavity accepts MD6 tool insert dies Fiberglass handles	6.0
ODB3	Manual Tool with fixed O & D dies. “D” die cavity accepts MD6 tool insert dies Curved Wooden handles	6.5
ODH1	Insulating head cover	0.40

For Hand Tool with insulated head, add suffix 5 to catalogue number; e.g. OD585. (refer to pp. E29–E44 for dies)

Manual Compression Tools

UT 3 M Installation Tool

Nothing to lose – a built-in 5/8 in. die is precision-cast and installs compression connectors from #8 to 4/0.

- One stroke of the tool develops full compression
- Ensures proper compression before jaws will release
- Only 2.2 lb.



Cat. No.	Description
UT 3 M	Installs compression connectors from #8 to 4/0

UT 3 Installation Tool and Upper Dies

Removable, reversible die installs 1/2 in. and 5/8 in. compression connectors.

- Perform additional installation work. UT3-4 G is a 1/2 in. and 5/8 in. gold upper die for ACSR and stranded wire. UT 3-4 R is a 1/2 in. and 5/8 in. red upper die for compressed and compact stranded wire
- One stroke of the tool develops full compression
- Only 2.2 lb.



Cat. No.	Description
Installation Tool	
UT 3	Installs compression connectors on ACSR, stranded, compressed and compact stranded
Upper Dies	
UT 3-4G	1/2 and 5/8 gold upper die for ACSR and stranded
UT 3-4R	1/2 and 5/8 red upper die for compressed and compact stranded



Creates Diamond-style crimp

Manual Compression Tools

TBM45S Crimp Tool

- Wide range of #8 to #2 for copper lugs and #10 to #6 for aluminum lugs
- Each die has die code embossing
- Shure Stake® mechanism ensures a properly completed crimp each time
- Colour-coded die wheel rotates into position for proper die nest adjustment
- Also installs up to green colour-coded C-Taps and MD2 Series motor disconnects
- Requires two crimps per connector



T-pending Crimp-Assit™ foot provides stability when work surface leverage is needed to crimp larger connectors.

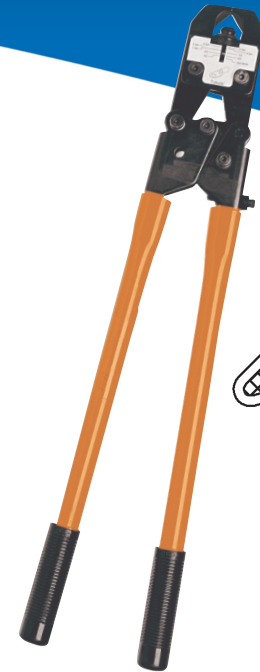
Cat. No.	Description	Pkg. Qty.
TBM45S	Crimp tool with Shure Stake® mechanism for #8–#2 copper and #10–#6 aluminum lugs	1

	Conductor Size					
	#10 Red	#8 Red	#6 Blue	#4 Grey	#2 Brown	#1 Green
Copper Connectors						
One hole, short		54104	54134	54138	54107	
		54130	54105	54106	54142-TB	
		54131	54135	54139	54143-TB	
		54132	54136	54140	54145-TB	
		54104	54205	54206	54207	
Splice, short		54504	54505	54506	54507	–
One hole, long	–	54930BE	54905BE	54906BE	54942BE	
Two hole, long		54850BE	54852BE	54854BE	54856BE	
Splice, long		54804	54805	54806	54807	
Cable Joints			54610	54615	54620	
Narrow Tongue		–	–	55112	55116	
C-Taps		54705	54710	54715	54720	54725
Motor Disconnects		MD8 series	MD6 series	MD4 series	MD2 series	–
Aluminum Connectors						
One hole	60096 60096 60099	60101 60102 60103 60104	60106 60107 60108 60109	–	–	–
Splices	60500	60501	60507			
Bi-Pins	–	61905A	61910A			
Equipment Lugs		61102	61107			

Manual Compression Tools

TBM4S Dieless Crimp Tool

- Wide range of #8 to 250 kcmil for copper lugs and #8 to 4/0 for aluminum lugs
- Adjustable indenter eliminates the need to buy and maintain numerous individual dies
- Shure Stake® mechanism ensures a properly completed crimp each time
- Easily adjusted by turning knurled adjusting wheel and aligning pointer with proper terminal size
- Dieless adjustable crimper for Color-Keyed® compression connectors



Creates Indenter-style crimp

Cat. No.	Description	Pkg. Qty.
TBM4S	Dieless crimp tool with Shure Stake® mechanism for #8–250 kcmil copper and #8–4/0 aluminum lugs	1

TBM5 and TBM5S* Crimp Tools

- Wide range of #8 to 250 kcmil for copper and #10 to 4/0 for aluminum lugs and splices
- Also install C-Taps from 54705 to 54750
- *Shure Stake® mechanism ensures a properly completed crimp each time
- Include colour-coded, die-code-embossed installation dies



Creates Diamond-style crimp

Cat. No.	Colour Code	Al	Cu	Die Cat. No.	Pkg. Qty.
TBM5 or TBM5S*	Red	10	8	13454	1
	Blue	8	6		
	Grey	6	4		
	Brown	–	2		
	Green	4	1	13455	
	Pink	2	1/0		
	Black	–	2/0		
	Orange	–	3/0	13456	
	Purple	–	4/0		
	Yellow	–	250	13457	
	Gold	1	–		
	Tan	1/0	–		
	Olive	2/0	–		
	Ruby	3/0	–		
White	4/0	–	13458		

Carrying Cases for TBM5 and TBM5S

Cat. No.	Description	Pkg. Qty.
295-31365M	Steel Carrying Case for TBM5, TBM5S, TBM6 and TBM6S	1
295-31365	Plastic Carrying Case for TBM5, TBM5S, TBM6 and TBM6S	



Manual Compression Tools

TBM6 and TBM6S* Crimp Tools

- Wide range of #8 thru 500 kcmil for copper lugs, splices and taps and #10 thru 350 kcmil for aluminum lugs and splices
- Also install 63105 through 63140 orange, green and blue H-Taps
- *Shure Stake® mechanism ensures a properly completed crimp each time
- Complete with plastic carrying case and wire brush
- No dies included

Cat. No.	Colour Code	Al	Cu	Upper Die Cat. No.	Lower Die Cat. No.	Pkg. Qty.
TBM6 or TBM6S*	Red	10	8	13475	13477	1
	Blue	8	6			
	Grey	6	4			
	Brown	–	2	13472	13476	
	Green	4	1	13474		
	Pink	2	1/0	13475		
	Black	–	2/0	13474		
	Orange	–	3/0	13475		
	Purple	–	4/0	13473		
	Yellow	–	250	13476		
	Gold	1	–	13474		
	Tan	1/0	–	13477		
	Olive	2/0	–	13475		
	Ruby	3/0	–	13473		
	White	4/0	–	13476		
	Red	250	350	13472	13478	
	Blue	300	400			
	Brown	–	500			

Carrying Cases for TBM6 and TBM6S

Cat. No.	Description	Pkg. Qty.
295-31365M	Steel Carrying Case for TBM5, TBM5S, TBM6 and TBM6S	1
295-31365	Plastic Carrying Case for TBM5, TBM5S, TBM6 and TBM6S	

Manual Compression Tools

TBM8 and TBM8S* Crimp Tools

- Install coded copper lugs and connectors #8 through 500 kcmil
- Install aluminum lugs and connectors #10 through 350 kcmil
- *Shure Stake® mechanism ensures positive compression
- Included dies are colour-coded and provide die-code embossing for easy installation and inspection
- Install all coded copper compression joints and a selection of small C-Taps
- Complete with installing dies and wire brush in plastic carrying case



Creates Diamond-style crimp

Cat. No.	Colour Code	Al	Cu	Lower Die Cat. No.	Pkg. Qty.
TBM8 or TBM8S*	Red	10	8	13461	1
	Blue	8	6		
	Grey	6	4		
	Brown	-	2		
	Green	4	1	13462	
	Pink	2	1/0		
	Black	-	2/0		
	Orange	-	3/0	13463	
	Purple	-	4/0		
	Yellow	-	250		
	Gold	1	-	13464	
	Tan	1/0	-		
	Olive	2/0	-		
	Ruby	3/0	-		
	White	4/0	300	13465	
	Red	250	350	13466	
	Blue	300	400	13467	
Brown	350	500	13468		

TBM840 Crimp Tool

- Wide range of #8 to 4/0 for copper connectors and splices
- Installs lugs and splices Series 54000 and 58000
- 8-position colour-coded rotatable die
- Comfort hand grip
- Die index embossed for permanent inspectability
- Overall length: 23-3/4 in.
- Handle length: 16-1/2 in.
- Weight: 8.8 lb.



Cat. No.	Description	Pkg. Qty.
TBM840	Crimp Tool for #8 to 4/0 Copper Lugs c/w Rotating Colour-Coded Die Wheel	1

Manual Compression Tools



OD Series Manual Compression Tool

- Integral self-gauging system in tool head assures proper adjustment before each crimp
- Improved design reduces force to crimp by as much as 20%
- Teflon over bronze bearings greatly reduce wear at linkage and pins; far superior to steel bearing surfaces
- All standard insert dies available for OD58 tool (“O” and “D”, 840, etc.), 5/8 in. fixed die in nose
- ODF tool has fixed “O” and “D” dies
- ODB tool has fixed “O” and “D” dies; accepts standard insert dies designed for MD6 tool
- Distribution of weight over tool length gives better balance, results in easier handling and positioning
- Optional fiberglass handles for greater strength, lighter weight, better insulating properties and lower moisture absorption rate
- ODF and ODB tools with insulated heads available as an option
- Lever action tool with hot stick handles of Glastrux Fiberglass, rated and tested for 100kV/ft./5 minutes
- Lever action results in minimum applied force to crimp

Cat. No.	Description	Weight (lb.)
OD58	Manual Tool with 5/8 in. Nose Die and Insert Die Cavity Straight Wooden handles	6.5
OD581	Manual Tool with 5/8 in. Nose Die and Insert Die Cavity Straight Fiberglass handles	6.0
OD583	Manual Tool with 5/8 in. Nose Die and Insert Die Cavity Curved Wooden handles	6.5
ODF1	Manual Tool with fixed O & D dies Fiberglass handles	6.0
ODB	Manual Tool with fixed O & D dies. “D” die cavity accepts MD6 tool insert dies Straight Wooden handles	–
ODB1	Manual Tool with fixed O & D dies. “D” die cavity accepts MD6 tool insert dies Fiberglass handles	6.0
ODB3	Manual Tool with fixed O & D dies. “D” die cavity accepts MD6 tool insert dies Curved Wooden handles	6.5
ODH1	Insulating head cover	0.40

For Hand Tool with insulated head, add suffix 5 to catalogue number; e.g. OD585. (refer to pp. E29–E44 for dies)

Manual Compression Tools

UT 3 M Installation Tool

Nothing to lose – a built-in 5/8 in. die is precision-cast and installs compression connectors from #8 to 4/0.

- One stroke of the tool develops full compression
- Ensures proper compression before jaws will release
- Only 2.2 lb.



Cat. No.	Description
UT 3 M	Installs compression connectors from #8 to 4/0

UT 3 Installation Tool and Upper Dies

Removable, reversible die installs 1/2 in. and 5/8 in. compression connectors.

- Perform additional installation work. UT3-4 G is a 1/2 in. and 5/8 in. gold upper die for ACSR and stranded wire. UT 3-4 R is a 1/2 in. and 5/8 in. red upper die for compressed and compact stranded wire
- One stroke of the tool develops full compression
- Only 2.2 lb.



Cat. No.	Description
Installation Tool	
UT 3	Installs compression connectors on ACSR, stranded, compressed and compact stranded
Upper Dies	
UT 3-4G	1/2 and 5/8 gold upper die for ACSR and stranded
UT 3-4R	1/2 and 5/8 red upper die for compressed and compact stranded