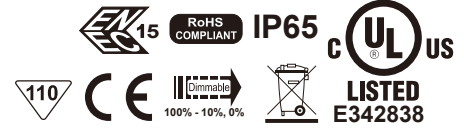




Discontinued
Contact Fulham for availability. Not for use in new designs.

T1M1UNV150P-150L

SPECIFICATIONS



- Programmable LED Driver
- Output Wattage: 150W
- Universal Voltage (120-277VAC)
- CC Programmable 500-1500mA
- 0-10V Dimming
- Long Case and Wire
- Output voltage range of 70-280VDC
- Customizable Dimming Curve, Step Dimming

General Specifications

Input Voltage	120-277VAC, 50/60 Hz
Input Current	1.4A Max.
Input Power	169W
NTC Input	Ext. NTC Derating Resistance Range: 1k to 51k Ohm programmable. Default/Recommended Ext. NTC P/N: TSM2A104J4503R2, SMD0805, Thinking Electronic.
Power Factor	>0.9
THD	<20%
Efficiency	90% Typical
Driver Type	Constant Current
Output Current	500-1500mA Programmable; See Label For Set Current; To Program Use R-SET (Figure 1) Or TPSB-100 (Programmer); Record New Setting On 1"x0.5" Label
Output Voltage Range	70-280VDC
Output Power	150W Max.
Number of Output Channels	1 Channel
Dimming Controller Type/Dimming Range	0-10 VDC / 100%-10%,0%
RFI/EMI	FCC Part 15A Consumer, EN55015
Output Type	NON Class 2
Potting Type / Degree of Fill	Potting As Per ASTM D36-86 / Fully Potted
Ambient Operating Temperature Range	-40°C to 52°C (-40°F to 125.6°F)
Max. Case Temperature	87°C (188.6°F)
Sound Rating	A
Input Surge Protection	Line-Neutral 4kV, Line & Neutral-Ground 6kV
Protections	Input Current Protection
	Output Short Circuit Protection
	Output Open Circuit Protection
	Output to Ground Short Protection
	Overload Protection
Over Temperature Protection	Yes
Runtime Counting of Every 10 Degrees	Yes
Service Life	50,000 hours @Tc 71°C (159.8°F)
Approvals / Class	RoHS, UL LISTED, Class P, Type HL, IP65, FCC, ENEC, Dry and Damp
Warranty	5 years

Figure 1

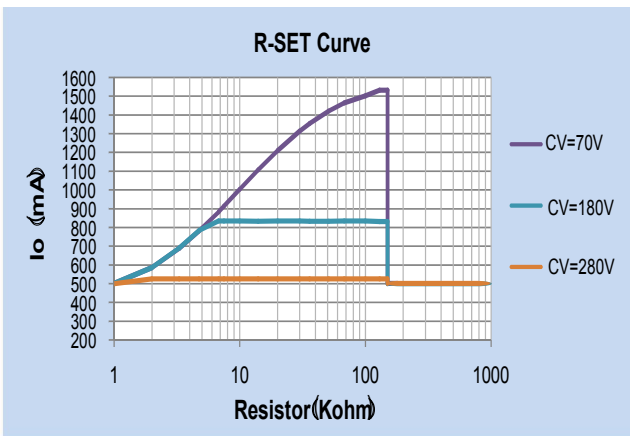
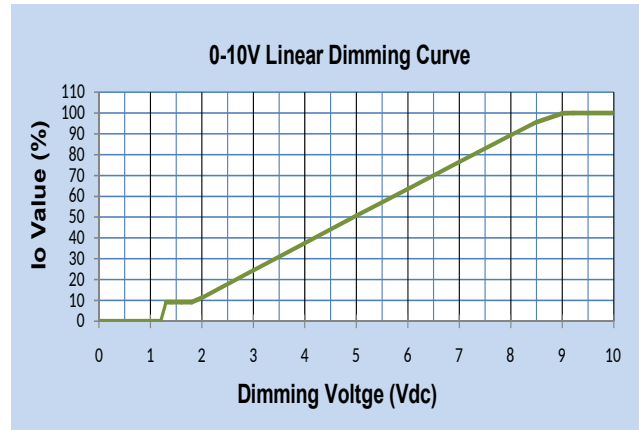


Figure 2



Fulham extends a limited warranty to the original purchaser or first user for a period of 5 years @ Tc 80°C from the date of manufacture when properly installed and operated under normal conditions of use. The usage of appropriate series connected Surge Protection Device (SPD) is required in high risk applications. For complete terms and conditions, please refer to the Warranty Center at www.fulham.com. Specifications subject to change without notice.

Figure 3

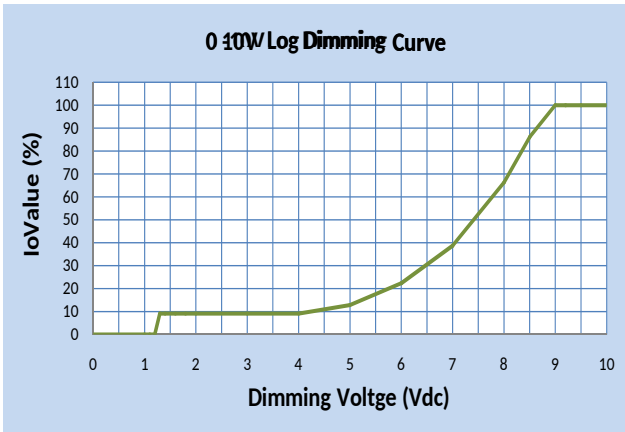


Figure 4

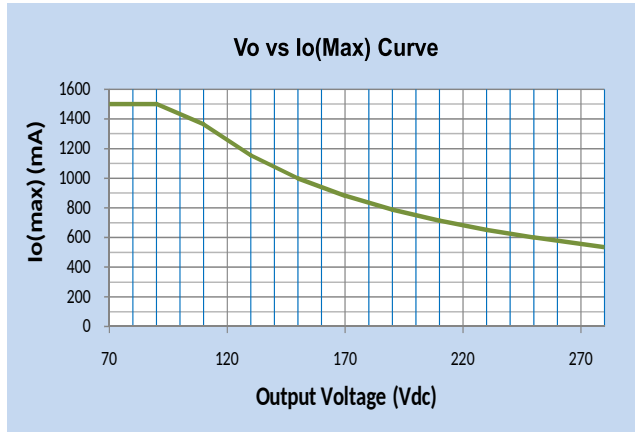


Figure 5

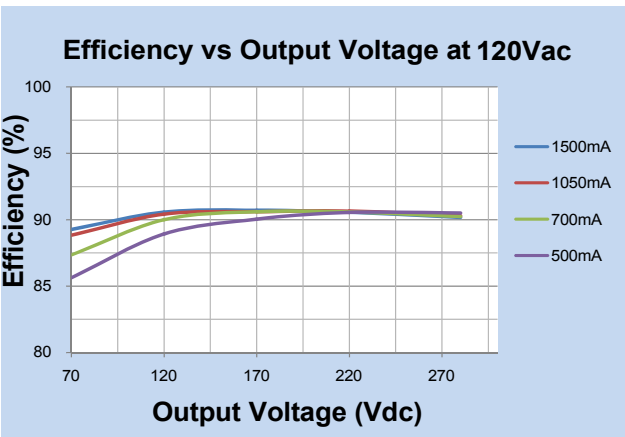


Figure 6

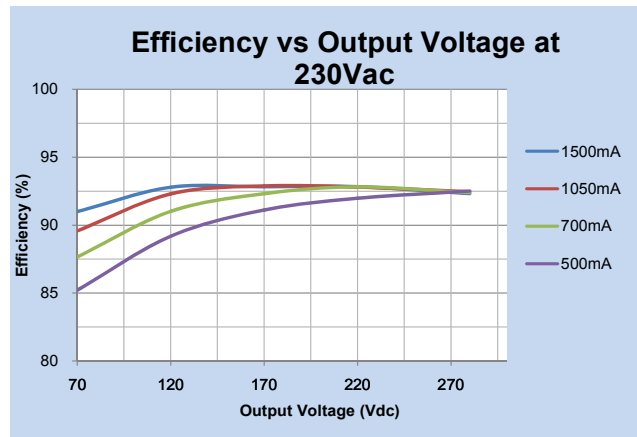
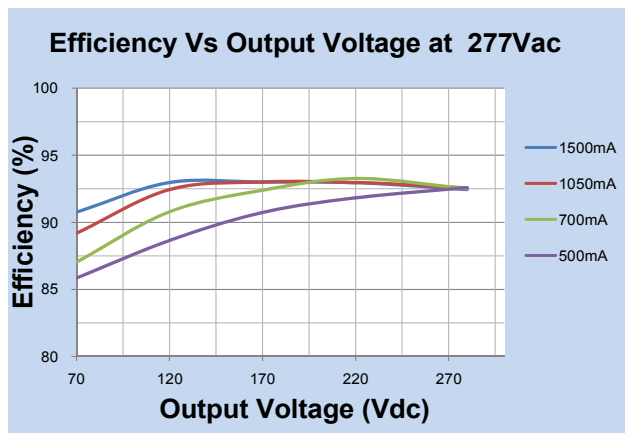


Figure 7



Fulham extends a limited warranty to the original purchaser or first user for a period of 5 years @ Tc 80°C from the date of manufacture when properly installed and operated under normal conditions of use. The usage of appropriate series connected Surge Protection Device (SPD) is required in high risk applications. For complete terms and conditions, please refer to the Warranty Center at www.fulham.com. Specifications subject to change without notice.

Figure 8

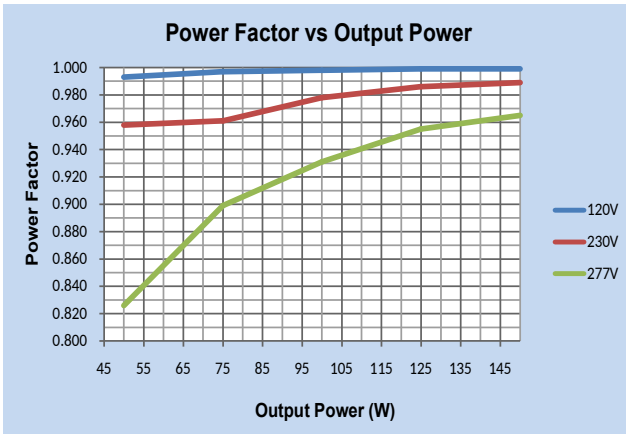


Figure 9

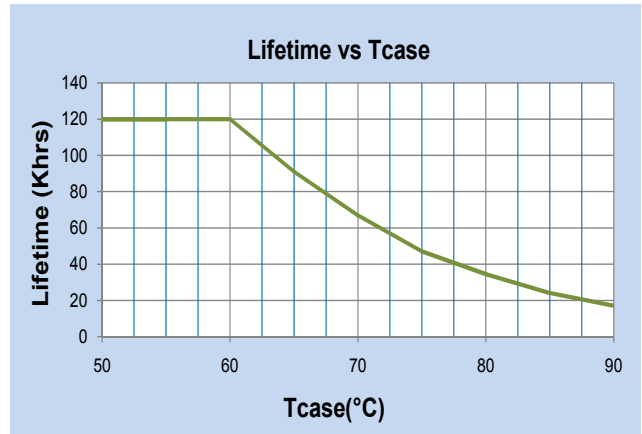


Figure 10

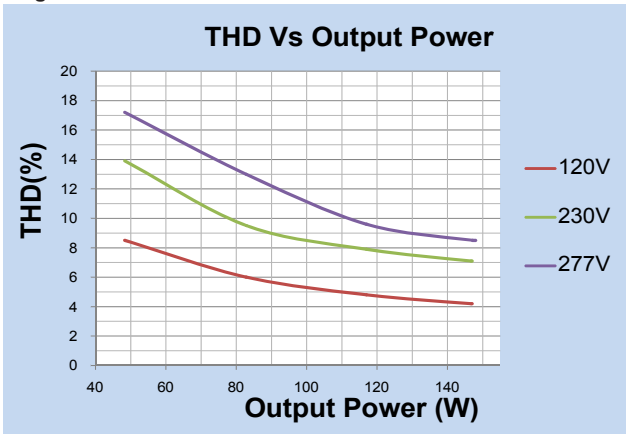


Figure 11

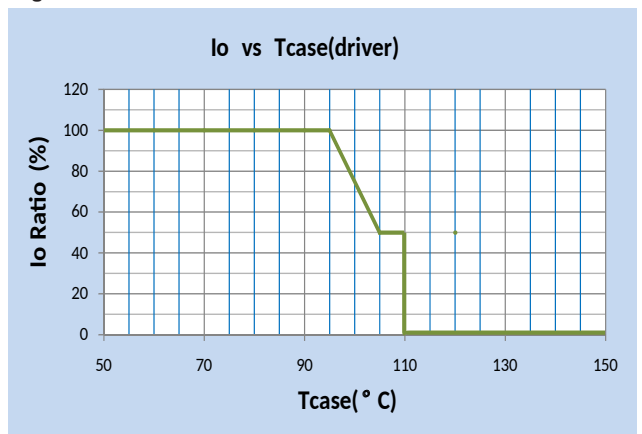
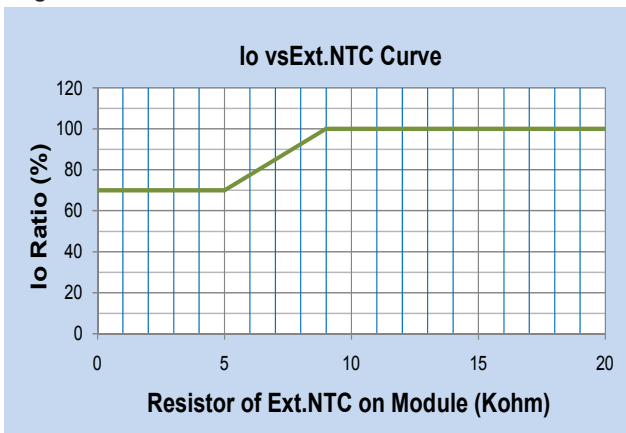
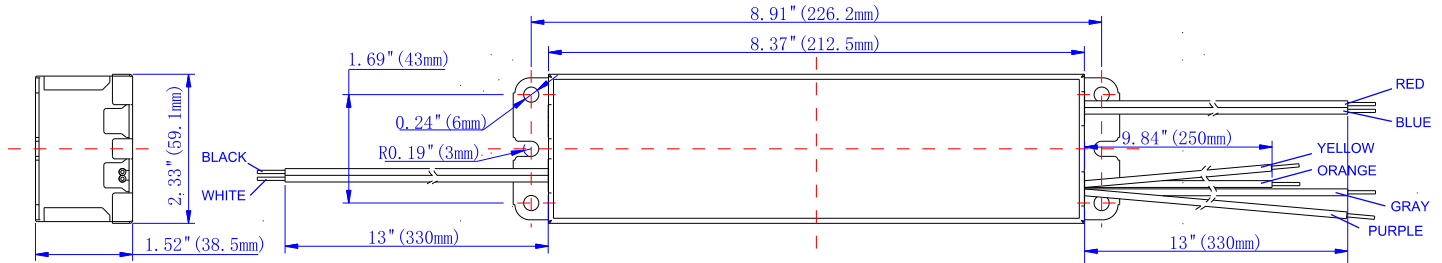


Figure 12



Fulham extends a limited warranty to the original purchaser or first user for a period of 5 years @ Tc 80°C from the date of manufacture when properly installed and operated under normal conditions of use. The usage of appropriate series connected Surge Protection Device (SPD) is required in high risk applications. For complete terms and conditions, please refer to the Warranty Center at www.fulham.com. Specifications subject to change without notice.

MECHANICAL DATA



NOTE :

- 1.This Driver Must Be Installed By A Licensed Electrician
- 2.This Driver Must Be Grounded

Tolerance=±0.02"

WARNING

1.To prevent damage to the LED driver, Orange and Yellow R-set / NTC / PRG inputs must never make contact with LED output.

2.FCC WARNING

This device complies with Part 15 of the FCC Rules.

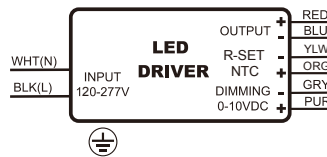
Operation is subject to the following two conditions:

- (1).This device may not cause harmful interference, and
- (2).This device must accept any interference received, including interference that may cause undesired operation.

Changes or modifications not expressly approved by the party responsible for compliance could void the user's authority to operate the equipment.

INPUT SIDE	LENGTH
WHITE	13"(330mm)
BLACK	13"(330mm)

OUTPUT SIDE	LENGTH
RED	13"(330mm)
BLUE	13"(330mm)



Programming SIDE	LENGTH
ORANGE	9.84"(250mm)
YELLOW	9.84"(250mm)

Dimming SIDE	LENGTH
PURPLE	13"(330mm)
GRAY	13"(330mm)

TPSB-100:

Only for luminaire manufacturer not for end user.
For detail information on using TPSB-100 Driver Programming Box, please consult user's manual of TPSB-100.

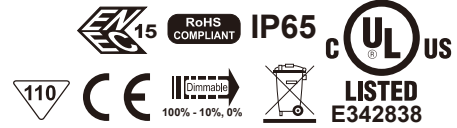




Discontinued
Contact Fulham for availability. Not for use in new designs.

T1M1UNV150P-150L

SPECIFICATIONS



- Programmable LED Driver
- Output Wattage: 150W
- Universal Voltage (120-277VAC)
- CC Programmable 500-1500mA
- 0-10V Dimming
- Long Case and Wire
- Output voltage range of 70-280VDC
- Customizable Dimming Curve, Step Dimming

General Specifications

Input Voltage	120-277VAC, 50/60 Hz
Input Current	1.4A Max.
Input Power	169W
NTC Input	Ext. NTC Derating Resistance Range: 1k to 51k Ohm programmable. Default/Recommended Ext. NTC P/N: TSM2A104J4503R2, SMD0805, Thinking Electronic.
Power Factor	>0.9
THD	<20%
Efficiency	90% Typical
Driver Type	Constant Current
Output Current	500-1500mA Programmable; See Label For Set Current; To Program Use R-SET (Figure 1) Or TPSB-100 (Programmer); Record New Setting On 1"x0.5" Label
Output Voltage Range	70-280VDC
Output Power	150W Max.
Number of Output Channels	1 Channel
Dimming Controller Type/Dimming Range	0-10 VDC / 100%-10%,0%
RFI/EMI	FCC Part 15A Consumer, EN55015
Output Type	NON Class 2
Potting Type / Degree of Fill	Potting As Per ASTM D36-86 / Fully Potted
Ambient Operating Temperature Range	-40°C to 52°C (-40°F to 125.6°F)
Max. Case Temperature	87°C (188.6°F)
Sound Rating	A
Input Surge Protection	Line-Neutral 4kV, Line & Neutral-Ground 6kV
Protections	Input Current Protection
	Output Short Circuit Protection
	Output Open Circuit Protection
	Output to Ground Short Protection
	Overload Protection
Over Temperature Protection	Yes
Runtime Counting of Every 10 Degrees	Yes
Service Life	50,000 hours @Tc 71°C (159.8°F)
Approvals / Class	RoHS, UL LISTED, Class P, Type HL, IP65, FCC, ENEC, Dry and Damp
Warranty	5 years

Figure 1

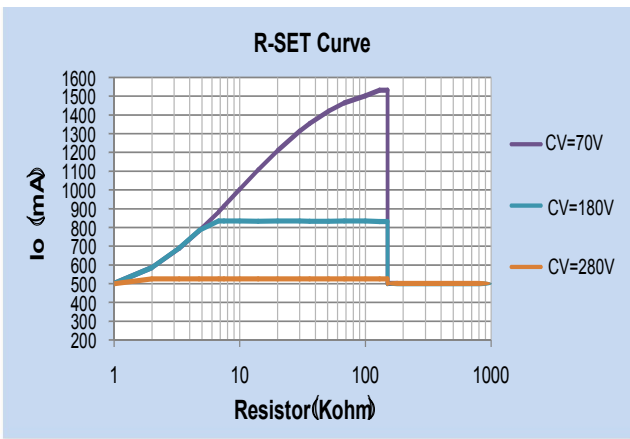
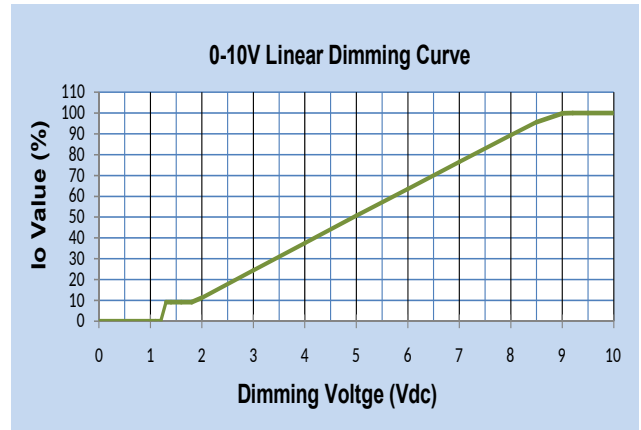


Figure 2



Fulham extends a limited warranty to the original purchaser or first user for a period of 5 years @ Tc 80°C from the date of manufacture when properly installed and operated under normal conditions of use. The usage of appropriate series connected Surge Protection Device (SPD) is required in high risk applications. For complete terms and conditions, please refer to the Warranty Center at www.fulham.com. Specifications subject to change without notice.

Figure 3

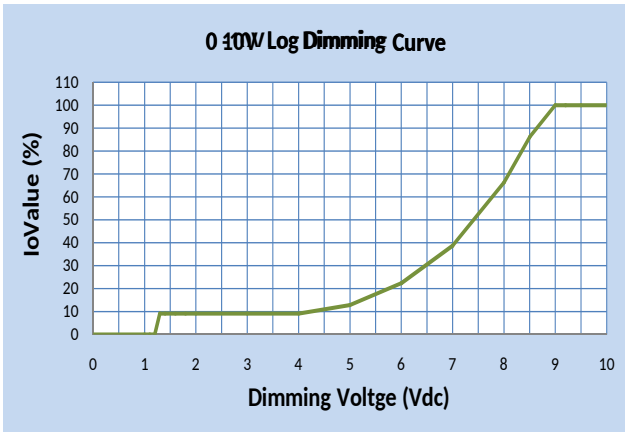


Figure 4

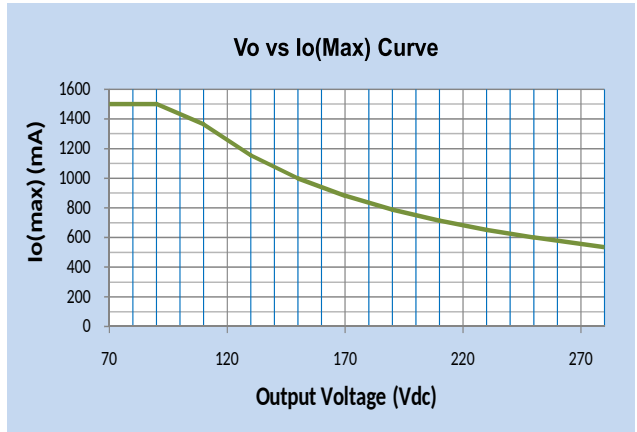


Figure 5

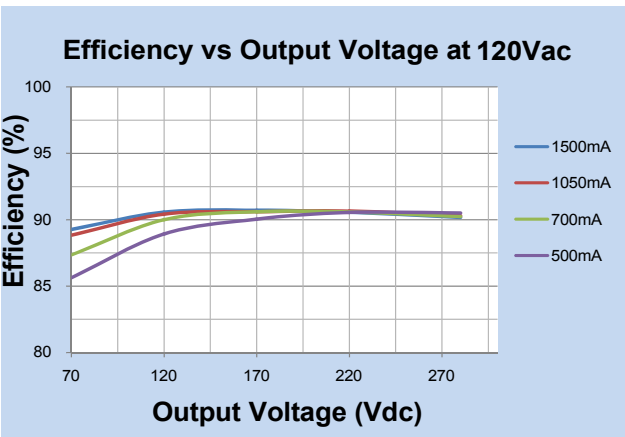


Figure 6

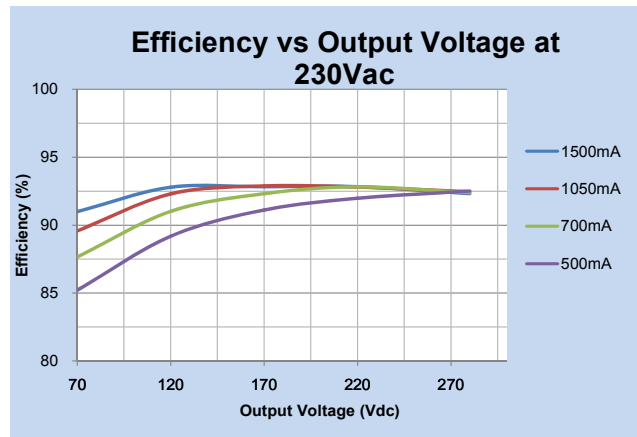
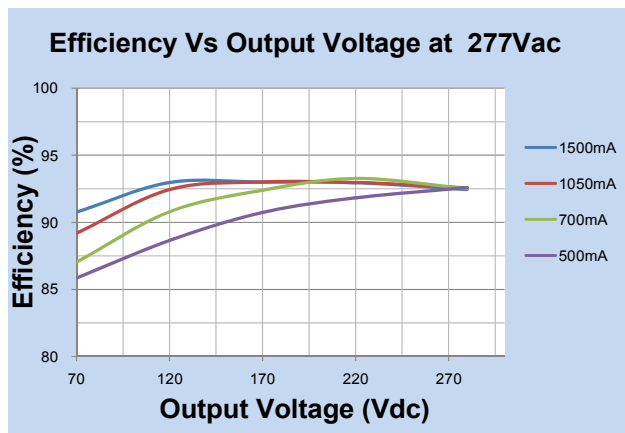


Figure 7



Fulham extends a limited warranty to the original purchaser or first user for a period of 5 years @ Tc 80°C from the date of manufacture when properly installed and operated under normal conditions of use. The usage of appropriate series connected Surge Protection Device (SPD) is required in high risk applications. For complete terms and conditions, please refer to the Warranty Center at www.fulham.com. Specifications subject to change without notice.

Figure 8

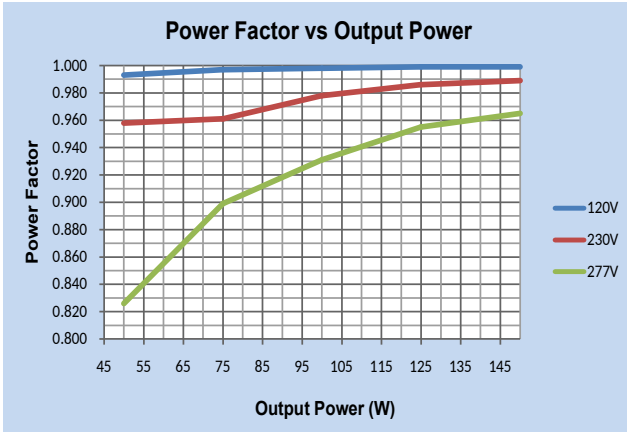


Figure 9

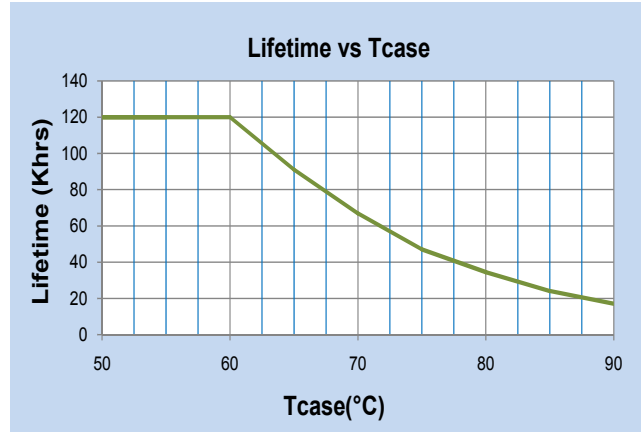


Figure 10

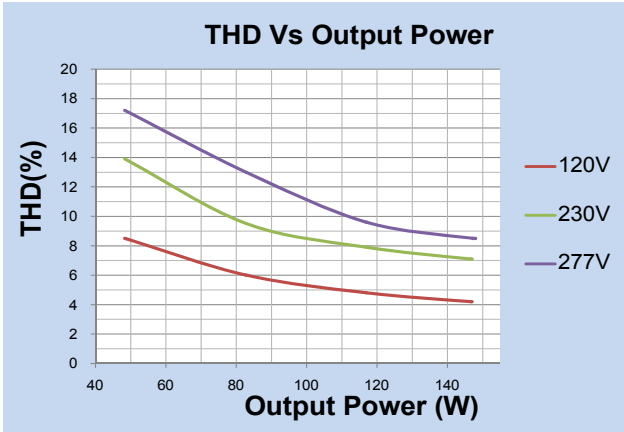


Figure 11

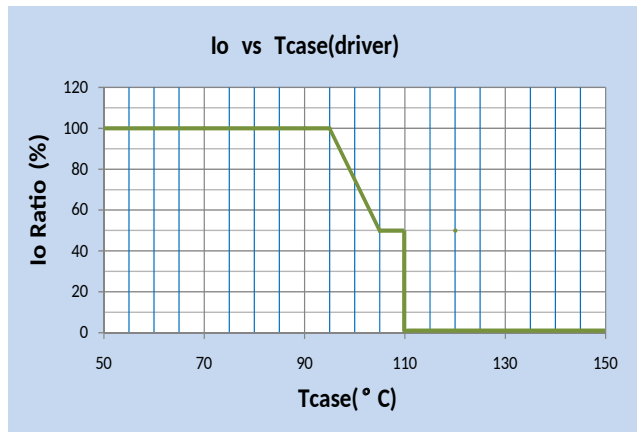
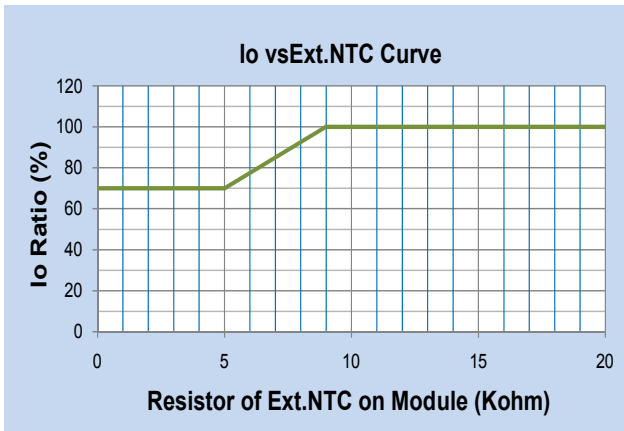
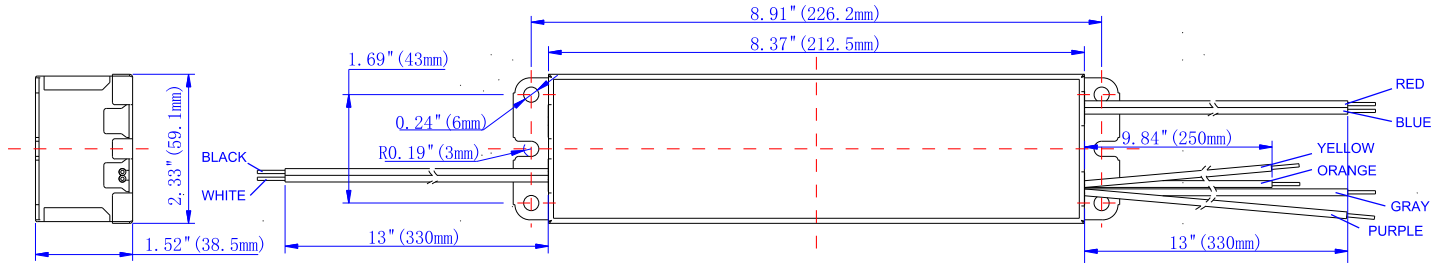


Figure 12



Fulham extends a limited warranty to the original purchaser or first user for a period of 5 years @ Tc 80°C from the date of manufacture when properly installed and operated under normal conditions of use. The usage of appropriate series connected Surge Protection Device (SPD) is required in high risk applications. For complete terms and conditions, please refer to the Warranty Center at www.fulham.com. Specifications subject to change without notice.

MECHANICAL DATA



NOTE :

- 1.This Driver Must Be Installed By A Licensed Electrician
- 2.This Driver Must Be Grounded

Tolerance=±0.02"

WARNING

1.To prevent damage to the LED driver, Orange and Yellow R-set / NTC / PRG inputs must never make contact with LED output.

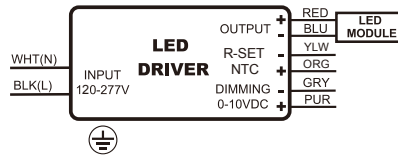
2.FCC WARNING

This device complies with Part 15 of the FCC Rules. Operation is subject to the following two conditions:
 (1).This device may not cause harmful interference, and
 (2).This device must accept any interference received, including interference that may cause undesired operation.

Changes or modifications not expressly approved by the party responsible for compliance could void the user's authority to operate the equipment.

INPUT SIDE	LENGTH
WHITE	13"(330mm)
BLACK	13"(330mm)

OUTPUT SIDE	LENGTH
RED	13"(330mm)
BLUE	13"(330mm)



Programming SIDE	LENGTH
ORANGE	9.84"(250mm)
YELLOW	9.84"(250mm)

Dimming SIDE	LENGTH
PURPLE	13"(330mm)
GRAY	13"(330mm)

TPSB-100:

Only for luminaire manufacturer not for end user.
 For detail information on using TPSB-100 Driver Programming Box, please consult user's manual of TPSB-100.



Fulham extends a limited warranty to the original purchaser or first user for a period of 5 years @ Tc 80°C from the date of manufacture when properly installed and operated under normal conditions of use. The usage of appropriate series connected Surge Protection Device (SPD) is required in high risk applications. For complete terms and conditions, please refer to the Warranty Center at www.fulham.com. Specifications subject to change without notice.