

CATALOG



2023 - 2024

Pass & Seymour[®]



R REAL MATERIALS

CM CAST METALS

P PLASTIC



R Black Stainless



R Brushed Stainless



R Custom with Magnesium Trim



R Custom with White Trim



R Macassar



R Mirror



R Mirror Black



R Mirror White



R Mirror White, White-on-White



R Slate Linen



R Spiraled Stainless



R Rustic Grey



R True Linen



R Copper



CM Brushed Black Nickel



CM Brushed Satin Brass



CM Brushed Stainless Steel



CM Coffee



CM Matte Antique Copper



CM Satin Black



CM Oil-Rubbed Bronze



CM Satin Nickel



CM Black Nickel



1 Gloss White



1 Gloss White,
White-on-White



1 Matte White



1 Bronze



1 Black Ink



1 Oatmeal



1 Greige



1 Titanium



1 Magnesium



1 Graphite



1 Pale Blue



1 Rosa



1 Peachy



1 Mystic



1 Evergreen





























REAL MATERIALS




MACASSAR | AWM1G2MA4

Real Materials

These adorne Wall Plates add unique beauty to any space with contemporary options like stainless and mirror, as well as natural materials like linen and wood.

NAME	GANGS	PART NUMBER	NAME	GANGS	PART NUMBER
Black Stainless  	1-Gang 1-Gang+ 2-Gang 3-Gang 4-Gang	AWM1G2BLS4 AWM1G3BLS4 AWM2GBLS4 AWM3GBLS4 AWM4GBLS4	Mirror White  	1-Gang 1-Gang+ 2-Gang 3-Gang 4-Gang	AWM1G2MW4 AWM1G3MW4 AWM2GMW4 AWM3GMW4 AWM4GMW4
Brushed Stainless  	1-Gang 1-Gang+ 2-Gang 3-Gang 4-Gang	AWM1G2MS4 AWM1G3MS4 AWM2GMS4 AWM3GMS4 AWM4GMS4	Mirror White, White-on-White  	1-Gang 1-Gang+ 2-Gang 3-Gang 4-Gang	AWM1G2MWW4 AWM1G3MWW4 AWM2GMWW4 AWM3GMWW4 AWM4GMWW4
Custom with Magnesium Trim  	1-Gang 1-Gang+ 2-Gang 3-Gang 4-Gang	AWM1G2M4 AWM1G3M4 AWM2GM4 AWM3GM4 AWM4GM4	Rustic Grey  	1-Gang 1-Gang+ 2-Gang 3-Gang 4-Gang	AWM1G2RG4 AWM1G3RG4 AWM2GRG4 AWM3GRG4 AWM4GRG4
Custom with White Trim  	1-Gang 1-Gang+ 2-Gang 3-Gang 4-Gang	AWM1G2W4 AWM1G3W4 AWM2GW4 AWM3GW4 AWM4GW4	Slate Linen  	1-Gang 1-Gang+ 2-Gang 3-Gang 4-Gang	AWM1G2SL4 AWM1G3SL4 AWM2GSL4 AWM3GSL4 AWM4GSL4
Macassar  	1-Gang 1-Gang+ 2-Gang 3-Gang 4-Gang	AWM1G2MA4 AWM1G3MA4 AWM2GMA4 AWM3GMA4 AWM4GMA4	Spiraled Stainless  	1-Gang 1-Gang+ 2-Gang 3-Gang 4-Gang	AWM1G2SP4 AWM1G3SP4 AWM2GSP4 AWM3GSP4 AWM4GSP4
Mirror  	1-Gang 1-Gang+ 2-Gang 3-Gang 4-Gang	AWM1G2MR1 AWM1G3MR1 AWM2GMR1 AWM3GMR1 AWM4GMR1	True Linen  	1-Gang 1-Gang+ 2-Gang 3-Gang 4-Gang	AWM1G2TL4 AWM1G3TL4 AWM2GTL4 AWM3GTL4 AWM4GTL4
Mirror Black  	1-Gang 1-Gang+ 2-Gang 3-Gang 4-Gang	AWM1G2MB4 AWM1G3MB4 AWM2GMB4 AWM3GMB4 AWM4GMB4	Copper  	1-Gang 1-Gang+ 2-Gang 3-Gang 4-Gang	AWM1G2CU4 AWM1G3CU4 AWM2GCU4 AWM3GU4 AWM4GU4






CASTLETALES



BRUSHED BLACK NICKEL | AWC1G2BBN4

Cast Metals

Cast metal Wall Plates from the adorne Collection are hand-crafted by artisans, making them unique and distinctive. These slight variations in finish and color add to the rich beauty of the adorne cast metal offering.

NAME	GANGS	PART NUMBER	NAME	GANGS	PART NUMBER
Black Nickel   	1-Gang 1-Gang+ 2-Gang 3-Gang 4-Gang	AWC1G2BLN4 AWC1G3BLN4 AWC2GBLN4 AWC3GBLN4 AWC4GBLN4	Matte Antique Copper   	1-Gang 1-Gang+ 2-Gang 3-Gang 4-Gang	AWC1G2MAC4 AWC1G3MAC4 AWC2GMAC4 AWC3GMAC4 AWC4GMAC4
Brushed Black Nickel   	1-Gang 1-Gang+ 2-Gang 3-Gang 4-Gang	AWC1G2BBN4 AWC1G3BBN4 AWC2GBBN4 AWC3GBBN4 AWC4GBBN4	Satin Black   	1-Gang 1-Gang+ 2-Gang 3-Gang 4-Gang	AWC1G2SBL4 AWC1G3SBL4 AWC2GSBL4 AWC3GSBL4 AWC4GSBL4
Brushed Satin Brass   	1-Gang 1-Gang+ 2-Gang 3-Gang 4-Gang	AWC1G2BSB4 AWC1G3BSB4 AWC2GBSB4 AWC3GBSB4 AWC4GBSB4	Oil-Rubbed Bronze   	1-Gang 1-Gang+ 2-Gang 3-Gang 4-Gang	AWC1G2OB4 AWC1G3OB4 AWC2GOB4 AWC3GOB4 AWC4GOB4
Brushed Stainless Steel   	1-Gang 1-Gang+ 2-Gang 3-Gang 4-Gang	AWC1G2BS4 AWC1G3BS4 AWC2GBS4 AWC3GBS4 AWC4GBS4	Satin Nickel   	1-Gang 1-Gang+ 2-Gang 3-Gang 4-Gang	AWC1G2SN4 AWC1G3SN4 AWC2GSN4 AWC3GSN4 AWC4GSN4
Coffee   	1-Gang 1-Gang+ 2-Gang 3-Gang 4-Gang	AWC1G2COF4 AWC1G3COF4 AWC2GCOF4 AWC3GCOF4 AWC4GCOF4			



PROTECTED SOLUTIONS FOR CLEANER SPACES.

Select designer wall plates from the adorne[®] Collection now feature lasting, invisible antimicrobial* protection:

- Helps prevent the growth of microorganisms and damaging bacteria at the cellular level
- Offers continuous protection for the entire lifetime of the product
- Preserves the elevated style of adorne[®] devices with invisible protection that's smooth to the touch

LEARN MORE AT [LEGRAND.US/MICROBAN](https://www.legrand.us/microban)

**No antimicrobial efficacy claims are being made or are valid with respect to products sold in Canada.*
















PLASTICS



EVERGREEN | AWP1G2EG

Plastics

Available in a variety of classic and contemporary colors, adorne plastic Wall Plates provide the perfect finishing touch to any installation.

NAME	GANGS	PART NUMBER	NAME	GANGS	PART NUMBER
 <p>Gloss White</p>	1-Gang 1-Gang+ 2-Gang 3-Gang 4-Gang 5-Gang 6-Gang	AWP1G2WH6 AWP1G3WH4 AWP2GWH4 AWP3GWH4 AWP4GWH4 AWP5GWH1 AWP6GWH1	 <p>Titanium</p>	1-Gang 1-Gang+ 2-Gang 3-Gang 4-Gang 5-Gang 6-Gang	AWP1G2TM6 AWP1G3TM4 AWP2GTM4 AWP3GTM4 AWP4GTM4 AWP5GTM1 AWP6GTM1
 <p>Gloss White, White-on-White</p>	1-Gang 1-Gang+ 2-Gang 3-Gang 4-Gang 5-Gang 6-Gang	AWP1G2WHW10 AWP1G3WHW4 AWP2GWHW10 AWP3GWHW4 AWP4GWHW4 AWP5GWHW1 AWP6GWHW1	 <p>Bronze</p>	1-Gang 1-Gang+ 2-Gang 3-Gang 4-Gang 5-Gang 6-Gang	AWP1G2BR6 AWP1G3BR4 AWP2GBR4 AWP3GBR4 AWP4GBR4 AWP5GBR1 AWP6GBR1
 <p>Matte White</p>	1-Gang 1-Gang+ 2-Gang 3-Gang 4-Gang 5-Gang 6-Gang	AWP1G2PW4 AWP1G3PW4 AWP2GPW4 AWP3GPW4 AWP4GPW4 AWP5GPW1 AWP6GPW1	 <p>Greige</p>	1-Gang 1-Gang+ 2-Gang 3-Gang 4-Gang 5-Gang 6-Gang	AWP1G2GG4 AWP1G3GG4 AWP2GGG4 AWP3GGG4 AWP4GGG4 AWP5GGG1 AWP6GGG1
 <p>Magnesium</p>	1-Gang 1-Gang+ 2-Gang 3-Gang 4-Gang 5-Gang 6-Gang	AWP1G2MG6 AWP1G3MG4 AWP2GMG4 AWP3GMG4 AWP4GMG4 AWP5GMG1 AWP6GMG1	 <p>Pale Blue</p>	1-Gang 1-Gang+ 2-Gang 3-Gang 4-Gang 5-Gang 6-Gang	AWP1G2BL6 AWP1G3BL4 AWP2GBL4 AWP3GBL4 AWP4GBL4 AWP5GBL1 AWP6GBL1
 <p>Graphite</p>	1-Gang 1-Gang+ 2-Gang 3-Gang 4-Gang 5-Gang 6-Gang	AWP1G2GR6 AWP1G3GR4 AWP2GGR4 AWP3GGR4 AWP4GGR4 AWP5GGR1 AWP6GGR1	 <p>Oatmeal</p>	1-Gang 1-Gang+ 2-Gang 3-Gang 4-Gang 5-Gang 6-Gang	AWP1G2OM AWP1G3OM AWP2GOM AWP3GOM AWP4GOM AWP5GOM AWP6GOM
 <p>Evergreen</p>	1-Gang 1-Gang+ 2-Gang 3-Gang 4-Gang 5-Gang 6-Gang	AWP1G2EG AWP1G3EG AWP2GEG AWP3GEG AWP4GEG AWP5GEG AWP6GEG	 <p>Peachy</p>	1-Gang 1-Gang+ 2-Gang 3-Gang 4-Gang 5-Gang 6-Gang	AWP1G2PY AWP1G3PY AWP2GPY AWP3GPY AWP4GPY AWP5GPY AWP6GPY
 <p>Mystic</p>	1-Gang 1-Gang+ 2-Gang 3-Gang 4-Gang 5-Gang 6-Gang	AWP1G2MY AWP1G3MY AWP2GMY AWP3GMY AWP4GMY AWP5GMY AWP6GMY	 <p>Rosa</p>	1-Gang 1-Gang+ 2-Gang 3-Gang 4-Gang 5-Gang 6-Gang	AWP1G2RA AWP1G3RA AWP2GRA AWP3GRA AWP4GRA AWP5GRA AWP6GRA
			 <p>Black Ink</p>	1-Gang 1-Gang+ 2-Gang 3-Gang 4-Gang 5-Gang 6-Gang	AWP1G2NK4 AWP1G3NK4 AWP2GNK4 AWP3GNK4 AWP4GNK4 AWP5GNK1 AWP6GNK1

PROTECTED WITH MICROBAN.

FINISHES

-  Matte
-  Satin
-  Gloss

WALL PLATES

the
adorne®
collection


The adorne Frame System

The frame is the foundation upon which the adorne modular system is built. It is manufactured with high-strength galvanized metal and includes a ground wire.

Frames include plastic spacers. The spacers remain in place for devices with full size back bodies. They must be removed for devices with plus size back bodies, such as dimmers and GFCI outlets.

The frame completes the enclosure, providing a safe installation during the construction phase and allowing the wall plate to be installed at the end of the project.


Each frame includes a leaded ground that supports the full adorne system. Most switches, outlets and wall plates (including cast metals) are automatically grounded to the frame, saving time and ensuring a safe and reliable ground path.




1-Gang, Full Size with Spacers




1-Gang, Plus Size without Spacers




2-Gang with Spacers




3-Gang with Spacers



4-Gang with Spacers



5-Gang with Spacers



6-Gang with Spacers

WALL PLATES

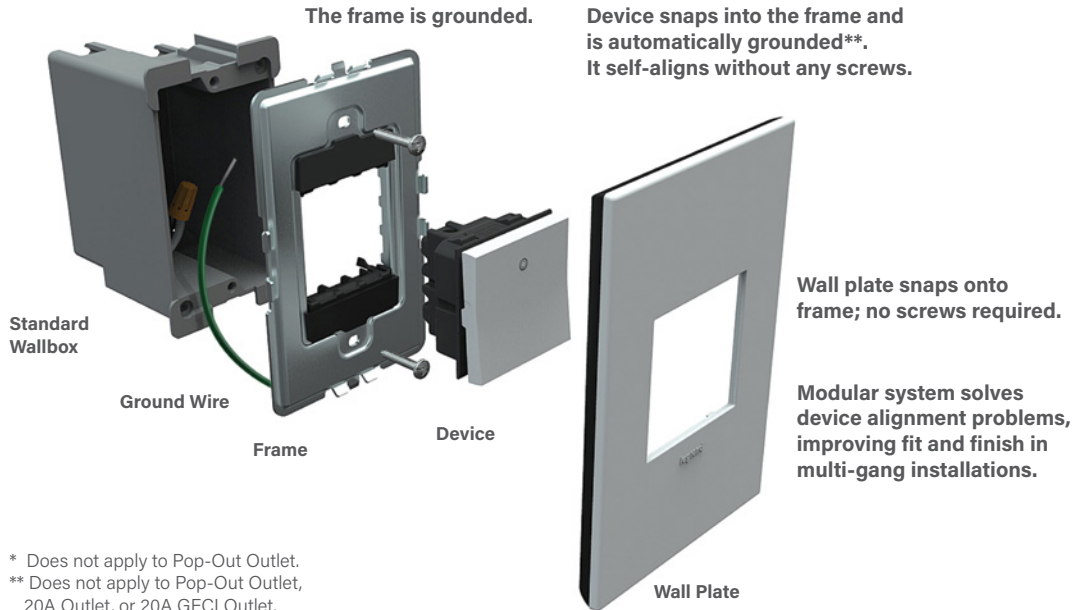
Mounting Frames

NAME	PART NUMBER
1-Gang Mounting Frame	AF1G
2-Gang Mounting Frame	AF2G
3-Gang Mounting Frame	AF3G
4-Gang Mounting Frame	AF4G
5-Gang Mounting Frame	AF5G
6-Gang Mounting Frame	AF6G


The adorne Modular System

Complete versatility and unmatched flexibility

adorne fits in all existing NEMA-approved wallboxes.*

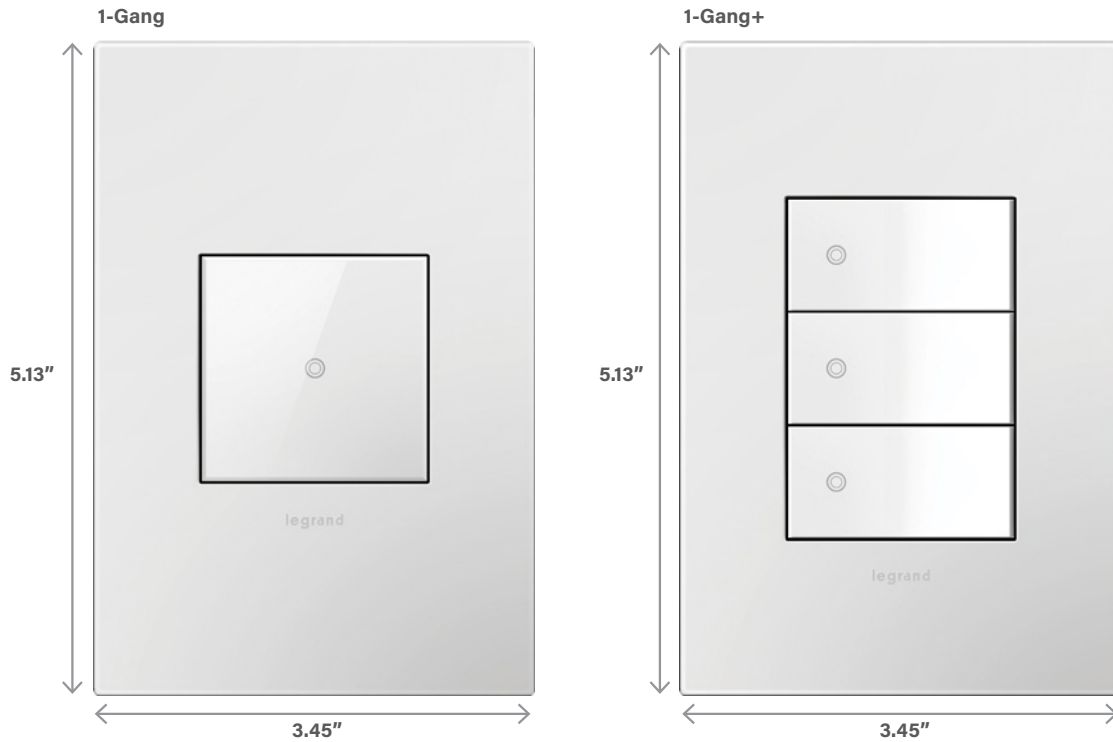


Devices simply snap into the frame from the front. During installation, screw the frame to the box, then pull the wires through the frame and wire the device. Then, simply snap the device into the frame.



WALL PLATES

the
adorne®
collection



Wall Plates

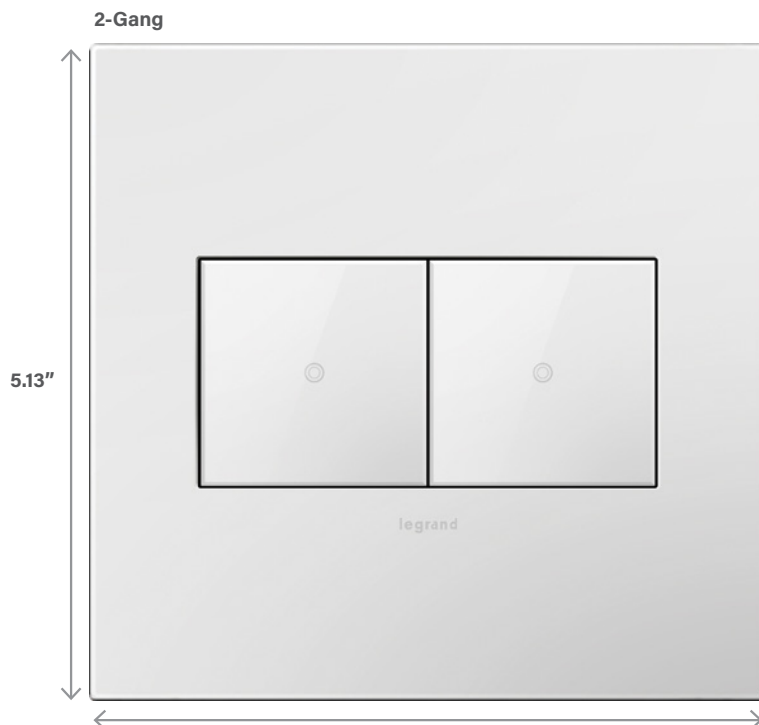
Available in six gang sizes, adorne wall plates provide the perfect complement to adorne switches, dimmers, outlets and accessories. The collection includes a variety of finishes, from cast metals like Satin Nickel and Oil-Rubbed Bronze to real materials such as linen and wood. In addition, the collection includes a full offering of plastic plates in contemporary and classic colors, as well as three innovative Soft Touch finishes. Each wall plate is packaged with a mounting frame to enable easy installation when paired with a device. All plates are screwless and simply snap onto the included metal frame. See page 40 for more information on the adorne frame system.

All adorne wall plates are UL and ETL-approved. 5- and 6-Gang wall plates are not available in all colors.



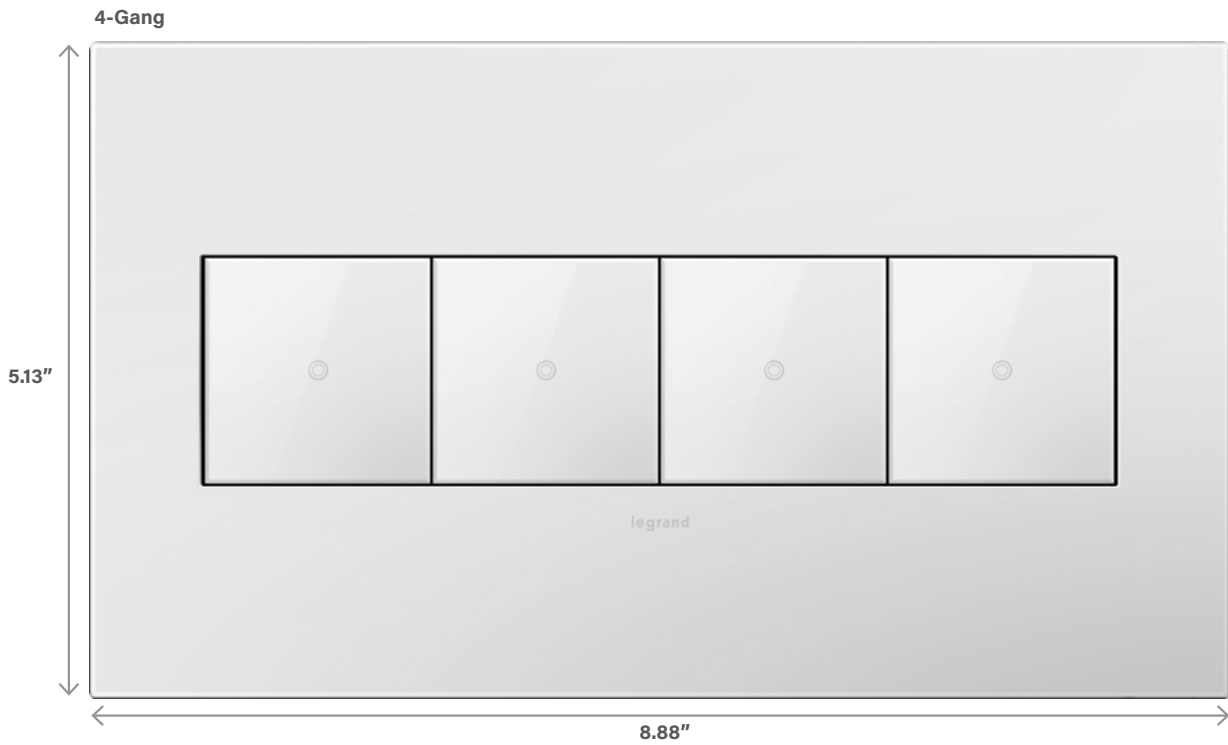
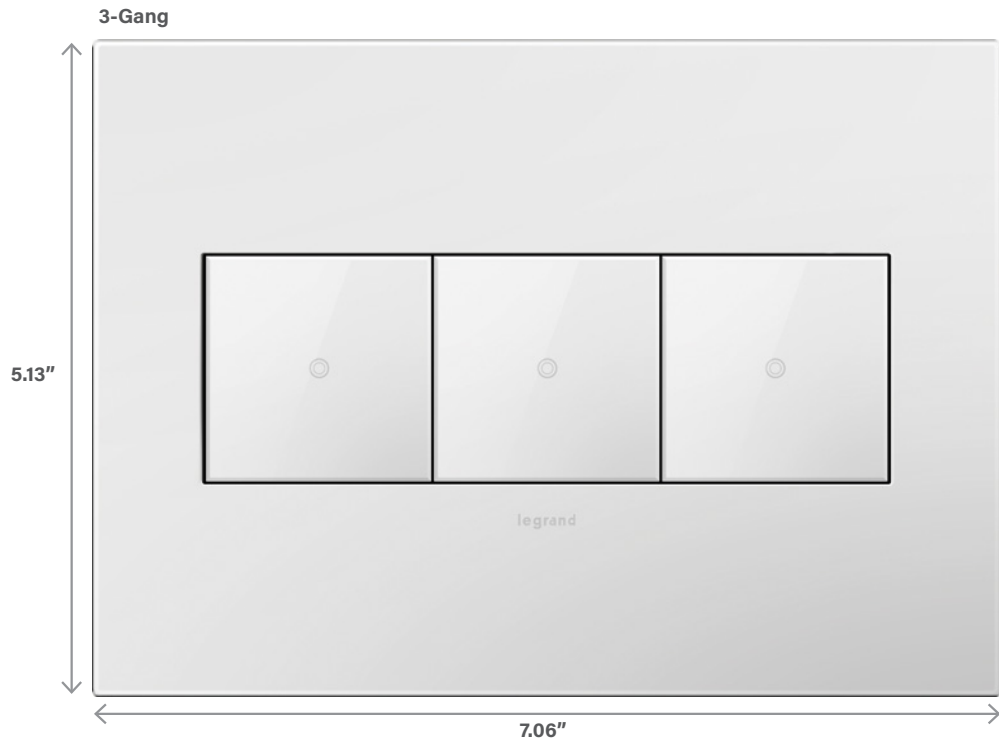
5-Gang
5.13" x 10.7"

6-Gang
5.13" x 12.5"



WALL PLATES

the
adorne®
collection



WALL PLATES & SPECIALTIES



TABLE OF CONTENTS

SCREWLESS WALL PLATES

radiant® Screwless Wall Plates..... 490

STANDARD SIZE WALL PLATES

Toggle Switch Openings.....493
 Duplex Receptacle Openings.....494
 Decorator-Style Openings.....495
 Blank Plates – Box Mounted.....496
 Blank Plates – Strap Mounted 497
 Single Receptacle & Power Outlet Openings.....498
 Power Outlet Receptacle Openings.....499
 Combination Openings 500
 Despard® Openings..... 504
 Two Gang With Center Openings 505
 Louver & Biplex/Triplex Openings 506
 KL Series Locking Switch Plates 506
 Toggle Switch, Duplex & Single Receptacle Openings507
 Decorator-Style Openings & Blank Plates 508
 Combination Openings 509
 Sectional 510

CUSTOM & ENGRAVED WALL PLATES

Engraved & Pad Printed511
 Custom Metal Wall Plates513
 Custom Metal Wall Plates Engraving & Pad Printing515
 Custom Panel Plates.....516
 Narrow Metal Made-To-Order Wall Plates.....518

MISCELLANEOUS

Communication Devices519
 Communication Plates.....522

SPECIALTIES

Mounting Straps & Yokes.....525
 Incandescent Lampholders & Neon Pilot Lights.....526
 Screws & Screwdrivers 527

REFERENCE MATERIALS

Specifications 528
 Style Selector Guide.....531
 Color Selection Guide 544

FEATURED PRODUCTS

radiant®
Metallic Screwless
Wall Plates

491



Pad Printed
Isolated Ground
Device

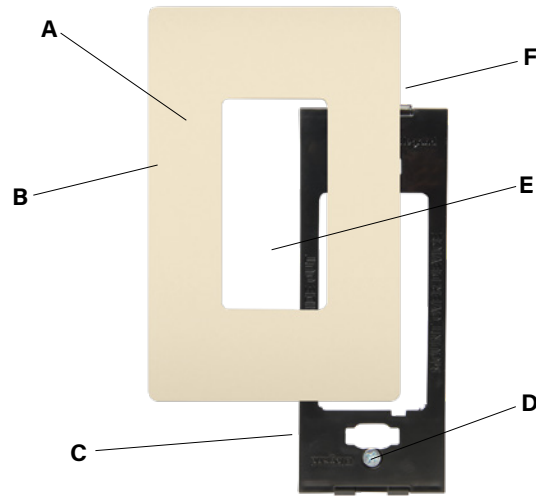
511

WALL PLATES

RWP26LA

radiant® Screwless Polycarbonate Wall Plates

- A. Redesigned screwless wall plates** feature a lower, more modern profile in keeping with today's design trends.
- B. Molded of rugged .065" thick polycarbonate.**
- C. One-piece subplate** mounts over the device for easy retrofit and lower profile.
- D. Subplate screws align devices** to ensure proper positioning of wall plates.
- E. Opening accommodates all NEMA decorator-opening devices.**
- F. An extra 3/8" width and height than standard size wall plates** for more tolerance in covering ragged sheet rock openings.



RWP26LA

The radiant® collection is a step up from the standard with simple, classic options in wiring devices, home automation controls, and screwless wall plates that complement today's homes and hospitality settings.

WALL PLATES

radiant® Metallic Finish Screwless Wall Plates Polycarbonate



One Gang
Nickel



Two Gang
Dark Bronze



Three Gang
Graphite

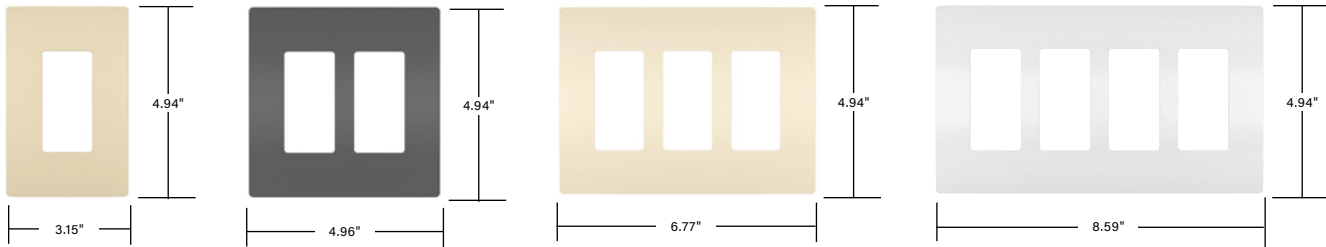
DESCRIPTION	COLOR	26 OPENINGS
SCREWLESS DECORATOR-STYLE OPENINGS PLASTIC SUBPLATE INCLUDED		
One Gang 	Nickel Dark Bronze Graphite	RWP26NI RWP26DBCC6 RWP26GCC6
Two Gang 	Nickel Dark Bronze Graphite	RWP262NI RWP262DBCC6 RWP262GCC6
Three Gang 	Nickel Dark Bronze Graphite	RWP263NI RWP263DBCC6 RWP263GCC6
Four Gang 	Nickel Dark Bronze Graphite	RWP264NI RWP264DB RWP264G
Five Gang 	Nickel Dark Bronze Graphite	RWP265NI RWP265DB RWP265G
Six Gang 	Nickel Dark Bronze Graphite	RWP266NI RWP266DB RWP266G

For Screwless Wall Plate and Plastic Subplate dimensions, see next page.

These products listed to UL514, Cover Plates for Flush-Mounted Wiring Devices, CSA Certified.

WALL PLATES

radiant® Screwless Wall Plates Polycarbonate




One Gang

Two Gang

Three Gang

Four Gang

DESCRIPTION	COLOR	26 OPENINGS
SCREWLESS WALL PLATES PLASTIC SUBPLATE INCLUDED		
One Gang	Ivory	RWP261
	White	RWP26W
	Brown	RWP26
	Gray	RWP26GRY
	Black	RWP26BK
Two Gang	Light Almond	RWP26LA
	Ivory	RWP262I
	White	RWP262W
	Brown	RWP262
	Gray	RWP262GRY
Three Gang	Black	RWP262BK
	Light Almond	RWP262LA
	Ivory	RWP263I
	White	RWP263W
	Brown	RWP263
Four Gang	Gray	RWP263GRY
	Black	RWP263BK
	Light Almond	RWP263LA
	Ivory	RWP264I
	White	RWP264W
Five Gang	Brown	RWP264
	Gray	RWP264GRY
	Black	RWP264BK
	Light Almond	RWP264LA
	Ivory	RWP265I
Six Gang	White	RWP265W
	Brown	RWP265
	Gray	RWP265GRY
	Black	RWP265BK
	Light Almond	RWP265LA
Six Gang	Ivory	RWP266I
	White	RWP266W
	Brown	RWP266
	Gray	RWP266GRY
	Black	RWP266BK
	Light Almond	RWP266LA











One Gang Plastic Subplate Two Gang Plastic Subplate

DESCRIPTION	HEIGHT	WIDTH
SCREWLESS DECORATOR-STYLE OPENINGS PLASTIC SUBPLATE INCLUDED		
One Gang	4.94"	3.15"
Two Gang	4.94"	4.96"
Three Gang	4.94"	6.77"
Four Gang	4.94"	8.59"
Five Gang	4.94"	10.40"
Six Gang	4.94"	12.21"

DESCRIPTION	HEIGHT	WIDTH
SCREWLESS PLASTIC SUBPLATE DIMENSIONS		
One Gang	4.78"	1.81"
Two Gang	4.78"	3.62"
Three Gang	4.78"	5.44"
Four Gang	4.78"	7.25"
Five Gang	4.78"	9.06"
Six Gang	4.78"	10.87"

WALL PLATES

Toggle Switch Openings Standard Size Plastic & Metal







DESCRIPTION	COLOR	NYLON	THERMOSET	METAL	
		TRADEMASTER® PLATES	SMOOTH	MATERIAL	SMOOTH
TOGGLE SWITCH OPENINGS					
One Gang 	Ivory	TP1I	SP1I	Aluminum	SA1
	White	TP1W	SP1W		SS1D ●
	Brown	TP1	SP1	Polished Brass	SB1PB
	Gray	TP1GRY		430S/S	SL1
	Black	TP1BK		302/304 S/S	SS1 ●
	Red	TP1RED		Brushed Bronze	
	Light Almond	TP1LA	SP1LA	Chrome	SB1CH ●
Two Gang 	Ivory	TP2I	SP2I	Aluminum	SA2 ●
	White	TP2W	SP2W		
	Brown	TP2	SP2	Polished Brass	SB2PB ●
	Gray	TP2GRY	SP2GRY	430S/S	SL2
	Black	TP2BK		302/304 S/S	SS2 ●
	Red	TP2RED		Brushed Bronze	
	Light Almond	TP2LA	SP2LA	Chrome	
Three Gang 	Ivory	TP3I	SP3I	Aluminum	
	White	TP3W	SP3W		
	Brown	TP3		Polished Brass	
	Gray	TP3GRY	SP3GRY	430S/S	SL3
	Black	TP3BK		302/304 S/S	SS3 ●
	Red	TP3RED		Brushed Bronze	
	Light Almond	TP3LA	SP3LA	Chrome	SB3CH
Four Gang 	Ivory	TP4I	SP4I	Aluminum	
	White	TP4W	SP4W		
	Brown	TP4	SP4	Polished Brass	SB4PB ●
	Gray	TP4GRY	SP4GRY	430S/S	SL4
	Black	TP4BK		302/304 S/S	SS4 ●
	Red	TP4RED		Brushed Bronze	
	Light Almond	TP4LA	SP4LA	Chrome	
Five Gang 	Ivory	TP5I	SP5I		
	White	TP5W	SP5W	Polished Brass	
	Brown	TP5	SP5		
	Gray	TP5GRY	SP5GRY		
	Black	TP5BK		302/304 S/S	SS5 ●
	Light Almond	TP5LA	SP5LA		
Six Gang 	Ivory	TP6I	SP6I		
	White	TP6W	SP6W	Polished Brass	
	Brown	TP6			
	Gray	TP6GRY	SP6GRY	302/304 S/S	SS6 ●
	Black	TP6BK			
	Light Almond	TP6LA	SP6LA		
Seven Gang 				302/304 S/S	SS601 ●
				302/304 S/S Painted Ivory	SS601I ●
				302/304 S/S Painted White	SS601W ●
Eight Gang 				302/304 S/S	SS602 ●
				302/304 S/S Painted Ivory	SS602I ●
				302/304 S/S Painted White	SS602W ●

● These products are CSA listed.

These products listed to UL514, Cover Plates for Flush-Mounted Wiring Devices, CSA Certified.

WALL PLATES

Duplex Receptacle Openings Standard Size Plastic & Metal









DESCRIPTION	COLOR	NYLON	THERMOSET	METAL	
		TRADEMASTER [®] PLATES	SMOOTH	MATERIAL	SMOOTH
DUPLEX RECEPTACLE OPENINGS					
One Gang 	Ivory White Brown Gray Black Red Light Almond Blue Orange	TP8I TP8W TP8 TP8GRY TP8BK TP8RED TP8LA TP8BL TP8OR	SP8I SP8W SP8 SP8GRY SP8LA	Aluminum Polished Brass 430S/S 302/304 S/S Brushed Bronze Chrome	SA8 SB8PB ● SL8 SS8 ● SB8CH ●
Two Gang 	Ivory White Brown Gray Black Red Light Almond Orange	TP82I TP82W TP82 TP82GRY TP82BK TP82RED TP82LA TP82OR	SP82I SP82W SP82 SP82GRY SP82LA	Aluminum Polished Brass 430S/S 302/304 S/S Brushed Bronze Chrome	SA82 SL82 SS82 ● SB82CH ●
Three Gang 	Ivory White Brown Gray Light Almond		SP83I SP83W SP83 SP83LA	Polished Brass 302/304 S/S	 SS83 ●
Four Gang 	Ivory White Brown Gray		SP84I SP84W SP84 SP84GRY	Polished Brass 302/304 S/S	 SS84 ●
Five Gang 				302/304 S/S	SS85 ●
Six Gang 				302/304 S/S	SS86 ●

● These products are CSA listed.

These products listed to UL514, Cover Plates for Flush-Mounted Wiring Devices, CSA Certified.

WALL PLATES








Decorator-Style Openings Standard Size Plastic & Metal

DESCRIPTION	NYLON		THERMOSET	METAL	
	COLOR	TRADEMASTER® PLATES	SMOOTH	MATERIAL	SMOOTH
DECORATOR-STYLE OPENINGS					
One Gang 	Ivory White Brown Gray Black Red Light Almond Blue Orange	TP26I TP26W TP26 TP26GRY TP26BK TP26RED TP26LA TP26BL TP26OR	SP26I SP26W SP26 SP26GRY SP26BK SP26LA	Aluminum Polished Brass 430S/S 302/304 S/S Brushed Bronze Chrome	SA26 SB26PB SL26 SS26 ● SB26CH ●
	White Brown Gray Black Red Light Almond Blue Orange	TP262W TP262 TP262GRY TP262BK TP262RED TP262LA TP262BL TP262OR	SP262W SP262 SP262GRY SP262BK SP262LA	Aluminum Polished Brass 430S/S 302/304 S/S	SA262 SB262PB ● SL262 SS262 ●
Three Gang 	Ivory White Brown Gray Black Red Light Almond	TP263I TP263W TP263 TP263GRY TP263BK TP263RED TP263LA	SP263I SP263W SP263GRY SP263BK SP263LA	Polished Brass 302/304 S/S	SB263PB ● SS263 ●
Four Gang 	Ivory White Brown Gray Black Red Light Almond	TP264I TP264W TP264 TP264GRY TP264BK TP264RED TP264LA	SP264I SP264W SP264 SP264GRY SP264LA	Polished Brass 302/304 S/S	SS264 ●
Five Gang 	Ivory White Brown Gray Black Red Light Almond	TP265I TP265W TP265 TP265GRY TP265BK TP265LA	SP265I SP265W SP265GRY SP265BK SP265RED SP265LA	302/304 S/S	SS265 ●
Six Gang 	Ivory White Brown Gray Black Light Almond	TP266I TP266W TP266 TP266GRY TP266BK TP266LA	SP266I SP266W SP266 SP266GRY SP266BK SP266LA	302/304 S/S	SS266 ●
Seven Gang 				302/304 S/S 302/304 S/S Painted Ivory 302/304 S/S Painted White	SS267 ● SS267I ● SS267W ●
Eight Gang 				302/304 S/S 302/304 S/S Painted Ivory 302/304 S/S Painted White	SS268 ● SS268I ● SS268W ●

● These products are CSA listed. These products listed to UL514, Cover Plates for Flush-Mounted Wiring Devices, CSA Certified.

WALL PLATES




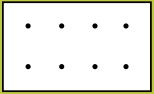
Blank Plates - Box Mounted Standard Size Plastic & Metal

DESCRIPTION	NYLON		THERMOSET	METAL	
	COLOR	TRADEMASTER [®] PLATES	SMOOTH	MATERIAL	SMOOTH
BLANK PLATES - BOX MOUNTED					
One Gang Blank - Box Mtd. 	Ivory White Brown Gray Black Red Light Almond	TP13I TP13W TP13 TP13GRY TP13BK TP13RED TP13LA	SP13I SP13W SP13 SP13GRY SP13LA	Aluminum Polished Brass 430S/S 302/304 S/S 302/304 S/S (1/2" Screws) Brushed Bronze Chrome	SA13 SB13PB SL13 SS13 ● SS13.5 ● SB13CH ●
Two Gang Blank - Box Mtd. 	Ivory White Brown Gray Black Light Almond	TP23I TP23W TP23 TP23GRY TP23BK TP23LA	SP23I SP23W SP23 SP23GRY SP23LA	Aluminum Polished Brass 430S/S 302/304 S/S 302/304 S/S (1/2" Screws) Brushed Bronze Chrome	SA23 SL23 SS23 ● SS23.5 ● SB23CH ●
Three Gang Blank - Box Mtd. 	Ivory White Brown Gray Light Almond		SP33I SP33W SP33 SP33GRY SP33LA	Polished Brass 302/304 S/S 302/304 S/S (1/2" Screws)	 SS33 ● SS33.5 ●
Four Gang Blank - Box Mtd. 	Ivory White Brown Gray		SP43I SP43W SP43 SP43GRY	302/304 S/S	SS43 ●
Five Gang Blank - Box Mtd. 				302/304 S/S	SS53 ●
Six Gang Blank - Box Mtd. 				302/304 S/S	SS63 ●
Seven Gang Blank - Box Mtd. 				302/304 S/S	SS6013 ●
Eight Gang Blank - Box Mtd. 				302/304 S/S	SS6023 ●

● These products are CSA listed. These products listed to UL514, Cover Plates for Flush-Mounted Wiring Devices, CSA Certified.

WALL PLATES

Blank Plates - Strap Mounted Standard Size Plastic & Metal

DESCRIPTION	NYLON		THERMOSET	METAL		
	COLOR	TRADEMASTER' PLATES	SMOOTH	MATERIAL	SMOOTH	
BLANK PLATES - STRAP MOUNTED WITH ADJUSTMENT YOKE						
One Gang Blank - Strap Mtd. 	Ivory	TP14I	SP14I	Aluminum		
	White	TP14W	SP14W			
	Brown	TP14	SP14	430S/S	SL14	
	Gray	TP14GRY	SP14GRY		302/304 S/S	SS14 ●
	Black	TP14BK	SP14BK			302/304 S/S (1/2" Screws)
	Red		SP14RED			
	Light Almond	TP14LA	SP14LA			
Two Gang Blank - Strap Mtd. 	Ivory	TP24I	SP24I	Aluminum		
	White	TP24W	SP24W			
	Brown	TP24	SP24	430S/S	SL24 ●	
	Gray	TP24GRY	SP24GRY		302/304 S/S	SS24 ●
	Black	TP24BK	SP24BK			302/304 S/S (1/2" Screws)
	Red		SP24RED			
	Light Almond	TP24LA	SP24LA			
Three Gang Blank - Strap Mtd. 	Ivory		SP34I	302/304 S/S	SS34 ●	
	White		SP34W			
	Brown		SS34			
	Gray		SP34GRY			
Four Gang Blank - Strap Mtd. 	Ivory		SP44I	302/304 S/S	SS44 ●	
	White		SP44W			
	Brown		SP44			
	Gray		SP44GRY			

● These products are CSA listed.

These products listed to UL514, Cover Plates for Flush-Mounted Wiring Devices, CSA Certified.

WALL PLATES







Single Receptacle & Power Outlet Openings Standard Size Plastic & Metal

DESCRIPTION	COLOR	NYLON	THERMOSET	METAL	
		TRADEMASTER® PLATES	SMOOTH	MATERIAL	SMOOTH
SINGLE RECEPTACLE OPENINGS					
One Gang 	Ivory	TP71	SP71	Aluminum	
	White	TP7W	SP7W		
	Brown	TP7	SP7		
	Gray	TP7GRY	SP7GRY	Polished Brass 430S/S 302/304 S/S	SB7PB ● SL7 ● SS7 ●
	Black	TP7BK			
	Red	TP7RED			
Light Almond	TP7LA	SP7LA			
Two Gang 	Ivory		SP72I	302/304 S/S	SS72 ●
	White		SP72W		
	Brown		SP72		
Three Gang 				302/304 S/S	SS73 ●
POWER OUTLET RECEPTACLE OPENINGS - ONE GANG					
 1.5938" hole for 1.5625" dia. device - 2 mtg. holes	Ivory	TP720I	SP720I	302/304 S/S	SS720 ●
	White	TP720W	SP720W		
	Brown	TP720	SP720		
	Gray	TP720GRY	SP720GRY		
	Black	TP720BK			
	Red	TP720RED			
	Blue	TP720BL			
	Light Almond	TP720LA	SP720LA		
 1.625" hole for 1.5938" dia. device - 2 mtg. holes				302/304 S/S	SS721 ●
 1.75" hole for 1.7186" dia. device - 2 mtg. holes				302/304 S/S	SS725 ●
 2.125" hole for 2.094" dia. device - 2 mtg. holes				302/304 S/S	SS723 ●
 2.156" hole for 2.125" dia. device - 2 mtg. holes	Ivory	TP724I	384I	Chrome 302/304 S/S	S384C SS724 ●
	White	TP724W	384		
	Brown	TP724			
	Gray	TP724GRY			
	Black	TP724BK			
	Light Almond	TP724LA			

● These products are CSA listed. These products listed to UL514, Cover Plates for Flush-Mounted Wiring Devices, CSA Certified.

WALL PLATES









Power Outlet Receptacle Openings Standard Size Plastic & Metal

DESCRIPTION	COLOR	NYLON	THERMOSET	METAL	
		TRADEMASTER [®] PLATES	SMOOTH	MATERIAL	SMOOTH
POWER OUTLET RECEPTACLE OPENINGS - TWO GANG					
 <p>2.4688" hole for 2.375" dia. device - 4 mtg. holes</p>				Chrome 302/304 S/S	S3863C SS701
 <p>2.1563" hole for 2.125" dia. device - 2 mtg. holes</p>				302/304 S/S	SS702 ●
 <p>2.1563" hole for 2.125" dia. device - 4 mtg. holes</p>	Ivory Ivory White Brown Brown Gray Black Light Almond	TP703I TP703W TP703 TP703GRY TP703BK TP703LA	SP703I 3862I SP703W SP703 3862	Chrome 302/304 S/S	S3862C SS703 ●
 <p>2.2813" hole for 2.125" dia. device - 4 mtg. holes</p>				Aluminum 302/304 S/S	SS716 ●
 <p>2.1563" hole for 2.125" dia. device - 4 mtg. holes</p>				302/304 S/S	SS705 ●
 <p>1.5938" hole for 1.5625" dia. device - 2 mtg. holes</p>				302/304 S/S	SS710 ●

● These products are CSA listed. These products listed to UL514, Cover Plates for Flush-Mounted Wiring Devices, CSA Certified.

WALL PLATES





Combination Openings Standard Size Plastic & Metal

DESCRIPTION	COLOR	NYLON	THERMOSET	METAL	
		TRADEMASTER® PLATES	SMOOTH	MATERIAL	SMOOTH
TOGGLE SWITCH & DUPLEX RECEPTACLE OPENINGS					
Two Gang 1 Toggle, 1 Duplex 	Ivory	TP18I	SP18I	Polished Brass	SB18PB
	White	TP18W	SP18W		
	Brown	TP18	SP18		
	Gray	TP18GRY	SP18GRY		
	Black	TP18BK			
	Red	TP18RED			
	Light Almond	TP18LA	SP18LA		
Three Gang 2 Toggles, 1 Duplex 	Ivory	TP28I	SP28I	Polished Brass	SS28 ●
	White	TP28W	SP28W		
	Brown	TP28	SP28		
	Gray	TP28GRY	SP28GRY		
	Black	TP28BK			
	Red	TP28RED			
	Light Almond	TP28LA	SP28LA		
Four Gang 3 Toggles, 1 Duplex 	Ivory		SP38I	Polished Brass	SS38 ●
	White		SP38W		
	Brown		SP38		
	Gray		SP38GRY		
	Light Almond		SP38LA		
Five Gang 4 Toggles, 1 Duplex 				302/304 S/S	SS48 ●
				302/304 S/S Painted Ivory	SS48I ●
				302/304 S/S Painted White	SS48W ●
TOGGLE SWITCH & DECORATOR-STYLE OPENINGS					
Two Gang 1 Toggle, 1 Decorator-Style 	Ivory	TP126I	SP126I	Aluminum	SA126
	White	TP126W	SP126W		
	Brown	TP126	SP126		
	Gray	TP126GRY	SP126GRY		
	Black	TP126BK	SP126BK		
	Light Almond	TP126LA	SP126LA		
Three Gang 2 Toggles, 1 Decorator-Style 	Ivory	TP226I	SP226I	302/304 S/S	SS226 ●
	White	TP226W	SP226W		
	Brown	TP226	SP226		
	Gray	TP226GRY	SP226GRY		
	Light Almond	TP226LA	SP226LA		
	Black	TP226BK			
Three Gang 1 Toggle, 2 Decorator-Style 	Ivory		SP1262I	302/304 S/S	SS1262 ●
	White		SP1262W		
	Brown		SP1262		
	Gray		SP1262GRY		
	Black		SP1262BK		
	Light Almond		SP1262LA		
Four Gang 3 Toggles, 1 Decorator-Style 	Ivory		SP326I	302/304 S/S	SS326 ●
	White		SP326W		
	Brown		SP326		
	Gray		SP326GRY		
	Light Almond		SP326LA		

● These products are CSA listed. These products listed to UL514, Cover Plates for Flush-Mounted Wiring Devices, CSA Certified.

WALL PLATES

Combination Openings Standard Size Plastic & Metal

DESCRIPTION	COLOR	NYLON	THERMOSET	METAL	
		TRADEMASTER' PLATES	SMOOTH	MATERIAL	SMOOTH
TOGGLE SWITCH & DECORATOR-STYLE OPENINGS (CONT.)					
Four Gang 2 Toggles, 2 Decorator-Style 	Ivory White Brown Light Almond		SP2262I SP2262W SP2262 SP2262LA		
TOGGLE SWITCH & BLANK STRAP MOUNTED OPENINGS					
Two Gang 1 Toggle, 1 Blank 				302/304 S/S	SS114 ●
Three Gang 2 Toggles, 1 Blank 				302/304 S/S	SS214 ●
Four Gang 3 Toggles, 1 Blank 				302/304 S/S	SS314 ●

● These products are CSA listed. These products listed to UL514, Cover Plates for Flush-Mounted Wiring Devices, CSA Certified.

WALL PLATES

Combination Openings Standard Size Plastic & Metal

DESCRIPTION	COLOR	NYLON	THERMOSET	METAL	
		TRADEMASTER® PLATES	SMOOTH	MATERIAL	SMOOTH
TWO GANG COMBINATION OPENINGS					
Two Gang 1 Toggle, 1 Single 	Ivory White Brown Gray		SP171 SP17W SP17 SP17GRY	302/304 S/S	SS17 ●
Two Gang Single/Duplex 	Ivory White Brown Gray		SP78I SP78W SP78 SP78GRY	Aluminum 302/304 S/S	SS78 ●
Two Gang Duplex/Decorator-Style 	Ivory White Brown Gray Black Red Light Almond	TP826I TP826W TP826 TP826GRY TP826BK TP826RED TP826LA	SP826I SP826W SP826 SP826GRY SP826LA	Polished Brass 302/304 S/S	SS826 ●
Two Gang Telephone/Toggle 	Ivory White Brown		SP112I SP112W SP112		
Two Gang Telephone/Duplex 	Ivory White Brown Gray		SP128I SP128W SP128 SP128GRY	302/304 S/S	SS128 ●
Two Gang Telephone/Blank (Strap Mtd) 	Ivory White		SP1214I SP1214W	302/304 S/S	
Three Gang Telephone/Decorator-Style 	White Brown		SP1226W SP1226	302/304 S/S	SS1226 ●
Four Gang Blank (Box Mtd)/Duplex 	Ivory White Brown Gray Black Red Light Almond	TP138I TP138W TP138 TP138BK TP138RED TP138LA	SP138I SP138W SP138 SP138GRY	302/304 S/S	SS138 ●
Four Gang Toggle/Blank (Box Mtd) 	Ivory White Brown Gray Black Light Almond	TP113I TP113W TP113 TP113GRY TP113BK TP113LA		302/304 S/S	SS113 ●

● These products are CSA listed. These products listed to UL514, Cover Plates for Flush-Mounted Wiring Devices, CSA Certified.

WALL PLATES

Combination Openings Standard Size Plastic & Metal

DESCRIPTION	COLOR	NYLON	THERMOSET	METAL	
		TRADEMASTER' PLATES	SMOOTH	MATERIAL	SMOOTH
TWO GANG COMBINATION OPENINGS (CONT.)					
Two Gang Blank (Strap Mtd) Duplex 	Ivory White Brown Gray		SP148I SP148W SP148 SP148GRY	302/304 S/S	SS148 ●
Two Gang Blank (Strap Mtd)/Single 	Ivory White		SP147I SP147W	302/304 S/S	SS147 ●
Two Gang Blank (Strap Mtd)/Decorator-Style 	Ivory White Brown Gray Light Almond		SP1426I SP1426W SP1426 SP1426GRY SP1426LA	302/304 S/S	SS1426 ●
THREE & FOUR GANG COMBINATION OPENINGS					
Three Gang Toggle/Duplex/Duplex 	Ivory White Brown Gray Light Almond		SP182I SP182W SP182 SP182GRY SP182LA	Polished Brass 302/304 S/S	SS182 ●
Three Gang Blank (Strap Mtd)/Toggle/ Blank (Strap Mtd) 				302/304 S/S	SS8148 ●
Two Gang Blank (Strap Mtd)/Toggle/ Blank (Strap Mtd) 				302/304 S/S	SS14114 ●
Three Gang Telephone/Decorator-Style 				302/304 S/S	SS14814 ●
Four Gang Blank (Box Mtd)/Duplex 				302/304 S/S	SS282 ●










● These products are CSA listed.

These products listed to UL514, Cover Plates for Flush-Mounted Wiring Devices, CSA Certified.

WALL PLATES

Despard® Openings




Standard Size Plastic & Metal Despard Interchangeable Plate Supplied with Mounting Straps

DESCRIPTION	COLOR	NYLON	THERMOSET	METAL	
		TRADEMASTER® PLATES	SMOOTH	MATERIAL	SMOOTH
ONE HORIZONTAL OPENING PER GANG					
One Gang 	Ivory White Brown		K1I K1W K1	302/304 S/S	
Two Gang 				302/304 S/S	
Three Gang 				302/304 S/S	
TWO HORIZONTAL OPENINGS PER GANG					
One Gang 	Ivory White Brown		K2I K2W K2	302/304 S/S	
Two Gang 				302/304 S/S	
THREE HORIZONTAL OPENINGS PER GANG					
One Gang 	Ivory White Brown		K3I K3W K3	302/304 S/S	
Two Gang 				302/304 S/S	
Three Gang 				302/304 S/S	
ONE VERTICAL OPENING PER GANG					
One Gang 	Ivory White Brown		K4I K4W K4		

See page 555 for Special Purpose Devices – Despard®.
 These products listed to UL514, Cover Plates for Flush-Mounted Wiring Devices, CSA Certified.

WALL PLATES




Two Gang with Center Opening Standard Size Metal


DESCRIPTION	COLOR	NYLON	THERMOSET	METAL	
		TRADEMASTER® PLATES	SMOOTH	MATERIAL	SMOOTH
ONE HORIZONTAL OPENING PER GANG					
Toggle Switch 				302/304 S/S	SS740 ●
Blank-Box Mount 				302/304 S/S	SS743 ●
Decorator-Style 				302/304 S/S	SS746 ●
Single Receptacle 				302/304 S/S	SS747 ●
Duplex Receptacle 				302/304 S/S	SS748 ●

● These products are CSA listed.
 These products listed to UL514, Cover Plates for Flush-Mounted Wiring Devices, CSA Certified.

WALL PLATES

Louwer & Bipler/Tripler Openings Standard Size Metal

DESCRIPTION	COLOR	NYLON	THERMOSET	METAL	
		TRADEMASTER [®] PLATES	SMOOTH	MATERIAL	SMOOTH
LOUWER PLATES					
One Gang Horizontal 				302/304 S/S 302/304 S/S Painted Ivory 302/304 S/S Painted White 302/304 S/S Painted Light Almond	SS760 ● SS760I SS760W SS760LA
One Gang Vertical 				302/304 S/S 302/304 S/S Painted Ivory 302/304 S/S Painted White 302/304 S/S Painted Brown 302/304 S/S Painted Gray 302/304 S/S Painted Light Almond	SS771 ● SS771I SS771W SS771X SS771GRY ● SS771LA
Two Gang Vertical 				302/304 S/S	SS772

KL SERIES LOCKING SWITCH PLATES					
One Gang 				302/304 S/S	SS717 ●
Two Gang 				302/304 S/S	SS727 ●

● These products are CSA listed.

These products listed to UL514, Cover Plates for Flush-Mounted Wiring Devices, CSA Certified.

WALL PLATES

Toggle Switch, Duplex & Single Receptacle Openings Junior-Jumbo & Jumbo Plastic & Metal










DESCRIPTION	COLOR	NYLON		THERMOSET		METAL	
		TRADEMASTER [®]	JUNIOR-JUMBO	JUMBO	MATERIAL	JUNIOR-JUMBO	JUMBO
		JUMBO	SMOOTH	SMOOTH		SMOOTH	SMOOTH
TOGGLE SWITCH OPENINGS							
One Gang 	Ivory	TPJ1I	SPJ1I	SPO1I	302/304 S/S	SSJ1 ●	SSO1 ●
	White	TPJ1W	SPJ1W	SPO1W			
	Brown	TPJ1	SPJ1	SPO1			
	Gray	TPJ1GRY					
	Light Almond	TPJ1LA	SPJ1LA				
Two Gang 	Ivory	TPJ2I	SPJ2I	SPO2I	302/304 S/S	SSJ2 ●	SSO2 ●
	White	TPJ2W	SPJ2W	SPO2W			
	Brown	TPJ2	SPJ2	SPO2			
	Gray	TPJ2GRY					
	Light Almond	TPJ2LA	SPJ2LA				
Three Gang 	Ivory	TPJ3I	SPJ3I		302/304 S/S	SSJ3	SSO3
	White	TPJ3W	SPJ3W				
	Brown	TPJ3	SPJ3				
	Gray	TPJ3GRY					
	Light Almond	TPJ3LA	SPJ3LA				
Four Gang 	Ivory	TPJ4I	SPJ4I		302/304 S/S		SSO4 ●
	White	TPJ4W	SPJ4W				
	Brown	TPJ4	SPJ4				
	Gray	TPJ4GRY					
	Light Almond	TPJ4LA	SPJ4LA				
DUPLEX RECEPTACLE OPENINGS							
One Gang 	Ivory	TPJ8I	SPJ8I	SPO8I	302/304 S/S	SSJ8 ●	SSO8 ●
	White	TPJ8W	SPJ8W	SPO8W			
	Brown	TPJ8	SPJ8	SPO8			
	Gray	TPJ8GRY					
	Light Almond	TPJ8LA	SPJ8LA	SPO8LA			
Two Gang 	Ivory	TPJ82I	SPJ82I	SPO82I	302/304 S/S	SSJ82 ●	SSO82 ●
	White	TPJ82W	SPJ82W	SPO82W			
	Brown	TPJ82	SPJ82	SPO82			
	Gray	TPJ82GRY	SPJ82GRY				
	Light Almond	TPJ82LA	SPJ82LA				
Three Gang 					302/304 S/S		SSO83 ●
SINGLE RECEPTACLE OPENINGS							
One Gang 	Ivory	TPJ7I	SPJ7I		302/304 S/S	SSJ7 ●	SSO7 ●
	White	TPJ7W	SPJ7W				
	Brown	TPJ7					
	Gray	TPJ7GRY					
	Light Almond	TPJ7LA	SPJ7LA				

● These products are CSA listed.

These products listed to UL514, Cover Plates for Flush-Mounted Wiring Devices, CSA Certified.

WALL PLATES

Decorator-Style Openings & Blank Plates Junior-Jumbo & Jumbo Plastic & Metal

DESCRIPTION	NYLON		THERMOSET		METAL		
	COLOR	TRADEMASTER [®]	JUNIOR-JUMBO	JUMBO	MATERIAL	JUNIOR-JUMBO	JUMBO
		JUMBO	SMOOTH	SMOOTH		SMOOTH	SMOOTH
DECORATOR-STYLE OPENINGS							
One Gang 	Ivory White Brown Gray Red Light Almond	TPJ26I TPJ26W TPJ26 TPJ26GRY TPJ26RED TPJ26LA	SPJ26I SPJ26W SPJ26	SPO26I SPO26W SPO26	302/304 S/S	SSJ26 ●	SSO26 ●
Two Gang 	Ivory White Brown Gray Light Almond	TPJ262I TPJ262W TPJ262 TPJ262GRY TPJ262LA	SPJ262I SPJ262W SPJ262	SPO262I SPO262W SPO262	302/304 S/S	SSJ262 ●	SSO262 ●
Three Gang 	Ivory White Brown Gray Light Almond	TPJ263I TPJ263W TPJ263 TPJ263GRY TPJ263LA	SPJ263 SPJ263W SPJ263		302/304 S/S	SSJ263 ●	
Four Gang 	Ivory White Brown Gray Light Almond	TPJ264I TPJ264W TPJ264 TPJ264GRY TPJ264LA	SPJ264I SPJ264W SPJ264				
BLANK PLATES - BOX & STRAP MOUNTED							
One Gang Blank Box Mtd. 	Ivory White Brown Gray Light Almond	TPJ13I TPJ13W TPJ13 TPJ13GRY TPJ13LA	SPJ13I SPJ13W SPJ13	SPO13I SPO13W SPO13	302/304 S/S	SSJ13 ●	SSO13 ●
Two Gang Blank Box Mtd. 	Ivory White Brown			SPO23I SPO23W SPO23	302/304 S/S		SSO23 ●
Three Gang Blank Box Mtd. 					302/304 S/S		SSO33 ●
One Gang Strap Mtd. 					302/304 S/S		SSO14 ●
Two Gang Blank Strap Mtd. 					302/304 S/S		SSO24 ●

● These products are CSA listed.

These products listed to UL514, Cover Plates for Flush-Mounted Wiring Devices, CSA Certified.

WALL PLATES

Combination Openings Junior-Jumbo & Jumbo Plastic & Metal

DESCRIPTION	NYLON		THERMOSET		METAL		
	COLOR	TRADEMASTER*	JUNIOR-JUMBO	JUMBO	MATERIAL	JUNIOR-JUMBO	JUMBO
		JUMBO	SMOOTH	SMOOTH		SMOOTH	SMOOTH
TWO GANG COMBINATION OPENINGS							
Two Gang Toggle/Duplex 	Ivory	TPJ18I	SPJ18I	SPO18I	302/304 S/S	SSJ18 ●	SSO18 ●
	White	TPJ18W	SPJ18W	SPO18W			
	Brown	TPJ18					
	Gray	TPJ18GRY					
	Light Almond	TPJ18LA	SPJ18LA				
Two Gang Toggle/Decorator-Style 	Ivory	TPJ126I	SPJ126I		302/304 S/S	SSJ126 ●	SSO126 ●
	White	TPJ126W	SPJ126W				
	Brown	TPJ126	SPJ126				
	Gray	TPJ126GRY					
	Light Almond	TPJ126LA	SPJ126LA				
Two Gang Toggle/Blank (Strap Mtd) Supplied with 340 Yoke 					302/304 S/S		SSO114 ●
Two Gang Toggle/Blank (Box Mtd.) 	Ivory	TPJ113I	SPJ113I	SPO113I			
	White	TPJ113W	SPJ113W	SPO113			
	Brown		SPJ113				
	Gray	TPJ113GRY					
	Light Almond	TPJ113LA					
Two Gang Blank (Box Mtd)/Duplex 	Ivory		SPJ138I	SPO138I	302/304 S/S		SSO138 ●
	White		SPJ138W	SPO138			
	Brown		SPJ138				
Two Gang Duplex/Decorator-Style 	Ivory	TPJ826I	SPJ826I				
	White	TPJ826W	SPJ826W				
	Brown	TPJ826					
	Gray	TPJ826GRY					
	Light Almond	TPJ826LA	SPJ826LA				
Two Gang Blank/Decorator-Style 	Ivory		SPJ1426I**	SPO1326I*			
	White		SPJ1426W**	SPO1326W*			
	Brown		SPJ1426**	SPO1326*			
Three Gang 2 Toggles/Duplex 					302/304 S/S		SSO28 ●

*Box mounted
 **Strap mounted

● These products are CSA listed.






These products listed to UL514, Cover Plates for Flush-Mounted Wiring Devices, CSA Certified.

WALL PLATES






WALL PLATES

Sectional

Thermoplastic

DESCRIPTION	SEMI-JUMBO	
	COLOR	SMOOTH NYLON
SECTIONAL WALL PLATES - END SECTIONS		
Toggle Switch 	Ivory White Light Almond	PJSE1I PJSE1W PJSE1LA
Duplex Receptacle 	Ivory White Light Almond	PJSE8I PJSE8W PJSE8LA
Single Receptacle 	White	PJSE7W
Blank, Strap Mounted  supplied with #340 Yoke	Ivory White Light Almond	PJSE14I PJSE14W PJSE14LA
Decorator-Style 	Ivory White Light Almond	PJSE26I PJSE26W PJSE26LA

Thermoplastic

DESCRIPTION	SEMI-JUMBO	
	COLOR	SMOOTH NYLON
SECTIONAL WALL PLATES - CENTER SECTIONS		
Toggle Switch 	Ivory White Light Almond	PJSC1I PJSC1W PJSC1LA
Duplex Receptacle 	Ivory White Light Almond	PJSC8I PJSC8W PJSC8LA
Single Receptacle 	White	PJSC7W
Blank, Strap Mounted  supplied with #340 Yoke	Ivory White Light Almond	PJSC14I PJSC14W PJSC14LA
Decorator-Style 	Ivory White Light Almond	PJSC26I PJSC26W PJSC26LA

These products listed to UL514, Cover Plates for Flush-Mounted Wiring Devices, CSA Certified.

WALL PLATES

Engraved & Pad Printed

ENGRAVED (1/8" CHARACTERS)					
	DESCRIPTION	PLATE COLOR	FILL COLOR	NYLON TRADEMASTER®	METAL SMOOTH
EMERGENCY					
	1 Gang Duplex	302/304 S/S	Black		
	1 Gang Duplex	302/304 S/S Painted Red	Black		SS8ERED

PAD PRINTED (1/8" CHARACTERS)					
	DESCRIPTION	PLATE COLOR	FILL COLOR	NYLON TRADEMASTER®	METAL SMOOTH
ISOLATED GROUND					
	1 Gang Duplex	Orange	Black	TP8IG	
	1 Gang Duplex	302/304 S/S	Black		
	2 Gang Duplex	302/304 S/S	Black		SS82IG ●
	1 Gang Single	Orange	Black		
	1 Gang Decorator-Style	Orange	Black	TP26IG	
	1 Gang Decorator-Style	302/304 S/S	Black		SS26IG
EMERGENCY					
	1 Gang Duplex	Ivory	Red	TP8EI	
	1 Gang Duplex	White	Red	TP8EW	
	1 Gang Duplex	Red	Black	TP8ERED	
	1 Gang Duplex	302/304 S/S	Black		SS8ES
	2 Gang Duplex	Red	Black	TP82ERED	
	1 Gang Toggle	Red	Black	TP1ERED	
	2 Gang Toggle	Red	Black	TP2ERED	

● These products are CSA listed.

These products listed to UL514, Cover Plates for Flush-Mounted Wiring Devices, CSA Certified.

WALL PLATES

Engraved & Pad Printed

PAD PRINTED (1/8" CHARACTERS)					
	DESCRIPTION	PLATE COLOR	FILL COLOR	NYLON TRADEMASTER [®]	METAL SMOOTH
EMERGENCY					
	1 Gang Decorator-Style	Red	Black	TP26ERED	
	1 Gang Duplex	Red	Black		
GAS BURNER ON/OFF EMERGENCY SWITCH					
	1 Gang Toggle	302/304 S/S Painted Red	Black		SS1GBRED ●
OIL BURNER ON/OFF EMERGENCY SWITCH					
	1 Gang Toggle	302/304 S/S Painted Red	Black		SS1OBRED ●
GFCI PROTECTED					
	1 Gang Duplex 1 Gang Duplex	Ivory White	Black Black		
COMPUTER ONLY					
	1 Gang Duplex 1 Gang Duplex	Ivory Orange	Black Black		
	Single Receptacle Single Receptacle	Ivory Orange	Black Black	1	
	1 Gang Decorator-Style 1 Gang Decorator-Style 1 Gang Decorator-Style	Ivory Blue Orange	Black Black Black	TP26CBL	

● These products are CSA listed.

These products listed to UL514, Cover Plates for Flush-Mounted Wiring Devices, CSA Certified.

WALL PLATES

Custom Metal Wall Plates Ordering Instructions

Ordering Instructions:

1. Using the following charts, fill in the spaces provided to select the proper material, number of gangs, desired finish and color.

Review Your Requirements:	For Example:	Write Your Selection:	Space #
Material Prefix Code (Chart A below) For Jr. Jumbo Size add "J" after prefix, if Jumbo Size, add "O" after Prefix	SSO		1
Total Number of Gangs Ordered	4		2
Paint Finish Suffix (Chart B - Page 514)	BLU		4
Metal Finish Suffix (Chart C - Page 514)	BC		5

MATERIAL	PREFIX CODE
CHART A: MATERIAL SELECTION	
Aluminum*	SA
302/304 Stainless Steel	SS

*Standard size only.

2. Review the Plate Opening Styles on pages 531-543. Following the sequence of your installation (left to right), label each box below with the appropriate Opening Style Number for each gang.

Gang:	1	2	3	4	5	6	7	8	9	10

3. Create the Complete Order Part Number by filling in items from previous steps in spaces below.

- Space #1-Material Prefix Code (from step 1)
- Space #2-Total Number of Gangs (from step 1)
- Space #3-Style Numbers In Order (from step 2)
- Space #4-Metal Finish Suffix (from step 1)
- Space #5-Paint Finish Suffix (from step 1)

Catalog # _____ G _____ Style _____ - _____ - _____ - _____ - _____ - _____ - _____ - _____ - _____ - _____ - _____
 Space # 1 2 3 3 3 3 3 3 3 3 3 4 5

METAL PLATE	STANDARD	JR. JUMBO	JUMBO
MAXIMUM GANGS FOR CUSTOM METAL WALL PLATES			
Stainless (302)	20	3	20
Aluminum	8	N/A	N/A

WALL PLATES


Custom Metal Wall Plates Special Configurations

Chart B: Paint Finish Selection


These charts are for Custom Metal Wall Plates ONLY.
For Devices & Wall Plates Color Selection Charts, see page 28 and 544.



PAINT COLOR	Orange	Green	Gray	Yellow
PAINT SUFFIX	ORG	GRN	GRY	YFI



PAINT COLOR	Glossy Black	Brown	White	Primer	Red
PAINT SUFFIX	GBK	BRO	WHT	PRI	RED



PAINT COLOR	Pink	Flat Black	Ivory	Light Almond	Blue
PAINT SUFFIX	PNK	FBK	IVY	LTA	MBL

Only available on Stainless Steel and Aluminum Plate Material. Colors may vary slightly.
All Paint Finishes are gloss, except primer and flat black.

Chart C: Metal Finish Selection



METAL FINISH	Polished Brass US #3	Bright Chromium US #26	Brushed Copper	Brushed Bronze US #10
FINISH SUFFIX	PB*	CH	BC	BZ

*Order with Brass Plate Material Prefix Only.
For additional colors consult factory.

WALL PLATES

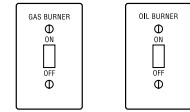
Custom Metal Wall Plates Engraving & Pad Printing

Custom Engraving & Pad Printing

Most plates in this catalog can be engraved or pad printed. However, engraving plated finish metal plates is not recommended, since exposed edges could oxidize over time. Refer to current price sheet to select the better process that suits your needs.

Position

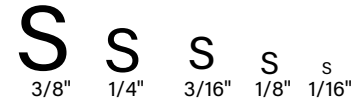
Marking may appear anywhere on the flat surface of smooth plates. On decorator-style plates, markings are restricted to the top and bottom flat panels. If space permits, up to three lines can be pad printed on a plate provided the lettering fits within a 50mm circle.



Letter Height

Unless specified otherwise, designers will select size and position of letters or markings for maximum legibility. Characters per inch:

3/8" - 2-1/2 1/4" - 4 3/16" - 6 1/8" - 9 1/16" - 14




Letter Height

Pad printing is available in any True Type font in colors listed below, on 1 gang and 2 gang plates. Bitmap images can also be printed. Laser engraving is available in any True Type font only in black (not color-filled) including bitmap images. Engraving with color fill is available only in block letter font. While mixing of laser and color-filled engraving is allowed, it is not recommended since the font types will not match.

Color

Color-filled engraving can be filled with red, orange, black, blue, or white paint. Standard colors for pad printing are red, black, blue, green, orange or white, as shown below.

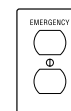


Red Black Blue Green Orange White

Ordering Instructions

Specify clearly the following information when you order.

1. Catalog number of plate(s).
2. To be engraved or pad printed.
3. Letters, numbers, characters required.
4. Position and size.
5. Color of filler, or pad printing.
6. Special layout information, if applicable.



Position
Height of Mark
Color of Filler
Plate Style
by Catalog Number
Including
Color/Finish

WALL PLATES

Custom Panel Plates Ordering Instructions

Blank panel plates (PP-series) up to 5-gangs high and 10-gangs wide are made from Type 302/304 Stainless Steel. Up to 50 openings from the style selector guide can be custom punched to your specifications. For uniformity of design throughout the building, panel plates have the same distinctive styling as all other plates, plastic and metal.

Ordering Instructions

For this example, use the 4 gang high by 2 gang wide panel plate illustrated in Figure 2.

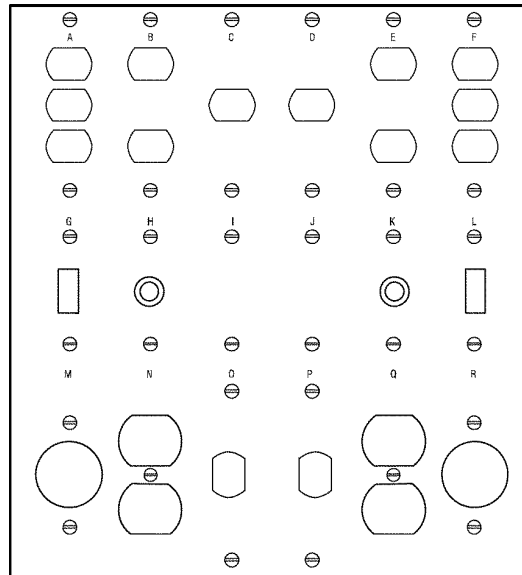
1. Start the catalog number with the material prefix: "SS" for Type 302/304 Stainless. This is a 302/304 Stainless plate, so the first letters of its catalog number will be "SS."
2. Determine the catalog number for a panel plate 4 gangs high and 2 gangs wide from the table on page 517. It is PP-4-2. Your 302/304 Stainless Steel catalog number is SSPP-4-2.
3. Construct a chart upon which you can indicate the opening style number for each of the 8 gangs, starting from the top left. Leave space to show any words or symbols that will be engraved. Write the catalog number SSPP-4-2 at the top of the chart. See Figure 1.
4. Refer to the Style Selector Guide and find the style numbers for each of the desired openings. Write these numbers in their appropriate position on your chart.
5. Indicate what, if any, engraving is required for each gang. Show in parentheses if engraving is to be above or below the opening.
6. Send the chart with your order to the factory. You have provided all required information. Refer to current price sheet for pricing details.

Additional Information

- Where no opening or mounting holes are required, specify Style #149.
- Louvered openings can be placed only on the top row of a panel plate.
- For painted or special metal finishes, refer to price sheet for price adds per gang.
- For special openings not in Selector Guide, provide detailed drawing.

Example		
SSPP-4-2		
ROW #1:		
Style Nos.	1	1
Engraving:	ALTAR (Above)	CHOIR (Above)
ROW #2:		
Style Nos.	9	9
Engraving:	(None)	(None)
ROW #3:		
Style Nos.	12	12
Engraving:	(None)	TEL (Above)
ROW #4:		
Style Nos.	16	16
Engraving:	(None)	120V. (Above)

Figure 1



Custom Panel Plate

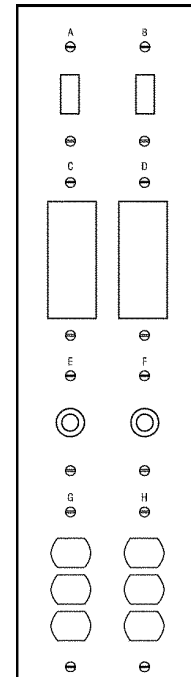


Figure 2

WALL PLATES

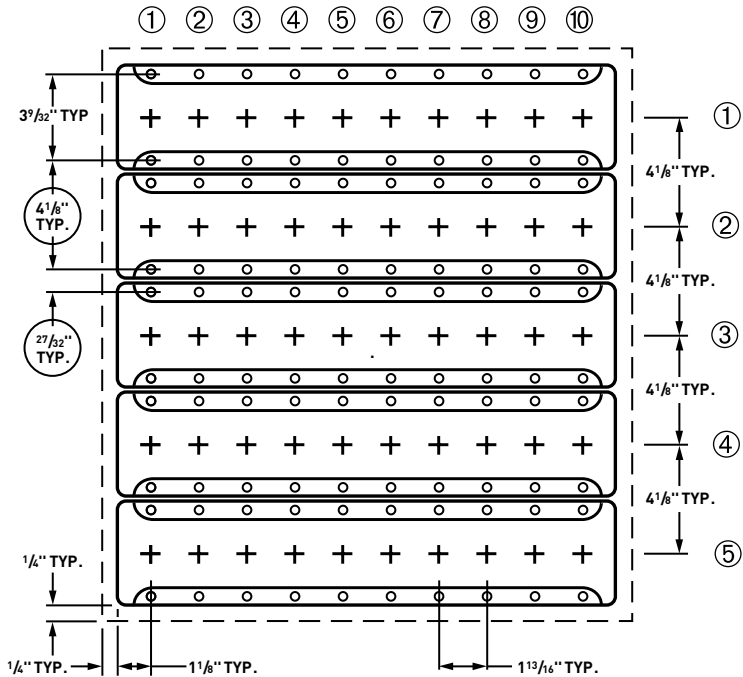
Custom Panel Plates Ordering Instructions

Wall Box Dimensions

Panel Plates are limited to fit the box configuration shown.

Caution: Not all boxes are identical in overall dimensions, but are built to exact standards on device mounting holes. When boxes are connected together, they should be shimmed to ensure that the bottom hole to bottom hole dimension between two vertically adjacent boxes is 4-1/8" as errors are cumulative. Critical dimensions circled.

If additional mounting holes are required in the corners, indicate location and spacing.






302/304 Stainless Steel

PLATE HEIGHT	CATALOG NUMBER	GANGS WIDE	PLATE WIDTH	PLATE HEIGHT	CATALOG NUMBER	GANGS WIDE	PLATE WIDTH
Two Gangs High 8-3/4"	PP21	One	2-3/4"	Four Gangs High 17"	PP41	One	2-3/4"
	PP22	Two	4-9/16"		PP42	Two	4-9/16"
	PP23	Three	6-3/8"		PP43	Three	6-3/8"
	PP24	Four	8-3/16"		PP44	Four	8-3/16"
	PP25	Five	10"		PP45	Five	10"
	PP26	Six	11-13/16"		PP46	Six	11-13/16"
	PP27	Seven	13-5/8"		PP47	Seven	13-5/8"
	PP28	Eight	15-7/16"		PP48	Eight	15-7/16"
	PP29	Nine	17-1/4"		PP49	Nine	17-1/4"
	PP210	Ten	19-1/16"		PP410	Ten	19-1/16"
Three Gangs High 12-7/8"	PP31	One	2-3/4"	Five Gangs High 21-1/8"	PP51	One	2-3/4"
	PP32	Two	4-9/16"		PP52	Two	4-9/16"
	PP33	Three	6-3/8"		PP53	Three	6-3/8"
	PP34	Four	8-3/16"		PP54	Four	8-3/16"
	PP35	Five	10"		PP55	Five	10"
	PP36	Six	11-13/16"		PP56	Six	11-13/16"
	PP37	Seven	13-5/8"		PP57	Seven	13-5/8"
	PP38	Eight	15-7/16"		PP58	Eight	15-7/16"
	PP39	Nine	17-1/4"		PP59	Nine	17-1/4"
	PP310	Ten	19-1/16"		PP510	Ten	19-1/16"

WALL PLATES

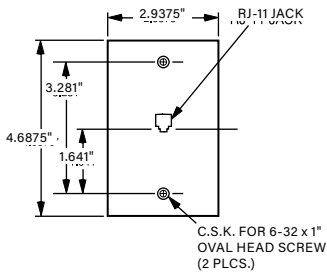
Narrow Metal Made-To-Order Wall Plates

CATALOG NUMBER	WIDTH	MATERIAL	
MADE-TO-ORDER NARROW METAL WALL PLATES			
SSN14	1-3/4"	302/304 S/S	
SSN15	2"	302/304 S/S	
SSN85	2"	302/304 S/S	

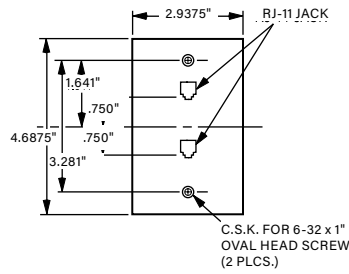
Note: All narrow plates are 4-1/2" high.

WALL PLATES

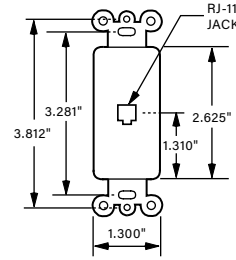
Communication Devices Telephone Wiring Devices



TPTE1



TPTE2



26TE14
26TE16

Features

- RJ11 modular jack.
- Mar-resistant wall plate.
- Wall plate dimension is Standard size.
- Fits standard size single gang electrical box.
- Meets FCC Part 68 requirements.

CATALOG NUMBER	DESCRIPTION	CONFIGURATION	3rd PARTY COMPLIANCE UL1863
SINGLE GANG OPENING MODULAR TELEPHONE JACK WITH WALL PLATE			
TPTE1I	Ivory	4 Conductor	
TPTE1W	White	4 Conductor	
TPTE1	Brown	4 Conductor	
TPTE1GRY	Gray	4 Conductor	
TPTE1BK	Black	4 Conductor	
TPTE1LA	Light Almond	4 Conductor	
SINGLE GANG, TWO MODULAR RJ11 TELEPHONE JACKS WITH WALL PLATE			
TPTE2I	Ivory	4 Conductor	
TPTE2W	White	4 Conductor	
TPTE2	Brown	4 Conductor	
TPTE2BK	Black	4 Conductor	
TPTE2LA	Light Almond	4 Conductor	

Features

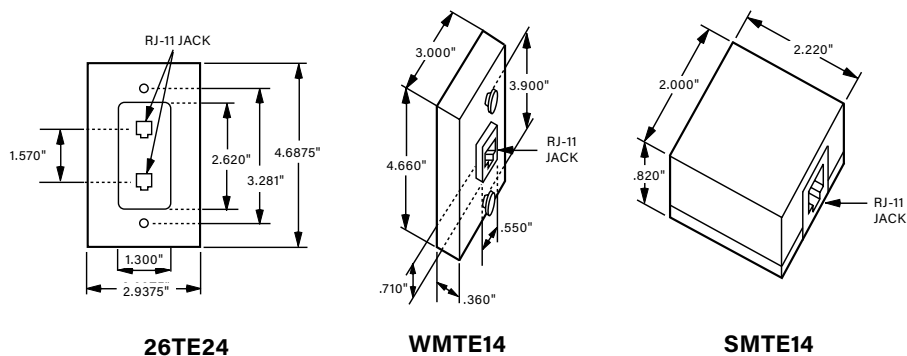
- Decorator-style rectangular design.
- RJ11 modular jack.
- Fits standard single gang electrical box.
- May be used in multigang applications.
- Face constructed of high-impact thermoplastic.
- Brass terminals with nickel-plated steel screws and washers.
- Meets FCC Part 68 requirements.

CATALOG NUMBER	DESCRIPTION	CONFIGURATION	3rd PARTY COMPLIANCE UL1863
DECORATOR-STYLE MODULAR JACK SINGLE GANG, 1 OPENING MODULAR JACK			
26TE14I	Ivory	4 Conductor	▪
26TE14W	White	4 Conductor	▪
26TE14LA	Light Almond	4 Conductor	▪
26TE16I	Ivory	6 Conductor	▪
26TE16W	White	6 Conductor	▪

These products listed to UL514, Cover Plates for Flush-Mounted Wiring Devices, CSA Certified.

WALL PLATES

Communication Devices Telephone Wiring Devices


26TE24
WMTE14
SMTE14

Features

- One piece molded plate decorator-style outline.
- Two RJ11 modular jacks.
- Fits standard single gang electrical box.
- Face constructed of high-impact thermoplastic.
- Brass terminals with nickel-plated steel screws and washers.
- Wall plate dimension is standard size.
- Meets FCC Part 68 requirements.

CATALOG NUMBER	COLOR	CONFIGURATION	3rd PARTY COMPLIANCE UL UL1863
DECORATOR-STYLE DUPLEX MODULAR JACK WITH SMOOTH PLATE SINGLE GANG, 2 OPENINGS			
26TE24I	Ivory	4 Conductor	•
26TE24W	White	4 Conductor	•
26TE24LA	Light Almond	4 Conductor	•
26TE26I	Ivory	6 Conductor	•
26TE26W	White	6 Conductor	•

Features

- RJ-11 modular jack.
- High-impact thermoplastic face plate and back body.
- Nickel-plated steel screw terminals.
- Zinc-plated mounting lugs.

CATALOG NUMBER	COLOR	CONFIGURATION	3rd PARTY COMPLIANCE UL UL1863
MODULAR WALL MOUNT TELEPHONE JACK FOR HANGING PHONES			
WMTE14I	Ivory	4 Conductor	•
WMTE14W	White	4 Conductor	•
WMTE14LA	Light Almond	4 Conductor	•

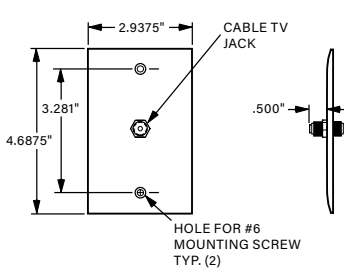
Features

- Nickel-plated steel screws and washers.
- Brass terminals.
- Comes with mounting screws and adhesive pad.
- Snap-on cover and base constructed of high-impact thermoplastic.

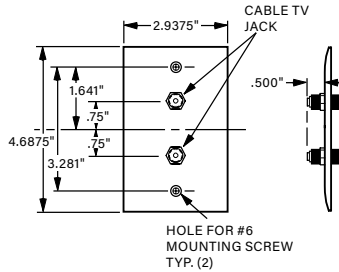
CATALOG NUMBER	COLOR	CONFIGURATION	3rd PARTY COMPLIANCE UL UL1863
SURFACE MOUNT MODULAR RJ-11 TELEPHONE JACK			
SMTE14I	Ivory	4 Conductor	•

WALL PLATES

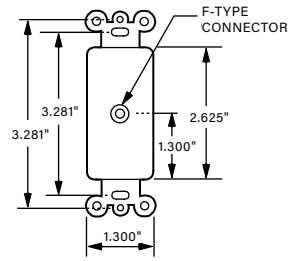
Communication Devices Telephone & CATV Wiring Devices



TPCATV



TPCATV2

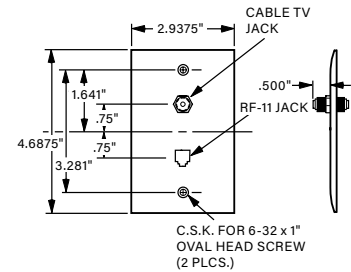


26CATV

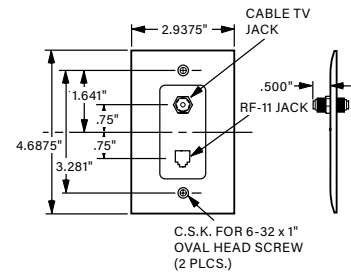
Features

- Mar-resistant wall plate.
- Fits standard size single gang electrical box.
- Wall plate dimension is Standard size.
- Nickel-plated steel.
- Connector is threaded at each end.

CATALOG NUMBER	COLOR	CONFIGURATION	3rd PARTY COMPLIANCE UL1863
"F" TYPE WITH ONE COAXIAL CONNECTOR & WALL PLATE, SINGLE GANG			
TPCATVI	Ivory	F-type COAX Connector	•
TPCATVW	White	F-type COAX Connector	•
TPCATV	Brown	F-type COAX Connector	•
TPCATVBK	Black	F-type COAX Connector	•
TPCATVLA	Light Almond	F-type COAX Connector	•
"F" TYPE WITH TWO COAXIAL CONNECTORS & WALL PLATE, SINGLE GANG			
TPCATV2I	Ivory	2 F-type COAX Connectors	•
TPCATV2W	White	2 F-type COAX Connectors	•
TPCATV2	Brown	2 F-type COAX Connectors	•
TPCATV2BK	Black	2 F-type COAX Connectors	•
TPCATV2LA	Light Almond	2 F-type COAX Connectors	•



TPTELTV



26TELTVCC10

Features

- Decorator-style outline.
- Face constructed of high-impact thermoplastic.
- Zinc-plated steel strap.
- Nickel-plated "F" type connector.
- Threaded on each end.

CATALOG NUMBER	COLOR	CONFIGURATION	3rd PARTY COMPLIANCE UL1863
DECORATOR-STYLE "F" TYPE COAXIAL CONNECTOR SINGLE GANG WITH 1 COAX CONNECTOR			
26CATVI	Ivory	F-type COAX Connector	•
26CATVW	White	F-type COAX Connector	•
26CATVLA	Light Almond	F-type COAX Connector	•

Features








- Decorator-style outline.
- RJ11 modular jack.
- Face constructed of high-impact thermoplastic.
- Zinc-plated steel strap.
- Nickel-plated "F" type connector.
- Threaded on each end.

CATALOG NUMBER	COLOR	CONFIGURATION	3rd PARTY COMPLIANCE UL1863
COMBINATION COAXIAL CONNECTOR & TELEPHONE JACK			
TPTELTVI	Ivory	F-type COAX Connector with	•
TPTELTVW	White	F-type COAX Connector with	•
TPTELTV	Brown	4 Conductor RJ-11 jack	•
TPTELTVBK	Black		•
TPTELTVLA	Light Almond		•
26TELTVCC10	Ivory	Same as TPTELTV with	•
26TELTVWCC10	White	one-piece molded plate	•
26TELTVLACC10	Light Almond	decorator-style outline.	•

These products listed to UL514, Cover Plates for Flush-Mounted Wiring Devices, CSA Certified.

WALL PLATES

Communication Plates Standard Size Plastic & Metal

DESCRIPTION	COLOR	NYLON	THERMOSET	METAL	
		TRADEMASTER [®] PLATES	SMOOTH	MATERIAL	SMOOTH
TELEPHONE OR CABLE OUTLET 13/32" HOLE, BOX MOUNTED					
 One Gang 1 Outlet (Metal plates have removable 13/32" I.D. grommet in 17/32" hole.)	Ivory	TP11I	SP11I	302/304 S/S	SS11 ●
	White	TP11W	SP11W		
	Brown	TP11			
	Gray	TP11GRY			
	Black	TP11BK			
	Light Almond	TP11LA			
 Two Gang 2 Outlets	Ivory		SP21I	302/304 S/S	SS21 ●
	White		SP21W		
	Gray				
TELEPHONE OR CABLE OUTLET 13/32" HOLE, STRAP MOUNTED, WITH ADJUSTMENT YOKE					
 One Gang 1 Outlet, 1 #340 Yoke (Metal plates have removable 13/32" I.D. grommet in 17/32" hole.)	Ivory	TP12W	SP12I	430S/S 302/304 S/S	SL12 ● SS12 ●
	White		SP12W		
	Brown		SP12		
	Gray				
	Black				
	Light Almond		SP12RED SP12LA		
TELEPHONE OR CABLE OUTLET 5/8" HOLE, STRAP MOUNTED					
 One Gang 1 Outlet 1 #340 Yoke (Metal plates have removable 13/32" I.D. grommet in 17/32" hole.)				302/304 S/S	SS730 ●
TELEPHONE OR CABLE OUTLET 13/32" HOLE WITH KNOCKOUT, STRAP MOUNTED					
 One Gang 1 Outlet 1 #340 Yoke	Ivory Brown Gray				
TELEPHONE OR CABLE OUTLET 5/8" ID, BOX MOUNTED					
 One Gang 1 Outlet	Ivory	TP60I	SP60W SP60LA		
	White	TP60W			
	Light Almond	TP60LA			
TELEPHONE OR CABLE OUTLET 1 1/4" HOLE, STRAP MOUNTED					
 One Gang 1 Outlet Supplied With #340 Yoke				302/304 S/S	SS736 ●

● These products are CSA listed.

These products listed to UL514, Cover Plates for Flush-Mounted Wiring Devices, CSA Certified.

WALL PLATES

Communication Plates

DESCRIPTION	MATERIAL	CATALOG
HORIZONTAL-SPLIT WALL PLATES FOR TELEVISION OR CABLE LEAD-IN*		
 <p>One Gang 1 Outlet</p> <p>Box Mounted. Removable 13/32" I.D. grommet in 1/2" hole.</p>	302/304 S/S	SS751 ●
 <p>One Gang 1 Outlet</p> <p>Strap Mounted. Removable 13/32" I.D. grommet in 17/32" hole.</p>	302/304 S/S	SS752 ●
 <p>One Gang 1 Outlet</p> <p>Box Mounted. Removable 5/8" I.D. grommet in 7/8" hole.</p>	302/304 S/S	SS753 ●
 <p>One Gang 1 Outlet</p> <p>Strap Mounted. Removable 5/8" I.D. grommet in 7/8" hole.</p>	302/304 S/S	SS754 ●
 <p>One Gang 1 Outlet</p> <p>(Also Furnished for Strap Mounting Cat. #SS786 with 2 #340 Yokes. Box Mounted. Removable 13/32" I.D. grommet in 17/32" hole.)</p>	302/304 S/S**	SS785 ●
 <p>Two Gang 1 Centered Outlet</p> <p>(Also Furnished for Strap Mounting Cat. #SS788 with 2 #340 Yokes. Box Mounted. Removable 5/8" I.D. grommet in 7/8" hole.)</p>	302/304 S/S**	SS787 ●

*For telephone, security systems, FM and cable TV antennas or wherever cable interconnections are required.





**Strap Mounted with 2 #340 Yokes.

● These products are CSA listed.



These products listed to UL514, Cover Plates for Flush-Mounted Wiring Devices, CSA Certified.

WALL PLATES

Communication Plates

DESCRIPTION	COLOR	THERMOSET	METAL	
		SMOOTH	MATERIAL	SMOOTH
TWO GANG WITH CENTERED OPENINGS**				
 1 Centered Outlet Box Mounted			302/304 S/S	SS741 ●
 1 Centered Outlet Strap Mounted Supplied with #340 Yoke			302/304 S/S	
COMPUTER JACK PLATES FOR RS-232 CONNECTORS**				
 One Gang One Jack Opening			302/304 S/S	
 One Gang Two Jack Opening			302/304 S/S	
STANDARD COMBINATION TWO GANG*				
 Two Gang Telephone/Duplex	Ivory White Brown Gray	SP128I SP128W SP128 SP128GRY	302/304 S/S	SS128 ●
 Two Gang Telephone/Blank (Strap Mtd)	Ivory White		302/304 S/S	
 Two Gang Telephone/ Decorator-Style	White Brown	SP1226W SP1226	302/304 S/S	SS1226 ●
 Two Gang Telephone/Toggle	Ivory White Brown	SP112I SP112W SP112		

*Has 13/32" and 5/8" double knockout.

DESCRIPTION	THERMOSET		METAL	
	JUNIOR-JUMBO		JUMBO	
	COLOR	SMOOTH	MATERIAL	SMOOTH
TELEPHONE/CABLE OUTLET**				
 One Gang 1 Outlet (Metal plates have removable 13/32" I.D. grommet in 17/32" hole.)	Ivory White Light Almond	SPJ11I SPJ11W SPJ11LA	302/304 S/S	SSO11 ●
 One Gang 1 Outlet Supplied with #340 Yoke			302/304 S/S	

**These products listed to UL514, Cover Plates for Flush-Mounted Wiring Devices, CSA Certified.

● These products are CSA listed.

SPECIALTIES

Mounting Straps and Yokes

DESCRIPTION	FINISH	COLOR	CATALOG NUMBER	DIMENSIONS
GALVANIZED STEEL HANDY BOX PLATES				
Mounting strap for dimmer insert. Box mounted. Change from decorator-style to toggle opening.	Painted Steel	Ivory	327I	
		White	327W	
		Brown	327LA	
		Light Almond	327LA	
Mounting strap for blank insert. Box mounted. Change decorator-style opening to blank.	Painted Steel	Ivory	326I	
		White	326W	
		Brown	326	
		Light Almond	326LA	
Tandem mounting strap with two vertical openings. Plate screw hole spacing 4-3/8".	Bright Zinc		342	
Mounting strap with three horizontal openings. Plate screw hole spacing 3-13/16". Box mounted.	Bright Zinc		348	
Mounting strap with single vertical opening. Plate screw hole spacing 3-13/16". Box mounted.	Bright Zinc		347	
Adjustment yoke for strap mounted telephone and blank wall plates. Slots 3-9/32" C to C. Plate screw holes 2-3/8" C to C. Box mounted.	Bright Zinc		340	
Mounting strap for blank insert. Changes toggle opening to blank, box mounted.	Thermoset	Ivory White Light Almond	80700I 80700W 80700LA	

SPECIALTIES

Incandescent Lampholders, Neon Pilot Lights

Incandescent Lampholders

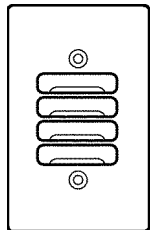


Designed to give adequate light when installed behind a louvre plate or indicator jewel. Mounts in standard wall box. Plate mounting is 2-3/8" and 3-13/16". UL listed for 120 VAC circuits. Plate not included.

Description **Catalog Number**
Standard lampholder, 4 Watt **2152**

Extra long life: Integral series resistor in base reduces light output by about 40%, but increases lamp life more than ten times. Plate not included.

Extra long life, 4 Watt **2156**



Application

Lampholders and louver plates are an ideal combination for providing bright, shielded light in hallways and pathways. They increase safety in corridors, theater aisles, porches, stairways, etc. A wide choice of plates gives unlimited possibilities for designing the perfect night light installation. Available in custom-painted stainless steel and stainless steel.

For the complete listing of Louver Plates, see page 450.

Neon Pilot Lights



Long life neon bulb emits indicating light through transparent lens to show power is on. May be installed at the load, at switching posts or at remote locations. We suggest the wall plate be engraved to explain indication. Fits standard wall box and takes standard toggle switch plate opening. Plate mounting is 2-3/8". UL listed 120/277 VAC.

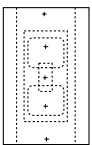
Description **Catalog Number**

With green lens **2151GN**

With red lens **2151RED**

With white lens **2151W**

Energy Efficient Gasket

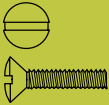




Description **Catalog Number**


Gangable gasket, use for toggle, duplex, GFCI or blank. GASKET1


SPECIALTIES

Screws & Screwdrivers

DESCRIPTION	COLOR OR FINISH	CATALOG NUMBER
STANDARD & INTERCHANGEABLE WALL PLATE SCREWS		
Oval Head Milled Slot 1/2" long, 6 x 32 Thread  Standard size for Duplex Receptacles and Toggle Switch Wall Plates.	Ivory White Brown Light Almond	510ICC20 510WCC20 510 510LACC20

DESCRIPTION	FINISH	CATALOG NUMBER
TAMPER-PROOF SPANNER HEAD SCREWS		
Spanner Oval Head 1/2" long, 6 x 32 Thread 	430S/S	531S
Spanner Oval Head 1" long, 6 x 32 Thread 	430S/S	532S

DESCRIPTION	CATALOG NUMBER
SCREWDRIVER FOR SPANNER HEAD OR KEY SLOT SCREWS	
Screwdriver for Spanner Head Screw 	533D

DESCRIPTION	FINISH	CATALOG NUMBER
NYLON SCREWS FOR STANDARD AND INTERCHANGEABLE WALL PLATES		
Oval Head Standard Slot 1/2" long, 6 x 32 Thread 	Ivory	528I

Notes:

- Specify screws by catalog number to designate type of screw, thread, length, color or finish required.
- Order screws by number of screw bags, not by the quantity of screws.
- Each screw bag contains 10 screws. Minimum Order Quantity is 20 screw bags.

WALL PLATES

Specifications



Application

Legrand's broad line of Pass & Seymour Standard Size Plastic and Metal Wall Plates features the most complete range of types, sizes, colors, and finishes available. Choose from more than 1,900 standard plates in non-combustible thermoset plastic material, self-extinguishing nylon material, screwless polycarbonate material, or attractively finished metal, for residential, commercial, institutional, and industrial applications. All plastic wall plates color match to Pass & Seymour devices.

Screwless Polycarbonate Wall Plates

- Part of the radiant® collection.
- Molded of .065" thick polycarbonate, matte finish.
- One-piece subplate mounts over the device for easy retrofit and lower profile.
- Extra 3/8" width and height than Standard size plates.
- Available in Ivory, White, Brown, Gray, Black and Light Almond; and three metallic finishes – Dark Bronze, Nickel, and Graphite.

Thermoset Plastic Wall Plates

- Molded of non-combustible mar-proof material.
- Available in "SP" series in Standard, Junior-Jumbo, and Jumbo sizes.
- Seven standard colors available – Ivory, White, Brown, Gray, Black, Red, and Light Almond.
- Individually wrapped with color-matching screws.
- Resistant to discoloration, grease, oil, solvent and moisture.
- Nominal thickness, .070"

TradeMaster® Thermoplastic Wall Plates

- Molded of rugged, practically indestructible self-extinguishing nylon. ("TP" series only)
- Available in "TP" series, extra 3/16" width and height than Standard size plates; and "TPJ" series, extra 3/16" width and height than Junior-Jumbo size plates.
- Available in Ivory, White, Brown, Gray, Black, Blue, Orange, Red, and Light Almond.
- Preferred for hospital, industrial, institutional, and other high-abuse applications.
- Nominal thickness, .070"

Metal Wall Plates

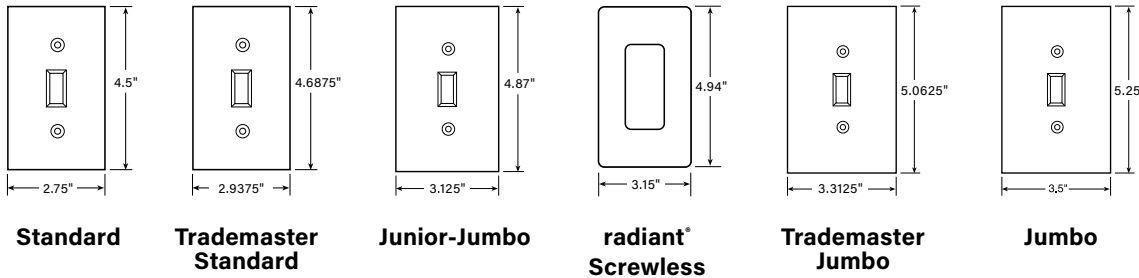
- Constructed of corrosion-resistant stainless steel, brass, aluminum, chrome, brushed bronze or galvanized steel.
- Standard, Jumbo and Tandem size plates available, as well as special Panel size plates up to 5-gangs high and 10-gangs wide.
- Packaged in protective film, with finish-matching screws.
- Variety of special plated finishes. Paintable to match plastic plates.
- Can be silk-screened or engraved, and custom punched with over 300 opening styles.

Materials

- Type 302/304 Stainless Steel, non-magnetic, .032" nominal thickness, brushed finish. This alloy contains 18% chromium and 8% nickel for superior resistance to corrosion. Recommended for use in food processing plants, dairies, chemical plants, and other industrial, institutional, and commercial applications where corrosive atmospheres exist.
- Type 430 Stainless Steel, magnetic, .032" nominal thickness, brushed finish. Less corrosion-resistant than Type 302/304, but ideal for general service in high abuse applications in industrial plants, commercial, and institutional buildings.
- Chrome and Polished Brass, .040" thick. 70% copper, 30% zinc alloy gives warm, appealing finish to modern decor as well as retrofit applications. Lacquered to prevent corrosion.
- Aluminum, .040" thick. Lustrous satin finish. Lacquered to prevent corrosion.
- Galvanized Steel. Used only for Handy Box Plates.
- Brushed Bronze, .040" thick. 90% copper, 10% zinc. Lacquered to prevent corrosion.

WALL PLATES

Dimensions



Standard Size Wall Plates

- Standard size wall plates for all applications.
- Best fit for surface mount boxes.
- Available in plastic and metal only.

Dimensions

1 gang	2.75" x 4.5"
2 gang	4.56" x 4.5"
3 gang	6.375" x 4.5"
4 gang	8.125" x 4.5"
5 gang	10" x 4.5"
6 gang	11.812" x 4.5"
7 gang	13.62" x 4.5"
8 gang	15.44" x 4.5"

TradeMaster® Wall Plates

- Extra 3/16" width and height than Standard size wall plates.
- Provide better sheet rock coverage with standard size appearance.
- Available in unbreakable nylon 6 construction only.
- Screws pre-installed in the duplex, toggle and decorator-style single gang plates.

Dimensions

1 gang	2.9375" x 4.6875"
2 gang	4.75" x 4.6875"
3 gang	6.563" x 4.6875"
4 gang	8.375" x 4.6875"
5 gang	10.188" x 4.6875"
6 gang	12" x 4.6875"

radiant® Screwless Polycarbonate Wall Plates

- Available in decorator-style openings.
- Extra 3/8" width and height than Standard size wall plates.
- Provide better sheet rock coverage with standard size appearance.
- Molded of .065" thick polycarbonate.
- 1-piece plastic subplate.
- Available in 3 metallic finishes and 6 standard colors.

Wall Plate Dimensions

1 gang	3.15" x 4.94"
2 gang	4.96" x 4.94"
3 gang	6.77" x 4.94"
4 gang	8.59" x 4.94"
5 gang	10.40" x 4.94"
6 gang	12.21" x 4.94"

Subplate Dimensions

1 gang	1.81" x 4.78" x .15"
2 gang	3.62" x 4.78" x .15"
3 gang	5.44" x 4.78" x .15"
4 gang	7.25" x 4.78" x .15"
5 gang	9.06" x 4.78" x .15"
6 gang	10.87" x 4.78" x .15"

Junior-Jumbo Wall Plates

- Extra 3/8" width and height than Standard size wall plates.
- Additional coverage for sheet rock gaps.
- Available in plastic and metal only.

Dimensions

1 gang	3.125" x 4.87"
2 gang	4.93" x 4.87"
3 gang	6.75" x 4.87"
4 gang	8.56" x 4.87"

TradeMaster® Jumbo Wall Plates

- Extra 3/16" width and height than Junior-Jumbo size wall plates.
- Provide additional coverage for sheet rock gaps, matching the appearance of the TradeMaster Plates.
- Available in unbreakable nylon 6 construction only.
- Screws pre-installed in the duplex, toggle and decorator-style single gang plates.

Dimensions

1 gang	3.3125" x 5.0625"
2 gang	5.125" x 5.0625"
3 gang	6.9375" x 5.0625"
4 gang	8.75" x 5.0625"

Jumbo Wall Plates

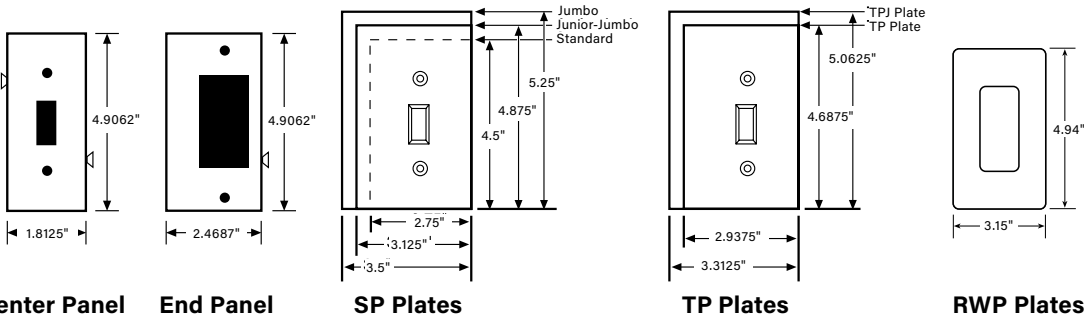
- Extra 3/4" width and height than Standard size wall plates.
- Largest size wall plates to cover larger wall damage.
- Available in plastic and metal only.

Dimensions

1 gang	3.5" x 5.25"
2 gang	5.31" x 5.25"
3 gang	7.12" x 5.25"
4 gang	8.93" x 5.25"

WALL PLATES

Dimensions



Center Panel

End Panel

SP Plates

TP Plates

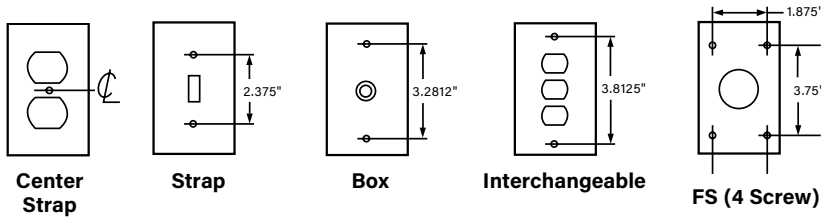
RWP Plates

Sectional Wall Plates

End and center panels with each of five most-used configurations make it possible to improvise custom wall plates on the job. Panels lock securely together on installation. Blank sections furnished with mounting strap.

Wall Plate Mountings

Illustrated are the five standard methods of plate mounting. There are many other non-standard methods which depend upon the special device used. Exact mounting hole specifications for every device appear in the Selector Guide.



Center Strap

Strap

Box

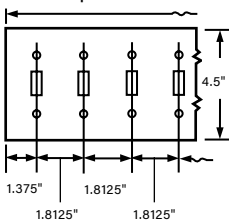
Interchangeable

FS (4 Screw)

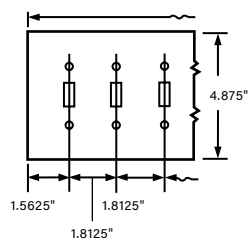
Wall Plate Sizes

Standard Size

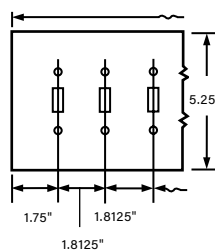
Available in plastic and metal



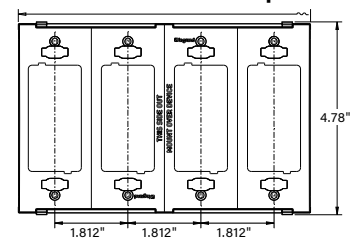
Junior-Jumbo



Jumbo



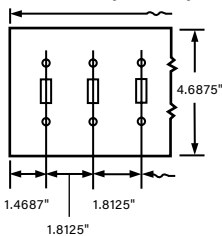
radiant® Screwless Wall Plate Plastic Subplate



For radiant Screwless (RWP) Wall Plate dimensions refer to page 492.

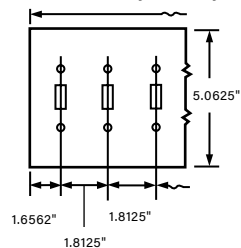
TradeMaster® Size

Available in nylon only



TradeMaster Jumbo

Available in nylon only



WALL PLATES

Style Selector Guide Custom Metal Wall Plates

<p>STYLE 1</p> <p>TOGGLE SWITCH #1 Standard Plate page 493</p>	<p>STYLE 2</p> <p>TOGGLE SWITCH #1 Standard Plate page 493</p>	<p>STYLE 3</p> <p>TOGGLE SWITCH #1 Standard Plate page 493</p>	<p>STYLE 4</p> <p>TOGGLE SWITCH #1 Standard Plate page 493</p>
<p>STYLE 5</p> <p>SINGLE OUTLET #7 Standard Plate page 498</p>	<p>STYLE 7</p> <p>SINGLE OUTLET #7 Standard Plate page 498</p>	<p>STYLE 8</p> <p>DUPLEX OUTLET #8 Standard Plate page 494</p>	<p>STYLE 9</p> <p>BIPLEX/TRIPLEX</p>
<p>STYLE 10</p> <p>PUSH BUTTON</p>	<p>STYLE 11</p> <p>TELEPHONE, BOX MTD. #11 Standard Plate page 522</p>	<p>STYLE 12</p> <p>TELEPHONE, STRAP MTD. with #340 Yoke #12 Standard Plate page 522</p>	<p>STYLE 13</p> <p>BLANK, BOX MTD. #13 Standard Plate page 496</p>
<p>STYLE 14</p> <p>BLANK, STRAP MTD. with #340 Yoke #14 Standard Plate page 497</p>	<p>STYLE 16</p> <p>SINGLE OUTLET FOR 1600 SERIES</p>	<p>STYLE 17</p> <p>SINGLE RECEPTACLE FOR 1600 SERIES CENTERED 2 GANG</p>	<p>STYLE 18</p> <p>TOGGLE SWITCH CENTERED 2 GANG #740 Standard Plate page 505</p>

All wall plate dimensions shown above are in inches.

WALL PLATES

Style Selector Guide Custom Metal Wall Plates

<p>STYLE 19</p> <p>SINGLE OUTLET CENTERED 2 GANG</p>	<p>STYLE 20</p> <p>DUPLEX OUTLET CENTERED 2 GANG</p> <p>#748 Standard Plate page 505</p>	<p>STYLE 21</p> <p>BIPHLEX/TRIPLEX CENTERED 2 GANG</p>	<p>STYLE 22</p> <p>DECORATOR-STYLE/GFCI CENTERED 2 GANG</p> <p>#746 Standard Plate page 505</p>
<p>STYLE 23</p> <p>BLANK, BOX MTD.</p> <p>#23 Standard Plate page 496</p>	<p>STYLE 24</p> <p>BLANK, STRAP MTD.</p> <p>with 2 #340 Yokes</p> <p>#24 Standard Plate page 497</p>	<p>STYLE 25</p> <p>TELEPHONE JACK OUTLET</p> <p>NOTE: Special Plate Mounting</p>	<p>STYLE 26</p> <p>DECORATOR-STYLE/GFCI</p> <p>#26 Standard Plate page 495</p>
<p>STYLE 27</p> <p>ONE DESPARD® INTERCHANGEABLE</p> <p>with #348 Strap</p> <p>Standard Plate page 504</p> <p>STYLE 27A — BOX MTD.</p>	<p>STYLE 28</p> <p>TWO DESPARD® INTERCHANGEABLE</p> <p>with #348 Straps</p> <p>Standard Plate page 504</p> <p>STYLE 29 — BOX MTD.</p>	<p>STYLE 30</p> <p>THREE DESPARD® INTERCHANGEABLE</p> <p>with #348 Straps</p> <p>Standard Plate page 504</p> <p>STYLE 31 — BOX MTD.</p>	<p>STYLE 32</p> <p>ONE VERTICAL DESPARD® INTERCHANGEABLE</p> <p>with #347 Strap</p> <p>Standard Plate page 504</p>
<p>STYLE 33</p> <p>BLANK, BOX MTD.</p>	<p>STYLE 36</p> <p>BLANK, STRAP MTD.</p>	<p>STYLE 37</p> <p>DUPLEX OUTLET CENTERED 2 GANG</p>	<p>STYLE 38</p> <p>SINGLE OUTLET CENTERED 2 GANG</p>

All wall plate dimensions shown above are in inches.

WALL PLATES

Style Selector Guide Custom Metal Wall Plates

<p>STYLE 40</p> <p>C'SK FOR 6-32x1/2 OVAL HD. SCREW 2 PLACES</p> <p>1/4 DIA. HOLE 28 PLACES</p>	<p>STYLE 41</p> <p>C'SK FOR 6-32x1/2 OVAL HD. SCREW 2 PLACES</p> <p>1/4 DIA. HOLE 28 PLACES</p>	<p>STYLE 42</p> <p>C'SK FOR 6-32x1/2 OVAL HD. SCREW 4 PLACES</p> <p>1/4 DIA. HOLE 28 PLACES</p>	<p>STYLE 43</p> <p>1/8 DIA. HOLE</p> <p>C'SK FOR 6-32x1/2 OVAL HD. SCREW 2 PLACES</p> <p>1/4 DIA. HOLE 28 PLACES</p>
<p>STYLE 44</p> <p>C'SK FOR 6-32x1/2 OVAL HD. SCREW 2 PLACES</p> <p>1/4 DIA. HOLE 28 PLACES</p> <p>1/8 DIA. HOLE</p>	<p>STYLE 45</p> <p>1/8 DIA. HOLE</p> <p>C'SK FOR 6-32x1/2 OVAL HD. SCREW 4 PLACES</p> <p>1/4 DIA. HOLE 2 PLACES</p>	<p>STYLE 46</p> <p>C'SK FOR 6-32x1/2 OVAL HD. SCREW 2 PLACES</p>	<p>STYLE 47</p> <p>5/32 R. TYP.</p> <p>1/8 DIA. HOLE 2 PLACES</p>
<p>STYLE 48</p> <p>NUMERALS</p> <p>20 TYP.</p> <p>C'SK FOR 6-32x5/16 OVAL HD. SCREW 2 PLACES</p> <p>1/16 DIA. HOLE</p> <p>NOTE: Engraving Extra at Standard Price per Character</p>	<p>STYLE 49</p> <p>C'SK FOR 6-32x5/16 OVAL HD. SCREW 2 PLACES</p> <p>STYLE 49A – Vertical Opening STYLE 50 – 2 Openings 1 Gang STYLE 51 – 3 Openings 1 Gang STYLE 52 – 4 Openings 1 Gang</p>	<p>STYLE 55</p> <p>3/8 DIA. HOLE</p> <p>C'SK FOR 6-32x1/2 OVAL HD. SCREW 2 PLACES</p> <p>with #340 Yoke STYLE 56 – BOX MTD.</p>	<p>STYLE 57</p> <p>C'SK FOR 6-32x1/2 OVAL HD. SCREW 2 PLACES</p> <p>1/2 DIA. HOLE</p> <p>with #340 Yoke STYLE 58 – BOX MTD.</p>
<p>STYLE 59</p> <p>C'SK FOR 6-32x1/2 OVAL HD. SCREW 2 PLACES</p> <p>5/8 DIA. HOLE</p> <p>with #340 Yoke STYLE 60 – BOX MTD. STYLE 61 – DESP. INTCH. MTD.</p>	<p>STYLE 62</p> <p>C'SK FOR 6-32x1/2 OVAL HD. SCREW 2 PLACES</p> <p>1/16 DIA. HOLE</p> <p>STYLE 63 – BOX MTD.</p>	<p>STYLE 64</p> <p>3/8 DIA. HOLE</p> <p>C'SK FOR 6-32x1/2 OVAL HD. SCREW 2 PLACES</p> <p>STYLE 65 – BOX MTD.</p>	<p>STYLE 66</p> <p>7/8 DIA. HOLE</p> <p>C'SK FOR 6-32x1/2 OVAL HD. SCREW 2 PLACES</p> <p>STYLE 67 – BOX MTD.</p>

All wall plate dimensions shown above are in inches.

WALL PLATES

Style Selector Guide Custom Metal Wall Plates

<p>STYLE 68</p> <p>STYLE 69 — BOX MTD. STYLE 70 — DESP. INTCH. MTD.</p>	<p>STYLE 71</p> <p>STYLE 72 — BOX MTD.</p>	<p>STYLE 73</p> <p>STYLE 74 — BOX MTD.</p>	<p>STYLE 75</p> <p>Clearance for 11/8" Device STYLE 76 — BOX MTD.</p>
<p>STYLE 77</p> <p>STYLE 78 — BOX MTD. STYLE 79 — DESP. INTCH. MTD.</p>	<p>STYLE 80</p> <p>STYLE 81 — BOX MTD. STYLE 82 — DESP. INTCH. MTD.</p>	<p>STYLE 83</p> <p>STYLE 84 — BOX MTD. STYLE 85 — DESP. INTCH. MTD.</p>	<p>STYLE 86</p> <p>STYLE 87 — BOX MTD. STYLE 88 — DESP. INTCH. MTD.</p>
<p>STYLE 89</p> <p>STYLE 90 — BOX MTD.</p>	<p>STYLE 91</p> <p>POWER OUTLET #720 Standard Plate page 498</p>	<p>STYLE 92</p> <p>STYLE 93 — DESP. INTCH. MTD.</p>	<p>STYLE 94</p> <p>STYLE 95 — BOX MTD. STYLE 96 — DESP. INTCH. MTD.</p>
<p>STYLE 97</p>	<p>STYLE 98</p> <p>POWER OUTLET #723 Standard Plate page 498</p>	<p>STYLE 99</p>	<p>STYLE 100</p> <p>with 2 # 340 Yokes STYLE 101 — BOX MTD.</p>

All wall plate dimensions shown above are in inches.

WALL PLATES

Style Selector Guide Custom Metal Wall Plates

<p>STYLE 136</p> <p>C'SK FOR 6-32x1/2 OVAL HD. SCREW 2 PLACES</p> <p>RAZOR BLADES with #340 Yoke</p>	<p>STYLE 137</p> <p>C'SK FOR 6-32x1/2 OVAL HD. SCREW 2 PLACES</p> <p>RAZOR BLADES, BOX MTD. STYLE 137B — HORIZONTAL RAZOR BLADE, BOX MTD.</p>	<p>STYLE 138</p> <p>C'SK FOR 6-32x1/2 OVAL HD. SCREW 2 PLACES</p> <p>1 7/32 DIA. HOLE</p> <p>STYLE 139 — BOX MTD. STYLE 140 — DESP. INTCH. MTD.</p>	<p>STYLE 141</p> <p>C'SK FOR 6-32x1/2 OVAL HD. SCREW 2 PLACES</p>
<p>STYLE 142</p> <p>170 DIA. HOLE 4 PLACES</p>	<p>STYLE 143</p> <p>C'SK FOR 6-32x1/2 OVAL HD. SCREW 2 PLACES</p> <p>4 1/2 R. TYP.</p>	<p>STYLE 144</p> <p>C'SK FOR 6-32x1/2 OVAL HD. SCREW 2 PLACES</p> <p>4 1/2 R. TYP.</p> <p>STYLE 145 — 3 OPENINGS STYLE 146 — 4 OPENINGS STYLE 147 — MASTER CONTROL</p>	<p>STYLE 149</p>
<p>STYLE 150</p> <p>C'SK FOR 6-32x5/16 OVAL HD. SCREW 2 PLACES</p> <p>DES. INTCH. MTD.</p>	<p>STYLE 152</p> <p>Removable 1 3/32" I.D. grommet in 1 7/32" hole.</p> <p>VINYL GROMMET 1 REQ'D.</p> <p>C'SK FOR 6-32x1/2 OVAL HD. SCREW 2 PLACES</p> <p>TELEPHONE OUTLET CENTERED 2 GANG, with #340 Yoke STYLE 151 — BOX MTD. #741, 742 Standard Plate page 524</p>	<p>STYLE 155</p> <p>C'SK FOR 6-32x1/2 OVAL HD. SCREW 2 PLACES</p> <p>2 5/32 DIA.</p> <p>POWER OUTLET #702 Standard Plate page 499</p>	<p>STYLE 156</p> <p>C'SK FOR 6-32x1/2 OVAL HD. SCREW 4 PLACES</p> <p>POWER OUTLET #703 Standard Plate page 499</p>
<p>STYLE 160</p> <p>C'SK FOR 6-32x1/2 OVAL HD. SCREW 3 PLACES</p> <p>1 1/16 R. TYP.</p> <p>2 3/32 DIA.</p> <p>60°</p> <p>2 3/8</p> <p>1 1/16</p> <p>1 19/32</p>	<p>STYLE 162</p> <p>C'SK FOR 6-32x1/2 OVAL HD. SCREW 2 PLACES</p> <p>STYLE 176 — STRAP MTD. with #340 Yoke #743 Standard Plate page 505</p>	<p>STYLE 163</p> <p>C'SK FOR 6-32x1/2 OVAL HD. SCREW 2 PLACES</p> <p>1 1/8 DIA.</p> <p>POWER OUTLET #721 Standard Plate page 498</p>	<p>STYLE 165</p> <p>C'SK FOR 6-32x1/2 OVAL HD. SCREW 2 PLACES</p> <p>2 5/32 DIA.</p> <p>POWER OUTLET #724 Standard Plate page 498</p>

All wall plate dimensions shown above are in inches.

WALL PLATES

Style Selector Guide Custom Metal Wall Plates

<p>STYLE 166</p> <p>CSK FOR 6-32x5/16 OVAL HD. SCREW 2 PLACES</p>	<p>STYLE 169</p> <p>CSK FOR 6-32x1/2 OVAL HD. SCREW 2 PLACES</p> <p>LOUVER #760 Standard Plate page 506</p>	<p>STYLE 171</p> <p>CSK FOR 6-32x1/2 OVAL HD. SCREW 2 PLACES</p> <p>POWER OUTLET #710 Standard Plate page 499</p>	<p>STYLE 172</p> <p>CSK FOR 6-32x1/2 OVAL HD. SCREW 4 PLACES</p> <p>3 GANG PLATE</p>
<p>STYLE 177</p> <p>CSK FOR 6-32x5/16 OVAL HD. SCREW 2 PLACES</p> <p>STYLE 178 Touch Plate 50-2, 2 Openings STYLE 179 Touch Plate 50-3, 3 Openings Box Mtd.</p>	<p>STYLE 180</p> <p>CSK FOR 6-32x1/2 OVAL HD. SCREW 2 PLACES</p>	<p>STYLE 181</p> <p>CSK FOR 6-32x1/2 OVAL HD. SCREW 4 PLACES</p>	<p>STYLE 182</p> <p>CSK FOR 6-32x1/2 OVAL HD. SCREW 2 PLACES</p>
<p>STYLE 183</p> <p>CSK FOR 6-32x1/2 OVAL HD. SCREW 1 PLACE</p>	<p>STYLE 185</p> <p>CSK FOR 6-32x1/2 OVAL HD. SCREW 2 PLACES</p>	<p>STYLE 187</p> <p>CSK FOR 6-32x1/2 OVAL HD. SCREW 2 PLACES</p>	<p>STYLE 188</p> <p>CSK FOR 6-32x1/2 OVAL HD. SCREW 2 PLACES</p>
<p>STYLE 189</p> <p>CSK FOR 6-32x1/2 OVAL HD. SCREW 2 PLACES</p> <p>STYLE 190 — BOX MTD.</p>	<p>STYLE 191</p> <p>CSK FOR 6-32x1/2 OVAL HD. SCREW 2 PLACES</p> <p>STYLE 192 — BOX MTD. STYLE 193 — DESP. INTCH. MTD.</p>	<p>STYLE 194</p> <p>CSK FOR 6-32x1/2 OVAL HD. SCREW 2 PLACES</p> <p>POWER OUTLET #725 Standard Plate page 498 STYLE 195 — BOX MTD. STYLE 196 — DESP. INTCH. MTD.</p>	<p>STYLE 199</p> <p>CSK FOR 6-32x1/2 OVAL HD. SCREW 2 PLACES</p>

All wall plate dimensions shown above are in inches.

WALL PLATES

Style Selector Guide Custom Metal Wall Plates

<p>STYLE 200</p> <p>C'SK FOR 6-32x1/2 OVAL HD. SCREW 2 PLACES</p> <p>1/16" R. TYP.</p> <p>1/2" R. TYP.</p>	<p>STYLE 206</p> <p>471 DIA.</p> <p>C'SK FOR 6-32x1/2 OVAL HD. SCREW 2 PLACES</p> <p>with #340 Yoke STYLE 207 — BOX MTD.</p>	<p>STYLE 210</p> <p>C'SK FOR 6-32x1/2 OVAL HD. SCREW 2 PLACES</p> <p>140 DIA. HOLE 2 PLACES</p> <p>3/16" R. TYP.</p>	<p>STYLE 211</p> <p>C'SK FOR 6-32x1/2 OVAL HD. SCREW</p> <p>C'SK FOR 8-32x1/2 OVAL HD. SCREW 2 PLACES</p> <p>4-S Box Mtd. Plate available in any Standard 1 Gang Opening (Style 8 Shown)</p>
<p>STYLE 213</p> <p>C'SK FOR 6-32x1/2 OVAL HD. SCREW 2 PLACES</p> <p>405 DIA. HOLE</p>	<p>STYLE 214</p> <p>C'SK FOR 6-32x1/2 OVAL HD. SCREW 2 PLACES</p> <p>with #340 Yoke</p>	<p>STYLE 215</p> <p>1/2" R. 2 PLACES</p> <p>C'SK FOR 6-32x5/16 OVAL HD. SCREW 2 PLACES</p> <p>STYLE 215A — 1 HOLE CENTERED</p>	<p>STYLE 216</p> <p>140 DIA. HOLE 2 PLACES</p> <p>C'SK FOR 6-32x1/2 OVAL HD. SCREW 2 PLACES</p>
<p>STYLE 217</p> <p>152 DIA. HOLE 2 PLACES</p> <p>C'SK FOR 6-32x1/2 OVAL HD. SCREW 2 PLACES</p>	<p>STYLE 218</p> <p>1.52 DIA. TYP.</p> <p>C'SK FOR 6-32x1/2 OVAL HD. SCREW 2 PLACES</p>	<p>STYLE 219</p> <p>3/32" R. TYP.</p> <p>152 DIA. HOLE 2 PLACES</p> <p>C'SK FOR 6-32x1/2 OVAL HD. SCREW 2 PLACES</p>	<p>STYLE 220</p> <p>152 DIA. HOLE 2 PLACES</p> <p>C'SK FOR 6-32x1/2 OVAL HD. SCREW 2 PLACES</p>
<p>STYLE 221</p> <p>152 DIA. TYP.</p> <p>C'SK FOR 6-32x1/2 OVAL HD. SCREW 2 PLACES</p>	<p>STYLE 222</p> <p>152 DIA. HOLE</p> <p>C'SK FOR 6-32x1/2 OVAL HD. SCREW 2 PLACES</p>	<p>STYLE 223</p> <p>152 DIA. HOLE 2 PLACES</p> <p>C'SK FOR 6-32x1/2 OVAL HD. SCREW 2 PLACES</p>	<p>STYLE 224</p> <p>C'SK FOR 6-32x1/2 OVAL HD. SCREW 2 PLACES</p> <p>152 DIA. HOLE 4 PLACES</p>

All wall plate dimensions shown above are in inches.

WALL PLATES

Style Selector Guide Custom Metal Wall Plates

<p>STYLE 225</p> <p>152 DIA. HOLE TYP. - 4 PLACES</p> <p>C'SK FOR 6-32x1/2 OVAL HD. SCREW 2 PLACES</p>	<p>STYLE 226</p> <p>152 DIA. HOLE 4 PLACES</p> <p>C'SK FOR 6-32x1/2 OVAL HD. SCREW 2 PLACES</p>	<p>STYLE 227</p> <p>41/64 DIA. HOLE</p> <p>C'SK FOR 6-32x1/2 OVAL HD. SCREW 2 PLACES</p>	<p>STYLE 228</p> <p>C'SK FOR 6-32x1/2 OVAL HD. SCREW 2 PLACES</p> <p>41/64 DIA. HOLE 2 PLACES</p>
<p>STYLE 229</p> <p>C'SK FOR 6-32x1/2 OVAL HD. SCREW 4 PLACES</p> <p>1 13/32 DIA. HOLE</p>	<p>STYLE 230</p> <p>C'SK FOR 6-32x1/2 OVAL HD. SCREW 2 PLACES</p> <p>140 DIA. HOLE 2 PLACES</p>	<p>STYLE 232</p> <p>1.555 DIA. HOLE</p> <p>5/32 DIA. HOLE 2 PLACES</p> <p>C'SK FOR 6-32x1/2 OVAL HD. SCREW 2 PLACES</p>	<p>STYLE 233</p> <p>1/8 DIA. TYP.</p> <p>1/2 DIA.</p> <p>1 DIA.</p> <p>C'SK FOR 6-32x1/2 OVAL HD. SCREW 2 PLACES</p> <p>STYLE 233A — EXTRA CIRCLE OF HOLES (31 HOLES)</p>
<p>STYLE 235</p> <p>C'SK FOR 6-32x1/2 OVAL HD. SCREW 2 PLACES</p> <p>1 13/64 DIA.</p>	<p>STYLE 236</p> <p>C'SK FOR 6-32x1/2 OVAL HD. SCREW 2 PLACES</p>	<p>STYLE 237</p> <p>17/32 DIA. HOLE</p> <p>1/8 DIA. 5 HOLES</p> <p>9/16 DIA.</p> <p>C'SK FOR 6-32x1/2 OVAL HD. SCREW 2 PLACES</p> <p>with #340 Yoke</p> <p>STYLE 238 — BOX MTD.</p>	<p>STYLE 239</p> <p>C'SK FOR 6-32x1/2 OVAL HD. SCREW 2 PLACES</p> <p>476 DIA</p>
<p>STYLE 240</p> <p>1 1/4 DIA. HOLE</p> <p>C'SK FOR 6-32x1/2 OVAL HD. SCREW 2 PLACES</p>	<p>STYLE 241</p> <p>C'SK FOR 6-32x1/2 OVAL HD. SCREW 2 PLACES</p> <p>140 DIA.</p> <p>1 13/64 DIA.</p>	<p>STYLE 242</p> <p>C'SK FOR 6-32x1/2 OVAL HD. SCREW 2 PLACES</p> <p>140 DIA. HOLE</p> <p>1 7/32 DIA. HOLE</p>	<p>STYLE 243</p> <p>C'SK FOR 6-32x1/2 OVAL HD. SCREW 2 PLACES</p> <p>1 13/64 DIA. HOLE</p>

All wall plate dimensions shown above are in inches.

WALL PLATES

Style Selector Guide Custom Metal Wall Plates

<p>STYLE 244</p>	<p>STYLE 245</p>	<p>STYLE 246</p>	<p>STYLE 247</p>
<p>STYLE 248</p>	<p>STYLE 252</p> <p>with Hospital Cord Eyelet</p>	<p>STYLE 257</p>	<p>STYLE 258</p>
<p>STYLE 259</p>	<p>STYLE 260</p>	<p>STYLE 261</p>	<p>STYLE 262</p> <p>STYLE 262A HORIZONTAL OPENING, BOX MTD.</p>
<p>STYLE 267</p>	<p>STYLE 269</p>	<p>STYLE 270</p> <p>F.S. BOX MTD.</p>	<p>STYLE 271</p>

All wall plate dimensions shown above are in inches.

WALL PLATES

Style Selector Guide Custom Metal Wall Plates

<p>STYLE 292</p> <p>1 5/16 DIA. 390 195 C'SK FOR 6-32 x 1/2 OVAL HD SCREW 2 PLACES 4 1/2 3 3/32 55/64 1 1/4 1 1/4 2 1/4 1.150 575 120 DIA. TYP.</p>	<p>STYLE 293</p> <p>4 9/16 2 9/32 4 1/2 1 3/16 2 3/8 2 1/4 29/32 1 13/16 C'SK FOR #6-32 x 1/2 OVAL HD SCREW 4 PLACES 2 9/32 DIA. HOLE</p> <p>POWER OUTLET for 30, 50, 60A. Receptacle #716 Standard Plate page 499</p>	<p>STYLE 295</p> <p>.400 1.852 1.600 3.281 10° .125 R. 2 PLCS. C'SK FOR #6-32 x 1/2 OVAL HEAD SCREW 2 PLACES 120 DIA. HOLE 2 PLACES</p> <p>FOR RS-232 COMPUTER JACK #791 Standard Plate page 524</p>	<p>STYLE 295A</p> <p>.400 1.852 1.600 3.281 10° .070 R. 4 PLCS. C'SK FOR 6-32 x 1/2 OVAL HEAD SCREW 2 PLACES .080 R. 4 PLCS. 120 DIA. HOLE 4 PLACES</p> <p>FOR RS-232 COMPUTER JACKS #792 Standard Plate page 524</p>
<p>STYLE 296</p> <p>333 1.852 1.540 3.281 10° .070 R. 2 PLCS. .080 R. 2 PLCS. C'SK FOR #6-32 x 1/2 OVAL HEAD SCREW 2 PLACES 120 DIA. HOLE 2 PLACES</p>	<p>STYLE 296A</p> <p>333 1.852 1.540 3.281 (REF.) 10° 140 R. 4 PLACES .125 R. 4 PLACES C'SK FOR #6-32 x 1/2 OVAL HEAD SCREW 2 PLACES 120 DIA. HOLE 4 PLACES</p>	<p>STYLE 297</p> <p>2.750 1.375 4.500 3.281 1.641 2.250 1.044 522 3.95 DIA. HOLE 2 PLACES C'SK FOR 6-32 x 1/2 LONG OVAL HD. SCREW 2 PLACES</p>	<p>STYLE 298</p> <p>2.750 1.375 1.756 378 4.500 2.375 1.187 2.250 594 1.187 C'SK FOR 6-32 x 1/2 OVAL HEAD SCREW 2 PLACES</p>
<p>STYLE 299</p> <p>2.750 1.375 905 453 4.500 2.375 1.187 2.250 756 378 C'SK FOR 6-32 x 1/2 OVAL HEAD SCREW 2 PLACES</p>	<p>STYLE 300</p> <p>4.500 2.250 1.812 906 4.500 2.375 1.187 2.250 756 378 C'SK FOR 6-32 x 1/2 OVAL HEAD SCREW 4 PLACES</p>	<p>STYLE 301</p> <p>4.500 2.250 2.718 1.359 906 453 2.375 1.187 1.187 594 906 1.812 378 756 C'SK FOR 6-32 x 1/2 OVAL HEAD SCREW 4 PLACES</p>	<p>STYLE 302</p> <p>2.750 1.375 4.500 2.375 1.187 2.250 906 DIA. HOLE C'SK FOR 6-32 x 1/2 OVAL HEAD SCREW 2 PLACES</p> <p>SS-717 for PS20AC1KL Switch</p>
<p>STYLE 303</p> <p>2.750 1.375 1.875 937 4.500 2.250 1.25 DIA. HOLE C'SK FOR 6-32 x 1/2 OVAL HEAD SCREW 2 PLACES</p>	<p>STYLE 305</p> <p>2.750 1.375 1.265 633 4.500 3.281 2.250 1.641 375 750 C'SK FOR 6-32 x 1/2 OVAL HEAD SCREW 2 PLACES</p>	<p>STYLE 306</p> <p>2.750 1.375 1.265 633 375 TYP. 750 TYP. 1.795 898 4.500 3.281 2.250 1.641 C'SK FOR 6-32 x 1/2 OVAL HEAD SCREW 2 PLACES</p>	<p>STYLE 307</p> <p>2.750 1.375 1.265 633 4.500 3.281 2.250 1.641 750 TYP. 1.898 375 TYP. C'SK FOR 6-32 x 1/2 OVAL HEAD SCREW 2 PLACES</p>

All wall plate dimensions shown above are in inches.

WALL PLATES

Style Selector Guide Custom Metal Wall Plates



<p>STYLE 308</p> <p>TELEPHONE JACK</p>	<p>STYLE 309</p> <p>TELEPHONE JACK</p>	<p>STYLE 310</p> <p>AMP ELECTRONIC CONNECTOR</p>	<p>STYLE 311</p> <p>COAXIAL ELECTRONIC CONNECTOR</p>
<p>STYLE 312</p> <p>COAXIAL ELECTRONIC CONNECTOR</p>	<p>STYLE 313</p> <p>COAXIAL ELECTRONIC CONNECTOR</p>	<p>STYLE 314</p> <p>LAN PORT</p>	<p>STYLE 315</p> <p>LAN PORT</p>
<p>STYLE 315A</p> <p>LAN PORT</p>	<p>STYLE 315B</p> <p>LAN PORT</p>		

All wall plate dimensions shown above are in inches.

DEVICES & WALL PLATES

Color Selection Chart

Devices & Plastic Wall Plate Colors



See specific device and wall plate catalog charts for particular color availabilities.


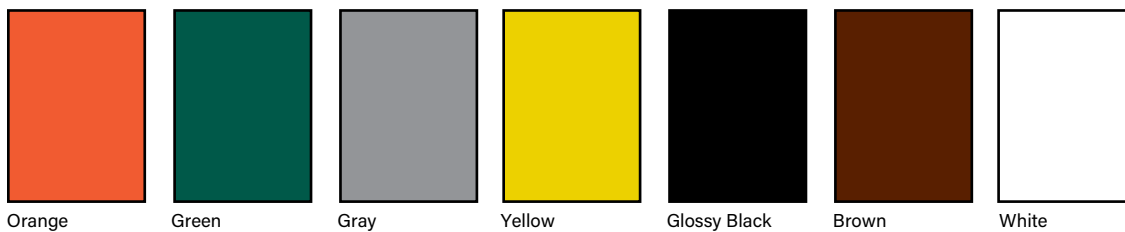
Metal Wall Plates

Metal Finish



Custom Metal Wall Plates Paint Finish Colors

Paint Color



To order custom metal wall plates, see pages 513 -515.

For additional colors consult factory.

Improving
Lives

©2023 Legrand. All Rights Reserved. CAT 3635 - 02/23



ELECTRICAL WIRING SYSTEMS

60 Woodlawn Street
West Hartford, CT 06110
1.877.BY.LEGRAND (295.3472)
www.legrand.us