

## GUA Series Conduit Outlet Boxes for Hazardous Locations

### Description:

Plasti-Bond REDH<sub>2</sub>OT GUA series conduit outlet boxes are installed in hazardous location conduit systems to serve as pull and splice boxes, to change the direction of a conduit run, to connect runs of conduit, or to provide access to conductors. They are provided with covers as standard. Inquire about special covers to allow use to mount lighting fixtures or as sealing fittings. Electrical continuity of the conduit system is maintained across assembled joints.

### Features:

- 40 mil gray PVC exterior coating
- 2 mil red urethane interior coating
- Trade sizes from 1/2" through 2" in various styles and configurations
- Sealing sleeves on all conduit openings
- Neoprene O-ring is standard
- Molded-in PVC seal preserves venting characteristics of fitting but seals out corrosives
- Standard material is a cast iron alloy body with a copper-free aluminum cover. Consult Factory for availability of cast iron covers
- Internal green grounding screw is standard



### Standards:

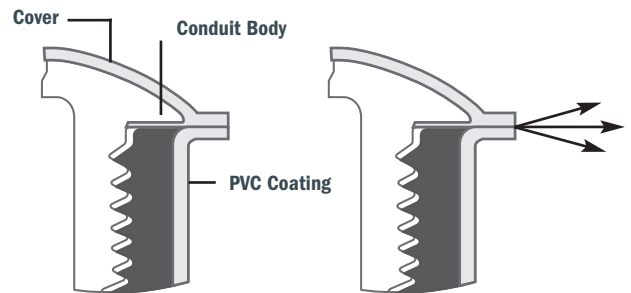
#### Steel and Aluminum

- UL 1203 (E495357)
- CSA C22.2 No. 30
- UL 514A, 514D (E231035)
- CSA C22.2 No. 18, CSA C22.2 No. 42
- NEC/CEC:
  - Class I, Division 1 & 2, Groups C, D
  - Class II, Division 1, Groups E, F, G
  - Class II, Division 2, Groups F, G
  - Class III
- ANSI Standard C-33.27
- NEMA/EEMAC 3,4

### GUA SERIES DIMENSIONS



Variables referenced to the technical data charts



An integral PVC gasket on GUA type fittings preserves the venting characteristics of the uncoated fitting but prevents corrosive liquids from entering from the outside.

### GUA SERIES CONFIGURATIONS



# GUA Series Outlet Boxes

## GUA Series – Technical Data

### GUA

PIPE SIZE	FERROUS CATALOG #	COVER OPENING	ALUMINUM CATALOG #	PRODUCT DIMENSIONS			
				A	B	C	D
1/2"	PRGUA14	2"	-	2.58	1.85	1.75	0.67
3/4"	PRGUA24	2"	-	2.58	2.04	2.00	0.79
1/2"	PRGUA16	3"	-	3.58	2.04	1.88	0.67
3/4"	PRGUA26	3"	PRGUA26SA	3.58	2.04	1.88	0.79
1"	PRGUA36	3"	-	3.58	2.35	2.19	0.92
1-1/4"	PRGUA47	3-5/8"	-	4.33	2.73	2.75	1.13
1-1/2"	PRGUA59	5"	-	5.83	3.85	3.75	1.32

### GUAC

PIPE SIZE	FERROUS CATALOG #	COVER OPENING	NOMINAL WEIGHT	ALUMINUM CATALOG #	PRODUCT DIMENSIONS			
					A	B	C	D
1/2"	PRGUAC14	2"	3.5	PRGUAC14SA	2.58	2.29	2.19	0.67
1/2"	PRGUAC16	3"	2.0	PRGUAC16SA	3.58	2.04	1.88	0.67
3/4"	PRGUAC24	2"	3.5	PRGUAC24SA	2.58	2.04	2.00	0.79
3/4"	PRGUAC26	3"	2.0	PRGUAC26SA	3.58	2.04	1.88	0.79
1"	PRGUAC36	3"	3.9	PRGUAC36SA	3.58	2.35	2.19	0.92
1-1/4"	PRGUAC47	3-5/8"	5.2	PRGUAC47SA	4.33	2.73	2.75	1.13
1-1/4"	PRGUAC49	5"	9.5	-	5.83	3.85	3.75	1.20
1-1/2"	PRGUAC59	5"	11.0	PRGUAC59SA	5.83	3.85	3.75	1.32
2"	PRGUAC69	5"	11.0	PRGUAC69SA	5.83	4.10	4.00	1.60

### GUAL

PIPE SIZE	FERROUS CATALOG #	COVER OPENING	NOMINAL WEIGHT	ALUMINUM CATALOG #	PRODUCT DIMENSIONS			
					A	B	C	D
1/2"	PRGUAL14	2"	2.0	PRGUAL14SA	2.58	1.85	1.75	0.67
1/2"	PRGUAL16	3"	2.1	PRGUAL16SA	3.58	2.04	1.88	0.67
3/4"	PRGUAL24	2"	3.2	PRGUAL24SA	2.58	2.04	2.00	0.79
3/4"	PRGUAL26	3"	2.5	PRGUAL26SA	3.58	2.04	1.88	0.79
1"	PRGUAL36	3"	3.7	PRGUAL36SA	3.58	2.35	2.19	0.92
1-1/4"	PRGUAL47	3-5/8"	5.2	PRGUAL47SA	4.33	2.73	2.75	1.13
1-1/4"	PRGUAL49	5"	8.5	PRGUAL49SA	5.83	3.85	3.75	1.20
1-1/2"	PRGUAL59	5"	11.2	PRGUAL59SA	5.83	3.85	3.75	1.32
2"	PRGUAL69	5"	12.5	PRGUAL69SA	5.83	4.10	4.00	1.60

### GUAN

PIPE SIZE	CATALOG #	COVER OPENING	NOMINAL WEIGHT	PRODUCT DIMENSIONS			
				A	B	C	D
1/2"	PRGUAN14	2"	2.0	2.58	2.17	2.06	0.67
1/2"	PRGUAN16	3"	3.8	3.58	2.04	1.88	0.67
3/4"	PRGUAN24	2"	2.5	2.58	2.35	2.25	0.79
3/4"	PRGUAN26	3"	3.5	3.58	2.04	1.88	0.79
1"	PRGUAN36	3"	3.0	3.58	2.35	2.38	0.92
1-1/4"	PRGUAN47	3-5/8"	5.2	4.33	2.73	2.75	1.13
1-1/2"	PRGUAN59	5"	9.5	5.83	4.10	4.00	1.32
2"	PRGUAN69	5"	12.0	5.83	4.10	4.00	1.60

### GUAW

PIPE SIZE	CATALOG #	COVER OPENING	NOMINAL WEIGHT	ALUMINUM CATALOG #	PRODUCT DIMENSIONS			
					A	B	C	D
1/2"	PRGUAW14	2"	2.0	-	2.58	1.85	1.75	0.67
1/2"	PRGUAW16	3"	2.0	-	3.58	2.04	1.88	0.67
3/4"	PRGUAW24	2"	3.0	-	2.58	2.04	2.00	0.79
3/4"	PRGUAW26	3"	3.0	PRGUAW26SA	3.58	2.04	1.88	0.79

### GUAB

PIPE SIZE	FERROUS CATALOG #	COVER OPENING	NOMINAL WEIGHT	ALUMINUM CATALOG #	PRODUCT DIMENSIONS			
					A	B	C	D
1/2"	PRGUAB14	2"	2.0	PRGUAB14SA	2.58	2.29	2.19	0.67
1/2"	PRGUAB16	3"	3.2	PRGUAB16SA	3.58	2.04	1.88	0.67
3/4"	PRGUAB24	2"	2.2	-	2.58	2.54	2.44	0.79
3/4"	PRGUAB26	3"	3.3	PRGUAB26SA	3.58	2.04	1.88	0.79
1"	PRGUAB36	3"	3.8	PRGUAB36SA	3.58	2.35	2.19	0.92
1-1/4"	PRGUAB47	3-5/8"	5.0	PRGUAB47SA	4.33	2.73	2.75	1.13
1-1/2"	PRGUAB59	5"	8.1	PRGUAB59SA	5.83	3.85	3.75	1.32
2"	PRGUAB69	5"	9.1	PRGUAB69SA	5.83	4.10	4.00	1.60

### GUAD

PIPE SIZE	CATALOG #	COVER OPENING	NOMINAL WEIGHT	ALUMINUM CATALOG #	PRODUCT DIMENSIONS			
					A	B	C	D
1/2"	PRGUAD14	2"	2.0	-	2.58	1.85	1.75	0.67
1/2"	PRGUAD16	3"	3.2	-	3.58	2.04	1.88	0.67
3/4"	PRGUAD24	2"	3.5	-	2.58	2.04	2.00	0.79
3/4"	PRGUAD26	3"	3.8	PRGUAD26SA	3.58	2.04	1.88	0.79
1"	PRGUAD36	3"	3.8	PRGUAD36SA	3.58	2.35	2.19	0.92
1-1/4"	PRGUAD49	5"	10.9	-	5.83	3.85	3.75	1.13

### GUAM

PIPE SIZE	FERROUS CATALOG #	COVER OPENING	NOMINAL WEIGHT	ALUMINUM CATALOG #	PRODUCT DIMENSIONS			
					A	B	C	D
1/2"	PRGUAM14	2"	2.0	PRGUAM14SA	2.58	1.85	1.75	0.67
3/4"	PRGUAM24	2"	2.2	-	2.58	2.04	2.00	0.79
1/2"	PRGUAM16	3"	3.2	-	3.58	2.04	1.88	0.67
3/4"	PRGUAM26	3"	3.3	-	3.58	2.04	1.88	0.79
1"	PRGUAM36	3"	3.8	-	3.58	2.35	2.19	0.92
1-1/4"	PRGUAM47	3-5/8"	5.0	-	4.33	2.73	2.75	1.13
2"	PRGUAM69	5"	9.1	-	5.83	4.10	4.00	1.60

### GUAT

PIPE SIZE	FERROUS CATALOG #	COVER OPENING	NOMINAL WEIGHT	ALUMINUM CATALOG #	PRODUCT DIMENSIONS			
					A	B	C	D
1/2"	PRGUAT14	2"	2.0	PRGUAT14SA	2.58	2.29	2.19	0.67
1/2"	PRGUAT16	3"	2.8	PRGUAT16SA	3.58	2.04	1.88	0.67
3/4"	PRGUAT24	2"	2.2	PRGUAT24SA	2.58	2.04	2.00	0.79
3/4"	PRGUAT26	3"	3.5	PRGUAT26SA	3.58	2.04	1.88	0.79
1"	PRGUAT36	3"	3.2	PRGUAT36SA	3.58	2.35	2.19	0.92
1-1/4"	PRGUAT47	3-5/8"	5.7	PRGUAT47SA	4.33	2.73	2.75	1.13
1-1/2"	PRGUAT59	5"	9.1	PRGUAT59SA	5.83	3.85	3.75	1.32
2"	PRGUAT69	5"	10.0	PRGUAT69SA	5.83	4.10	4.00	1.60

### GUAX

PIPE SIZE	FERROUS CATALOG #	COVER OPENING	NOMINAL WEIGHT	ALUMINUM CATALOG #	PRODUCT DIMENSIONS			
					A	B	C	D
1/2"	PRGUAX14	2"	2.0	-	2.58	1.85	1.75	0.67
1/2"	PRGUAX16	3"	3.8	PRGUAX16SA	3.58	2.04	1.88	0.67
3/4"	PRGUAX24	2"	2.5	PRGUAX24SA	2.58	2.04	2.00	0.79
3/4"	PRGUAX26	3"	2.8	PRGUAX26SA	3.58	2.04	1.88	0.79
1"	PRGUAX36	3"	4.2	PRGUAX36SA	3.58	2.35	2.19	0.92
1-1/4"	PRGUAX47	3-5/8"	4.8	PRGUAX47SA	4.33	2.73	2.75	1.13
1-1/2"	PRGUAX59	5"	11.7	PRGUAX59SA	5.83	3.85	3.75	1.32
2"	PRGUAX69	5"	12.5	PRGUAX69SA	5.83	4.10	4.00	1.60



Contact us:  
customerservice@plastibond.com



Visit [www.plastibond.com](http://www.plastibond.com)  
For more information

## GUA Series Conduit Outlet Boxes for Hazardous Locations

### Description:

Plasti-Bond REDH<sub>2</sub>OT GUA series conduit outlet boxes are installed in hazardous location conduit systems to serve as pull and splice boxes, to change the direction of a conduit run, to connect runs of conduit, or to provide access to conductors. They are provided with covers as standard. Inquire about special covers to allow use to mount lighting fixtures or as sealing fittings. Electrical continuity of the conduit system is maintained across assembled joints.

### Features:

- 40 mil gray PVC exterior coating
- 2 mil red urethane interior coating
- Trade sizes from 1/2" through 2" in various styles and configurations
- Sealing sleeves on all conduit openings
- Neoprene O-ring is standard
- Molded-in PVC seal preserves venting characteristics of fitting but seals out corrosives
- Standard material is a cast iron alloy body with a copper-free aluminum cover. Consult Factory for availability of cast iron covers
- Internal green grounding screw is standard

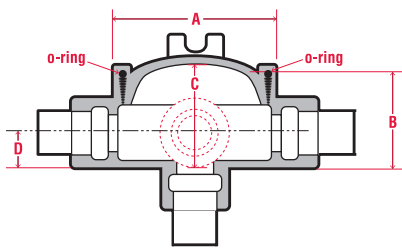


### Standards:

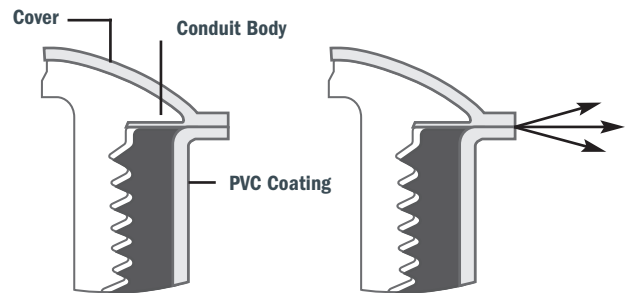
#### Steel and Aluminum

- UL 1203 (E495357)
- CSA C22.2 No. 30
- UL 514A, 514D (E231035)
- CSA C22.2 No. 18, CSA C22.2 No. 42
- NEC/CEC:
  - Class I, Division 1 & 2, Groups C, D
  - Class II, Division 1, Groups E, F, G
  - Class II, Division 2, Groups F, G
  - Class III
- ANSI Standard C-33.27
- NEMA/EEMAC 3,4

### GUA SERIES DIMENSIONS



Variables referenced to the technical data charts



An integral PVC gasket on GUA type fittings preserves the venting characteristics of the uncoated fitting but prevents corrosive liquids from entering from the outside.

### GUA SERIES CONFIGURATIONS



# GUA Series Outlet Boxes

## GUA Series – Technical Data

### GUA

PIPE SIZE	FERROUS CATALOG #	COVER OPENING	ALUMINUM CATALOG #	PRODUCT DIMENSIONS			
				A	B	C	D
1/2"	PRGUA14	2"	-	2.58	1.85	1.75	0.67
3/4"	PRGUA24	2"	-	2.58	2.04	2.00	0.79
1/2"	PRGUA16	3"	-	3.58	2.04	1.88	0.67
3/4"	PRGUA26	3"	PRGUA26SA	3.58	2.04	1.88	0.79
1"	PRGUA36	3"	-	3.58	2.35	2.19	0.92
1-1/4"	PRGUA47	3-5/8"	-	4.33	2.73	2.75	1.13
1-1/2"	PRGUA59	5"	-	5.83	3.85	3.75	1.32

### GUAC

PIPE SIZE	FERROUS CATALOG #	COVER OPENING	NOMINAL WEIGHT	ALUMINUM CATALOG #	PRODUCT DIMENSIONS			
					A	B	C	D
1/2"	PRGUAC14	2"	3.5	PRGUAC14SA	2.58	2.29	2.19	0.67
1/2"	PRGUAC16	3"	2.0	PRGUAC16SA	3.58	2.04	1.88	0.67
3/4"	PRGUAC24	2"	3.5	PRGUAC24SA	2.58	2.04	2.00	0.79
3/4"	PRGUAC26	3"	2.0	PRGUAC26SA	3.58	2.04	1.88	0.79
1"	PRGUAC36	3"	3.9	PRGUAC36SA	3.58	2.35	2.19	0.92
1-1/4"	PRGUAC47	3-5/8"	5.2	PRGUAC47SA	4.33	2.73	2.75	1.13
1-1/4"	PRGUAC49	5"	9.5	-	5.83	3.85	3.75	1.20
1-1/2"	PRGUAC59	5"	11.0	PRGUAC59SA	5.83	3.85	3.75	1.32
2"	PRGUAC69	5"	11.0	PRGUAC69SA	5.83	4.10	4.00	1.60

### GUAL

PIPE SIZE	FERROUS CATALOG #	COVER OPENING	NOMINAL WEIGHT	ALUMINUM CATALOG #	PRODUCT DIMENSIONS			
					A	B	C	D
1/2"	PRGUAL14	2"	2.0	PRGUAL14SA	2.58	1.85	1.75	0.67
1/2"	PRGUAL16	3"	2.1	PRGUAL16SA	3.58	2.04	1.88	0.67
3/4"	PRGUAL24	2"	3.2	PRGUAL24SA	2.58	2.04	2.00	0.79
3/4"	PRGUAL26	3"	2.5	PRGUAL26SA	3.58	2.04	1.88	0.79
1"	PRGUAL36	3"	3.7	PRGUAL36SA	3.58	2.35	2.19	0.92
1-1/4"	PRGUAL47	3-5/8"	5.2	PRGUAL47SA	4.33	2.73	2.75	1.13
1-1/4"	PRGUAL49	5"	8.5	PRGUAL49SA	5.83	3.85	3.75	1.20
1-1/2"	PRGUAL59	5"	11.2	PRGUAL59SA	5.83	3.85	3.75	1.32
2"	PRGUAL69	5"	12.5	PRGUAL69SA	5.83	4.10	4.00	1.60

### GUAN

PIPE SIZE	CATALOG #	COVER OPENING	NOMINAL WEIGHT	PRODUCT DIMENSIONS			
				A	B	C	D
1/2"	PRGUAN14	2"	2.0	2.58	2.17	2.06	0.67
1/2"	PRGUAN16	3"	3.8	3.58	2.04	1.88	0.67
3/4"	PRGUAN24	2"	2.5	2.58	2.35	2.25	0.79
3/4"	PRGUAN26	3"	3.5	3.58	2.04	1.88	0.79
1"	PRGUAN36	3"	3.0	3.58	2.35	2.38	0.92
1-1/4"	PRGUAN47	3-5/8"	5.2	4.33	2.73	2.75	1.13
1-1/2"	PRGUAN59	5"	9.5	5.83	4.10	4.00	1.32
2"	PRGUAN69	5"	12.0	5.83	4.10	4.00	1.60

### GUAW

PIPE SIZE	CATALOG #	COVER OPENING	NOMINAL WEIGHT	ALUMINUM CATALOG #	PRODUCT DIMENSIONS			
					A	B	C	D
1/2"	PRGUAW14	2"	2.0	-	2.58	1.85	1.75	0.67
1/2"	PRGUAW16	3"	2.0	-	3.58	2.04	1.88	0.67
3/4"	PRGUAW24	2"	3.0	-	2.58	2.04	2.00	0.79
3/4"	PRGUAW26	3"	3.0	PRGUAW26SA	3.58	2.04	1.88	0.79

### GUAB

PIPE SIZE	FERROUS CATALOG #	COVER OPENING	NOMINAL WEIGHT	ALUMINUM CATALOG #	PRODUCT DIMENSIONS			
					A	B	C	D
1/2"	PRGUAB14	2"	2.0	PRGUAB14SA	2.58	2.29	2.19	0.67
1/2"	PRGUAB16	3"	3.2	PRGUAB16SA	3.58	2.04	1.88	0.67
3/4"	PRGUAB24	2"	2.2	-	2.58	2.54	2.44	0.79
3/4"	PRGUAB26	3"	3.3	PRGUAB26SA	3.58	2.04	1.88	0.79
1"	PRGUAB36	3"	3.8	PRGUAB36SA	3.58	2.35	2.19	0.92
1-1/4"	PRGUAB47	3-5/8"	5.0	PRGUAB47SA	4.33	2.73	2.75	1.13
1-1/2"	PRGUAB59	5"	8.1	PRGUAB59SA	5.83	3.85	3.75	1.32
2"	PRGUAB69	5"	9.1	PRGUAB69SA	5.83	4.10	4.00	1.60

### GUAD

PIPE SIZE	CATALOG #	COVER OPENING	NOMINAL WEIGHT	ALUMINUM CATALOG #	PRODUCT DIMENSIONS			
					A	B	C	D
1/2"	PRGUAD14	2"	2.0	-	2.58	1.85	1.75	0.67
1/2"	PRGUAD16	3"	3.2	-	3.58	2.04	1.88	0.67
3/4"	PRGUAD24	2"	3.5	-	2.58	2.04	2.00	0.79
3/4"	PRGUAD26	3"	3.8	PRGUAD26SA	3.58	2.04	1.88	0.79
1"	PRGUAD36	3"	3.8	PRGUAD36SA	3.58	2.35	2.19	0.92
1-1/4"	PRGUAD49	5"	10.9	-	5.83	3.85	3.75	1.13

### GUAM

PIPE SIZE	FERROUS CATALOG #	COVER OPENING	NOMINAL WEIGHT	ALUMINUM CATALOG #	PRODUCT DIMENSIONS			
					A	B	C	D
1/2"	PRGUAM14	2"	2.0	PRGUAM14SA	2.58	1.85	1.75	0.67
3/4"	PRGUAM24	2"	2.2	-	2.58	2.04	2.00	0.79
1/2"	PRGUAM16	3"	3.2	-	3.58	2.04	1.88	0.67
3/4"	PRGUAM26	3"	3.3	-	3.58	2.04	1.88	0.79
1"	PRGUAM36	3"	3.8	-	3.58	2.35	2.19	0.92
1-1/4"	PRGUAM47	3-5/8"	5.0	-	4.33	2.73	2.75	1.13
2"	PRGUAM69	5"	9.1	-	5.83	4.10	4.00	1.60

### GUAT

PIPE SIZE	FERROUS CATALOG #	COVER OPENING	NOMINAL WEIGHT	ALUMINUM CATALOG #	PRODUCT DIMENSIONS			
					A	B	C	D
1/2"	PRGUAT14	2"	2.0	PRGUAT14SA	2.58	2.29	2.19	0.67
1/2"	PRGUAT16	3"	2.8	PRGUAT16SA	3.58	2.04	1.88	0.67
3/4"	PRGUAT24	2"	2.2	PRGUAT24SA	2.58	2.04	2.00	0.79
3/4"	PRGUAT26	3"	3.5	PRGUAT26SA	3.58	2.04	1.88	0.79
1"	PRGUAT36	3"	3.2	PRGUAT36SA	3.58	2.35	2.19	0.92
1-1/4"	PRGUAT47	3-5/8"	5.7	PRGUAT47SA	4.33	2.73	2.75	1.13
1-1/2"	PRGUAT59	5"	9.1	PRGUAT59SA	5.83	3.85	3.75	1.32
2"	PRGUAT69	5"	10.0	PRGUAT69SA	5.83	4.10	4.00	1.60

### GUAX

PIPE SIZE	FERROUS CATALOG #	COVER OPENING	NOMINAL WEIGHT	ALUMINUM CATALOG #	PRODUCT DIMENSIONS			
					A	B	C	D
1/2"	PRGUAX14	2"	2.0	-	2.58	1.85	1.75	0.67
1/2"	PRGUAX16	3"	3.8	PRGUAX16SA	3.58	2.04	1.88	0.67
3/4"	PRGUAX24	2"	2.5	PRGUAX24SA	2.58	2.04	2.00	0.79
3/4"	PRGUAX26	3"	2.8	PRGUAX26SA	3.58	2.04	1.88	0.79
1"	PRGUAX36	3"	4.2	PRGUAX36SA	3.58	2.35	2.19	0.92
1-1/4"	PRGUAX47	3-5/8"	4.8	PRGUAX47SA	4.33	2.73	2.75	1.13
1-1/2"	PRGUAX59	5"	11.7	PRGUAX59SA	5.83	3.85	3.75	1.32
2"	PRGUAX69	5"	12.5	PRGUAX69SA	5.83	4.10	4.00	1.60



Contact us:  
customerservice@plastibond.com



Visit [www.plastibond.com](http://www.plastibond.com)  
For more information