

180° 200 WATT PAR MOTION-ACTIVATED SECURITY FLOODLIGHT



**FEATURES**

- Motion sensor detects motion 180° up to 70 ft.
- Heavy-duty, die-cast metal housing construction
- Metal lamp covers provide maximum bulb protection
- Perfect for wall-mount or eave-mount applications
- Two 100W (maximum) PAR bulbs sold separately
- Available in bronze (MS185R) and white (MS185RW)

Compliances may not apply to all product configurations. Please consult the product spec sheet for compliance details.

**COMPLIANCES:** UL/cUL Listed, RoHS Compliant



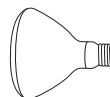
MS185R SERIES

**ALTERNATE COLOR**



MS185RW White

**100W PAR BULB**



**ORDERING INFORMATION**

Model	Description	Unit Carton Dimension (Inches)	Unit Carton Weight (Pounds)	Master Carton Dimension (Inches)	Master Carton Weight (Pounds)	Master Carton Quantity
MS185R	180° PAR - Bronze	9.1H x 5.7W x 4.9D	2.10	9.9H x 10.4W x 6.3D	4.65	2
MS185RW	180° PAR - White	9.1H x 5.7W x 4.9D	2.10	9.9H x 10.4W x 6.3D	4.65	2

180° 300 WATT QUARTZ HALOGEN MOTION-ACTIVATED SECURITY FLOODLIGHT



**FEATURES**

- Motion sensor detects motion 180° up to 70 ft.
- Heavy-duty, die-cast metal housing construction
- Perfect for wall-mount or eave-mount applications
- 300W (maximum) halogen bulb included
- Available in bronze (MS188) and white (MS188W)

Compliances may not apply to all product configurations. Please consult the product spec sheet for compliance details.

**COMPLIANCES:** UL/cUL Listed, RoHS Compliant




MS188 SERIES

**ALTERNATE COLOR**



MS188W White

**300W HALOGEN BULB**



**ORDERING INFORMATION**

Model	Description	Unit Carton Dimension (Inches)	Unit Carton Weight (Pounds)	Master Carton Dimension (Inches)	Master Carton Weight (Pounds)	Master Carton Quantity
MS188	180° Halogen - Bronze	7.0H x 8.3W x 7.5D	2.50	7.5H x 15.5W x 9.0D	5.25	2
MS188W	180° Halogen - White	7.0H x 8.3W x 7.5D	2.50	7.5H x 15.5W x 9.0D	5.25	2

180° 300 WATT MOTION-ACTIVATED SENSOR



**FEATURES**

- Motion sensor detects motion 180° up to 70 ft.
- Maximum load of 300 Watts
- Available in bronze (MS180) and white (MS180W)

Compliances may not apply to all product configurations. Please consult the product spec sheet for compliance details.

**COMPLIANCES:** UL/cUL Listed, RoHS Compliant



MS180 SERIES

**ALTERNATE COLOR**



MS180W White

**ORDERING INFORMATION**

Model	Description	Unit Carton Dimension (Inches)	Unit Carton Weight (Pounds)	Master Carton Dimension (Inches)	Master Carton Weight (Pounds)	Master Carton Quantity
MS180	180° Sensor - Black	5.0H x 3.5W x 2.8D	0.50	5.3H x 7.3W x 6.3D	2.25	4
MS180W	180° Sensor - White	5.0H x 3.5W x 2.8D	0.50	5.3H x 7.3W x 6.3D	2.25	4

**NOTE:** Specifications and dimensions subject to change without notice. Consult your Cooper Lighting Representative or visit our website at [www.cooperlighting.com](http://www.cooperlighting.com) for available options, accessories and ordering information.

## 180° 200 WATT PAR MOTION-ACTIVATED SECURITY FLOODLIGHT



## FEATURES

- Motion sensor detects motion 180° up to 70 ft.
- Heavy-duty, die-cast metal housing construction
- Metal lamp covers provide maximum bulb protection
- Perfect for wall-mount or eave-mount applications
- Two 100W (maximum) PAR bulbs sold separately
- Available in bronze (MS185R) and white (MS185RW)

Compliances may not apply to all product configurations. Please consult the product spec sheet for compliance details.

**COMPLIANCES:** UL/cUL Listed, RoHS Compliant



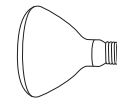
## MS185R SERIES

## ALTERNATE COLOR



MS185RW White

## 100W PAR BULB



## ORDERING INFORMATION

Model	Description	Unit Carton Dimension (Inches)	Unit Carton Weight (Pounds)	Master Carton Dimension (Inches)	Master Carton Weight (Pounds)	Master Carton Quantity
MS185R	180° PAR - Bronze	9.1H x 5.7W x 4.9D	2.10	9.9H x 10.4W x 6.3D	4.65	2
MS185RW	180° PAR - White	9.1H x 5.7W x 4.9D	2.10	9.9H x 10.4W x 6.3D	4.65	2

## 180° 300 WATT QUARTZ HALOGEN MOTION-ACTIVATED SECURITY FLOODLIGHT



## FEATURES

- Motion sensor detects motion 180° up to 70 ft.
- Heavy-duty, die-cast metal housing construction
- Perfect for wall-mount or eave-mount applications
- 300W (maximum) halogen bulb included
- Available in bronze (MS188) and white (MS188W)

Compliances may not apply to all product configurations. Please consult the product spec sheet for compliance details.

**COMPLIANCES:** UL/cUL Listed, RoHS Compliant



## MS188 SERIES

## ALTERNATE COLOR



MS188W White

## 300W HALOGEN BULB



## ORDERING INFORMATION

Model	Description	Unit Carton Dimension (Inches)	Unit Carton Weight (Pounds)	Master Carton Dimension (Inches)	Master Carton Weight (Pounds)	Master Carton Quantity
MS188	180° Halogen - Bronze	7.0H x 8.3W x 7.5D	2.50	7.5H x 15.5W x 9.0D	5.25	2
MS188W	180° Halogen - White	7.0H x 8.3W x 7.5D	2.50	7.5H x 15.5W x 9.0D	5.25	2

## 180° 300 WATT MOTION-ACTIVATED SENSOR



## FEATURES

- Motion sensor detects motion 180° up to 70 ft.
- Maximum load of 300 Watts
- Available in bronze (MS180) and white (MS180W)

Compliances may not apply to all product configurations. Please consult the product spec sheet for compliance details.

**COMPLIANCES:** UL/cUL Listed, RoHS Compliant



## MS180 SERIES

## ALTERNATE COLOR



MS180W White

## ORDERING INFORMATION

Model	Description	Unit Carton Dimension (Inches)	Unit Carton Weight (Pounds)	Master Carton Dimension (Inches)	Master Carton Weight (Pounds)	Master Carton Quantity
MS180	180° Sensor - Black	5.0H x 3.5W x 2.8D	0.50	5.3H x 7.3W x 6.3D	2.25	4
MS180W	180° Sensor - White	5.0H x 3.5W x 2.8D	0.50	5.3H x 7.3W x 6.3D	2.25	4

**NOTE:** Specifications and dimensions subject to change without notice. Consult your Cooper Lighting Representative or visit our website at [www.cooperlighting.com](http://www.cooperlighting.com) for available options, accessories and ordering information.