

**Residential Meter Breakers**



*Standard Design Non-EUSERC Panel*

*Compact Design*

**Contents**

<i>Description</i>	<i>Page</i>
Residential Meter Breakers . . . . .	<b>V1-T4-37</b>
Non-EUSERC Combination Service Entrance Devices 100–200 A Styles . . . . .	
Meets EUSERC Requirements Service Entrance Devices 100–225 A. . . . .	<b>V1-T4-48</b>
West Coast All-In-One Design . . . . .	<b>V1-T4-59</b>
Mechanical Interlock Cover. . . . .	<b>V1-T4-65</b>
House Panels . . . . .	<b>V1-T4-75</b>
Commercial Safety Sockets . . . . .	<b>V1-T4-83</b>
CH Style Renovation Solutions . . . . .	<b>V1-T4-86</b>
Aluminum Meter Breakers . . . . .	<b>V1-T4-87</b>

**Non-EUSERC Combination Service Entrance Devices 100–200 A Styles**

**Product Description**

A device that may include a meter socket, main breaker and loadcenter section within the same enclosure.

- Meter main = meter socket and main breaker
- Meter breaker = meter socket, main breaker and loadcenter section

**Application Description**

Eaton’s line of non-EUSERC meter breakers are designed for customers served by utilities that are not members of EUSERC.

**Features, Benefits and Functions**

**Meter Mains and All-in-Ones**

- Single-phase, three-wire, 120/240 Vac, 10 kAIC
- Larger lay-in lugs and 3-inch (76.2 mm) knockouts for ease of installation
- Box-type main lugs included
- Factory-installed neutral
- Hub provisions on top endwall. If hubs are required, order “DS” style
- Ring, ringless and ringless with horn bypass styles available
- Ringless style, provided with embossed covers and security latch for utility company lock
- Padlockable device covers provide additional measure of safety and help prevent tampering
- NEMA 3R rainproof construction

**Meter Mains**

- Meter socket and main breaker
- Stainless steel latches on meter compartments in MBP types
- No distribution section included

**All-in-Ones**

- Meter socket and loadcenter distribution section
- Stainless steel latches on meter compartments
- Several designs with horn bypass and fifth jaw
- Center-fed main breaker, lugs or provision
- Uses Type BR 1-inch (25.4 mm) wide branch breakers
- Special channel for top exit

# 4.9

## Metering Products

### Meter Breakers

#### Catalog Number Selection

**MB 20 40 B 200 BT S**

Meter Breaker Type	
<b>MB</b>	= 1-inch BR Type
<b>MBE</b>	= 1-inch BR Type—EUSERC
<b>CMB</b>	= 3/4-Inch (19.1 mm) CH Type
<b>CMBE</b>	= 3/4-inch (19.1 mm) CH Type—EUSERC

Spacing
Number of spaces

Poles
Maximum number of poles

Main
<b>B</b> = Main breaker included
<b>P</b> = Provision for main
<b>L</b> = Main lug

Amperes
Amperage of unit

Accessories/Modifications
<b>D</b> = 5th jaw and horn bypass
<b>CU</b> = Copper
<b>C</b> = Single cover compact design
<b>CR</b> = Two cover compact design

Mounting
<b>S</b> = Surface
<b>F</b> = Flush/stucco

Breaker Feed
<b>BT</b> = Bottom and top
<b>B</b> = Bottom only
<b>T</b> = Top only

# 4.9

## Metering Products

### Meter Breakers

**Note:** See knockout drawings on **Pages V1-T4-68 through V1-T4-74** for hub information.

#### Combination Service Entrance Devices—Non-EUSERC, continued

Ampere Rating	Bypass	Service	kAIC	Jaws	Distribution	Main	Branch Breaker Type	Dimensions and Enclosure Shape ①	Page Numbers		Catalog Number
									Wiring	Knockout ①	
<b>Ring Style All-in-Ones (includes distribution section)</b>											
125	None	OH/UG	②	4	2/4	None—refer to Distribution CSR2150	CH	2	V1-T4-43	V1-T4-70	CMB24L125BTS ④⑤
150	None	OH/UG	22	4	8	CSR2150	CH	3	V1-T4-44	V1-T4-70	CMB88B150BTS ④⑤
200	None	OH/UG	10	4	4/8	CSR2200	BR	3	V1-T4-44	V1-T4-70	MB48B200BTS ⑤⑥
200	None	OH/UG	22	4	8	CSR2200	CH	3	V1-T4-44	V1-T4-70	CMB88B200BTS ④⑤⑥
200	None	UG	22	4	32/42	CSR2200	CH	7	V1-T4-43	V1-T4-69	CMB3242B200BS ④⑤
200	None	OH/UG	22	—	42/42	—	CH	—	—	—	CMB4242B200BTS ④
<b>Ringless All-in-Ones (includes distribution section)</b>											
125	None	OH/UG	22	4	4/8	CSR2125	BR	21	—	V1-T4-73	MBT48B125BTS
150	None	OH/UG	22	4	4/8	CSR2150	BR	21	V1-T4-46	V1-T4-73	MBT48B150BTS
150	Horn	OH/UG	10	5	8/16	BW2150	BR	11	—	—	MB816B150STD ⑦
150	Horn	OH/UG	10	5	20/40	BW2150	BR	11	V1-T4-47	V1-T4-74	MB2040B150SD ⑦
200	None	OH/UG	10	4	8/16	CSR2200	BR	10	V1-T4-46	V1-T4-74	MB816B200BTS ⑤⑥
200	None	OH/UG	10	4	8/16	CSR2200	BR	10	V1-T4-46	V1-T4-74	MB816B200BTSCU ④⑤⑥
200	Horn	OH/UG	10	5	8/16	BW2200	BR	11	—	—	MB816B200STD ⑦
200	None	OH/UG	②	4	8/16	Provision ③	BR	10	V1-T4-46	V1-T4-74	MB816P200BTS ⑤⑥
200	None	OH/UG	②	4	8/16	Provision ③	BR	10	V1-T4-46	V1-T4-74	MB816P200BTSCU ④⑤⑥
200	Horn	OH/UG	②	5	8/16	Provision ③	BR	11	V1-T4-46	V1-T4-74	MB816P200STD ⑥⑦
200	Horn	OH/UG	②	5	8/16	Provision ③	BR	10	V1-T4-46	V1-T4-74	MB816P200BSTD ⑥
200	None	OH/UG	10	4	12/12	CSR2200	CH	10	V1-T4-44	V1-T4-70	CMB1212B200BTS ④⑤⑥
200	None	OH/UG	②	4	6–2 Pole	Main lugs	CH	9	V1-T4-45	V1-T4-71	CMB1212L200BTS ④⑥
200	None	OH/UG	②	4	12/12	Provision ③	CH	10	V1-T4-45	V1-T4-71	CMB1212P200BTS ④⑤⑥
200	None	OH/UG	②	4	6–2 Pole	Main lugs	BR	9	V1-T4-44	V1-T4-71	MB1212L200BTS ⑥
200	None	OH/UG	22	4	24/24	CSR2200	CH	10	V1-T4-44	V1-T4-74	CMB2424B200BTS ④⑤
200	None	OH/UG	22	4	24/36	CSR2200	CH	10	V1-T4-45	V1-T4-74	CMB2436B200BTS ④
200	None	OH/UG	10	4	20/40	CSR2200	BR	10	V1-T4-47	V1-T4-74	MB2040B200BTS ④
200	None	OH/UG	②	4	20/40	Provision ③	BR	10	V1-T4-47	V1-T4-74	MB2040P200BTS ⑤
200	Horn	OH/UG	②	5	20/40	Provision ③	BR	11	V1-T4-47	V1-T4-74	MB2040P200SD ⑦
200	Horn	OH/UG	10	5	20/40	CSR2200	BR	10	V1-T4-47	V1-T4-74	MB2040B200SD ⑦
200	Lever	OH/UG	10	5	None	CSR2200	None	14	V1-T4-45	V1-T4-73	CMBXB200BTS ④
200	Lever	OH/UG	10	5	12/12	CSR2200	CH	14	V1-T4-45	V1-T4-73	CMBX1212B200BTS ④⑥
200	Lever	OH/UG	10	5	32/42	CSR2200	CH	14	V1-T4-46	V1-T4-73	CMBX3242B200BTS ④
200	Lever	OH/UG	10	5	None	Provision	None	14	V1-T4-45	V1-T4-73	CMBXP200BTS ④
200	Lever	OH/UG	10	5	12/12	Provision	CH	14	V1-T4-45	V1-T4-73	CMBX1212P200BTS ④⑥
200	Lever	OH/UG	10	5	32/42	Provision	CH	14	V1-T4-46	V1-T4-73	CMBX3242P200BTS ④
200	None	OH/UG	②	4	4/8	Provision	BR	21	V1-T4-46	V1-T4-73	MBT48P200BTS ⑥
200	None	OH/UG	22	4	4/8	CSR2200	BR	21	V1-T4-46	V1-T4-73	MBT48B200BTS ⑥

#### Notes

- ① See **Page V1-T4-68** for box details.
- ② Per installed main breaker rating.
- ③ When a provision for main is provided, order one of the main breakers listed on **Page V1-T4-43**. All panels are dual labeled to accept Types BW, CSR, CSH Main Breakers.
- ④ Copper bus.
- ⑤ One-piece cover on utility side, Florida approved.
- ⑥ Units come with feed-through lugs.
- ⑦ Xcel approved.

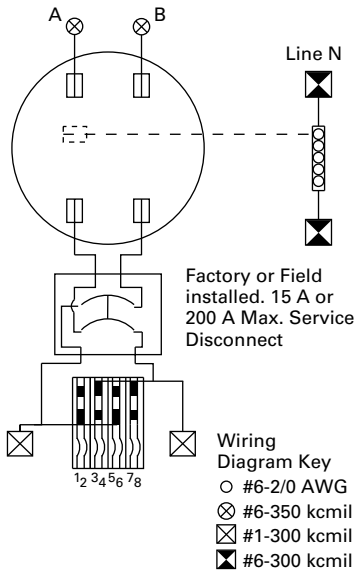
# 4.9

## Group Metering and Meter Breakers

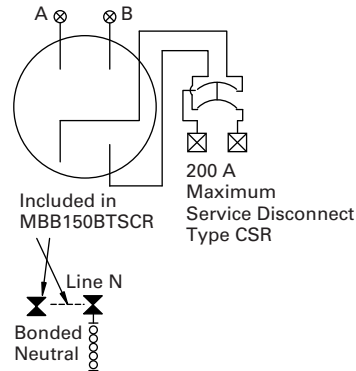
### Meter Breakers

4

**Catalog Numbers—MBT48B200BTS, MBT48P200BTS, MBT48B150BTS, MBT48P150BTS**



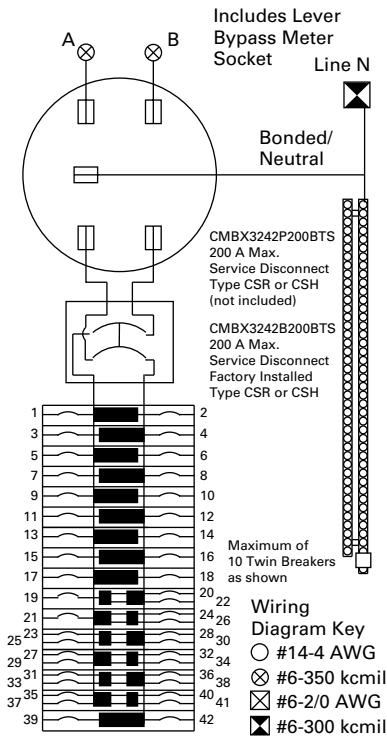
**Catalog Numbers—MBB150BTSC, MBB150BTSCR, MBB200BTSCR and MBB200BTSC**



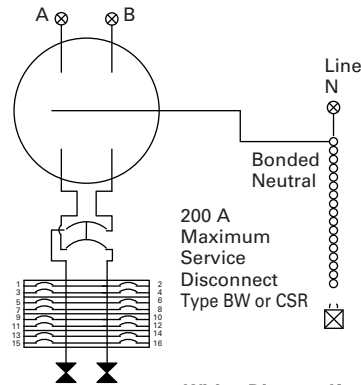
**Wiring Diagram Key**

- #6-2/0 AWG
- ⊗ #6-350 kcmil
- ⊡ #6-250 kcmil
- ⊠ #1-300 kcmil

**Catalog Numbers—CMBX3242P200BTS, CMBX3242B200BTS**



**Catalog Numbers—MB816P200STD, MB816B200BTS, MB816B200BTSCU, MB816P200BTS, MB816P200BTSCU and MB816P200BTS**



**Wiring Diagram Key**

- #14-4 AWG
- ⊗ #6-350 kcmil
- #6-2/0 AWG
- ⊡ #6-300 kcmil
- ⊠ #6-300 kcmil

#### Product Selection

Meter Breaker with Interlock Cover



4

#### Mechanical Interlock Cover

Mechanical Interlock Deadfront	Meter Breaker Catalog Number
MBDF1M	CMB1212B200BTS
	CMB1212B200BTSD
	CMB1212P200BTS
	CMB1212P200BTSD
MBDF2M	MB816B200BTS
	MB816B200BTSCU
	MB816P200BTS
	MB816P200BTSCU
MBDF3M	MB816P200STD
	MB2040B200BTS
	MB2040P200BTS
MBDF4M	MB2040P200SD
	MBE816P200TS
	MBE816P200TSCU
MBDF5M	MBE2040B150BF
	MBE2040B150BS
	MBE2040B200BF
	MBE2040B200BS
MBDF6M	MBE2040B200TF
	MBE2040B200TS
	MBE2040P200TF
	MBE2040P200TS
MBDF7M	CMBE3242B150BF
	CMBE3242B150BS
	CMBE3242B200BF
	CMBE3242B200BS
	CMB3242B150BS
MBDF8M	CMB3242B200BS
	CMBE4242B200BSH
	CMBE4242B200BTF
MBDF9M	CMBE4242B200BTS
	MBE4040B200BSH
	MBE4040B200BSHH
MBDF9M	MBE4040B200BTF
	MBE4040B200BTS
	MBE4040B200BTS

Mechanical Interlock Deadfront	Meter Breaker Catalog Number
MBDF1AM	CMB2424M200BTS
MBDF10M	CMB24B200TFR
	CMB24B200TSR
MBDF11M	CMBXB200BTS
	CMBXP200BTS
MBDF12M	CMBX3242B200BTS
	CMBX3242P200BTS
MBDF13M	MBE3042B200BF
	MBE3042B225BF
MBDF14M	CMBE88B150BTF
	CMBE88B150BTS
	CMBE88B200BTF
	CMBE88B200BTS
MBDF15M	CMB88B150BTS
	CMB88B200BTS
	MBE48B150BTF
	MBE48B150BTS
MBDF16M	MBE48B200BTF
	MBE48B200BTS
	MBE88B150BTF
	MBE88B150BTS
MBDF16M	MBE88B200BTF
	MBE88B200BTS
	MBE88B200BTF
	MBE88B200BTS
MBDF17M	MBE2040BC200BTS
	MBE2040BH200BTF
	MBE2040BH200BTS
	MBE2040B150BTF
	MBE2040B150BTS
	MBE2040B200BTF
	MBE2040B200BTS
	MBE2040B200BTSV
MBE2040B225BTF	
MBE2040B225BTS	

# 4.9 Metering Products

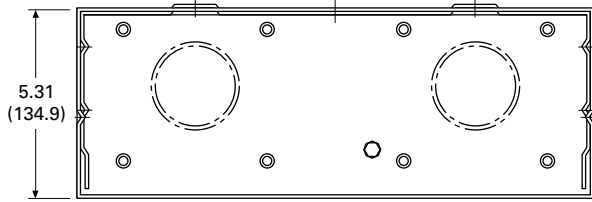
## Meter Breakers

Approximate Dimensions in Inches (mm)

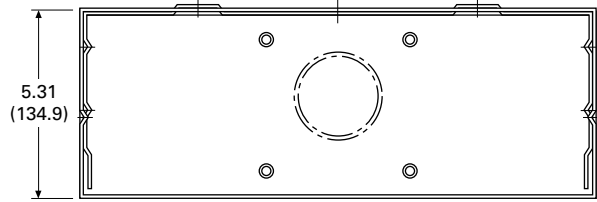
**Knockouts for Non-EUSERC Units Catalog Numbers—**  
**MBB150BTS, MBB200BTS, MBP200BTS, MB816P200BTS,**  
**MB816P200BTSCU, MB816P200BTSD, MB816B200BTS,**  
**MB816B200BTSCU, MB2040P200BTS, MB2040B200BTS,**  
**MBP200BTSD, MBP200SD, MB816P200STD,**  
**MB2040B150SD, MB2040B200SD and MB2040P200SD**

**Knockouts for Non-EUSERC Units Catalog Numbers—**  
**CMB2424B200BTS, MBB150BTSCR, MBB200BTSCR,**  
**MBB150BTSC, MBB200BTSC and CMB2436B200BTS**

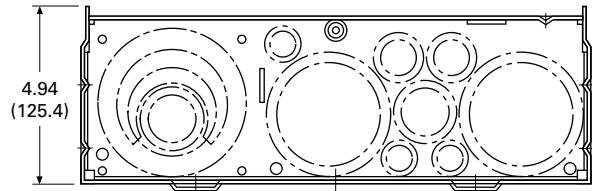
4



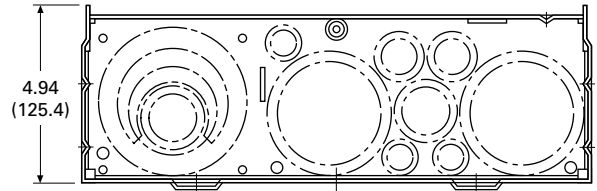
Top Surface



Top Surface (Catalog Numbers with SC and SCR Suffix Only)



Bottom



Bottom

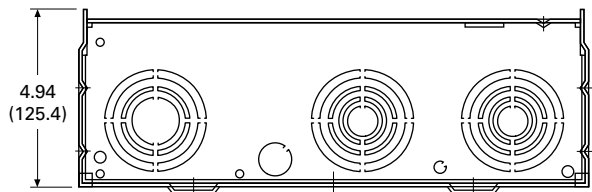
### Top Endwall (Surface)

Hub Provision Catalog Number	Quantity
DS100H2	①
DS125H2	①
DS150H2	①
DS200H2	①
DS250H2	①
DS300H2	①
DS900AP (Adapter Plate) ②	①

### Bottom Endwall

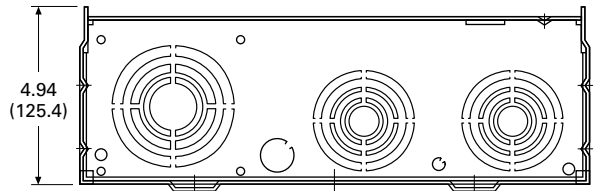
Knockout Size Dimensions in Inches (mm)	Quantity
0.31 (7.9)	3
0.50 (12.7)	3
0.50, 0.75 (12.7, 19.1)	2
0.75, 1.00 (12.7, 25.4)	1
1.25, 1.50, 2.00, 2.50 (19.1, 38.1, 50.8, 63.5)	2
1.50, 2.00, 2.50, 3.00 (38.1, 50.8, 63.5, 76.2)	1

**Knockouts for Non-EUSERC Units Catalog Number—**  
**CHMMB100BTS**



Bottom

**Knockouts for Non-EUSERC Units Catalog Numbers—**  
**CHMMB150BTS and CHMMB200BTS**



Bottom

### Bottom Endwall

Knockout Size Dimensions in Inches (mm)	Quantity
0.31 (7.9)	1
0.50 (12.7)	1
0.50, 0.75, 1.00, 1.25, 1.50, 2.00, 2.50 (12.7, 19.1, 25.4, 31.8, 38.1, 50.8, 63.5)	2
1.00, 1.25, 1.50, 2.00, 2.50 (25.4, 31.8, 38.1, 50.8, 63.5)	1

### Bottom Endwall

Knockout Size Dimensions in Inches (mm)	Quantity
0.31 (7.9)	1
0.50 (12.7)	1
0.50, 0.75, 1.00, 1.25, 1.50, 2.00, 2.50 (12.7, 19.1, 25.4, 31.8, 38.1, 50.8, 63.5)	2
1.00, 1.25, 1.50, 2.00, 2.50, 3.00 (25.4, 31.8, 38.1, 50.8, 63.5, 76.2)	1

### Notes

- ① For details regarding quantities, please contact the Technical Resource Center (TRC) at 1-877-ETN-CARE.
- ② Use when DS H1 Type 1, 1.25 and 1.50-inch hubs are needed.

**Residential Meter Breakers**



*Standard Design Non-EUSERC Panel*

*Compact Design*

**Contents**

<i>Description</i>	<i>Page</i>
Residential Meter Breakers . . . . .	<b>V1-T4-37</b>
Non-EUSERC Combination Service Entrance Devices 100–200 A Styles . . . . .	
Meets EUSERC Requirements Service Entrance Devices 100–225 A. . . . .	<b>V1-T4-48</b>
West Coast All-In-One Design . . . . .	<b>V1-T4-59</b>
Mechanical Interlock Cover. . . . .	<b>V1-T4-65</b>
House Panels . . . . .	<b>V1-T4-75</b>
Commercial Safety Sockets . . . . .	<b>V1-T4-83</b>
CH Style Renovation Solutions . . . . .	<b>V1-T4-86</b>
Aluminum Meter Breakers . . . . .	<b>V1-T4-87</b>

**Non-EUSERC Combination Service Entrance Devices 100–200 A Styles**

**Product Description**

A device that may include a meter socket, main breaker and loadcenter section within the same enclosure.

- Meter main = meter socket and main breaker
- Meter breaker = meter socket, main breaker and loadcenter section

**Application Description**

Eaton’s line of non-EUSERC meter breakers are designed for customers served by utilities that are not members of EUSERC.

**Features, Benefits and Functions**

**Meter Mains and All-in-Ones**

- Single-phase, three-wire, 120/240 Vac, 10 kAIC
- Larger lay-in lugs and 3-inch (76.2 mm) knockouts for ease of installation
- Box-type main lugs included
- Factory-installed neutral
- Hub provisions on top endwall. If hubs are required, order “DS” style
- Ring, ringless and ringless with horn bypass styles available
- Ringless style, provided with embossed covers and security latch for utility company lock
- Padlockable device covers provide additional measure of safety and help prevent tampering
- NEMA 3R rainproof construction

**Meter Mains**

- Meter socket and main breaker
- Stainless steel latches on meter compartments in MBP types
- No distribution section included

**All-in-Ones**

- Meter socket and loadcenter distribution section
- Stainless steel latches on meter compartments
- Several designs with horn bypass and fifth jaw
- Center-fed main breaker, lugs or provision
- Uses Type BR 1-inch (25.4 mm) wide branch breakers
- Special channel for top exit

# 4.9

## Metering Products

### Meter Breakers

#### Catalog Number Selection

**MB 20 40 B 200 BT S**

Meter Breaker Type	
<b>MB</b>	= 1-inch BR Type
<b>MBE</b>	= 1-inch BR Type—EUSERC
<b>CMB</b>	= 3/4-Inch (19.1 mm) CH Type
<b>CMBE</b>	= 3/4-inch (19.1 mm) CH Type—EUSERC

Spacing
Number of spaces

Poles
Maximum number of poles

Main
<b>B</b> = Main breaker included
<b>P</b> = Provision for main
<b>L</b> = Main lug

Amperes
Amperage of unit

Accessories/Modifications
<b>D</b> = 5th jaw and horn bypass
<b>CU</b> = Copper
<b>C</b> = Single cover compact design
<b>CR</b> = Two cover compact design

Mounting
<b>S</b> = Surface
<b>F</b> = Flush/stucco

Breaker Feed
<b>BT</b> = Bottom and top
<b>B</b> = Bottom only
<b>T</b> = Top only



# 4.9

## Metering Products

### Meter Breakers

**Note:** See knockout drawings on **Pages V1-T4-68 through V1-T4-74** for hub information.

#### Combination Service Entrance Devices—Non-EUSERC, continued

Ampere Rating	Bypass	Service	kAIC	Jaws	Distribution	Main	Branch Breaker Type	Dimensions and Enclosure Shape ①	Page Numbers		Catalog Number
									Wiring	Knockout ①	
<b>Ring Style All-in-Ones (includes distribution section)</b>											
125	None	OH/UG	②	4	2/4	None—refer to Distribution CSR2150	CH	2	V1-T4-43	V1-T4-70	CMB24L125BTS ④⑤
150	None	OH/UG	22	4	8	CSR2150	CH	3	V1-T4-44	V1-T4-70	CMB88B150BTS ④⑤
200	None	OH/UG	10	4	4/8	CSR2200	BR	3	V1-T4-44	V1-T4-70	MB48B200BTS ⑤⑥
200	None	OH/UG	22	4	8	CSR2200	CH	3	V1-T4-44	V1-T4-70	CMB88B200BTS ④⑤⑥
200	None	UG	22	4	32/42	CSR2200	CH	7	V1-T4-43	V1-T4-69	CMB3242B200BS ④⑤
200	None	OH/UG	22	—	42/42	—	CH	—	—	—	CMB4242B200BTS ④
<b>Ringless All-in-Ones (includes distribution section)</b>											
125	None	OH/UG	22	4	4/8	CSR2125	BR	21	—	V1-T4-73	MBT48B125BTS
150	None	OH/UG	22	4	4/8	CSR2150	BR	21	V1-T4-46	V1-T4-73	MBT48B150BTS
150	Horn	OH/UG	10	5	8/16	BW2150	BR	11	—	—	MB816B150STD ⑦
150	Horn	OH/UG	10	5	20/40	BW2150	BR	11	V1-T4-47	V1-T4-74	MB2040B150SD ⑦
200	None	OH/UG	10	4	8/16	CSR2200	BR	10	V1-T4-46	V1-T4-74	MB816B200BTS ⑤⑥
200	None	OH/UG	10	4	8/16	CSR2200	BR	10	V1-T4-46	V1-T4-74	MB816B200BTSCU ④⑤⑥
200	Horn	OH/UG	10	5	8/16	BW2200	BR	11	—	—	MB816B200STD ⑦
200	None	OH/UG	②	4	8/16	Provision ③	BR	10	V1-T4-46	V1-T4-74	MB816P200BTS ⑤⑥
200	None	OH/UG	②	4	8/16	Provision ③	BR	10	V1-T4-46	V1-T4-74	MB816P200BTSCU ④⑤⑥
200	Horn	OH/UG	②	5	8/16	Provision ③	BR	11	V1-T4-46	V1-T4-74	MB816P200STD ⑥⑦
200	Horn	OH/UG	②	5	8/16	Provision ③	BR	10	V1-T4-46	V1-T4-74	MB816P200BSTD ⑥
200	None	OH/UG	10	4	12/12	CSR2200	CH	10	V1-T4-44	V1-T4-70	CMB1212B200BTS ④⑤⑥
200	None	OH/UG	②	4	6–2 Pole	Main lugs	CH	9	V1-T4-45	V1-T4-71	CMB1212L200BTS ④⑥
200	None	OH/UG	②	4	12/12	Provision ③	CH	10	V1-T4-45	V1-T4-71	CMB1212P200BTS ④⑤⑥
200	None	OH/UG	②	4	6–2 Pole	Main lugs	BR	9	V1-T4-44	V1-T4-71	MB1212L200BTS ⑥
200	None	OH/UG	22	4	24/24	CSR2200	CH	10	V1-T4-44	V1-T4-74	CMB2424B200BTS ④⑤
200	None	OH/UG	22	4	24/36	CSR2200	CH	10	V1-T4-45	V1-T4-74	CMB2436B200BTS ④
200	None	OH/UG	10	4	20/40	CSR2200	BR	10	V1-T4-47	V1-T4-74	MB2040B200BTS ④
200	None	OH/UG	②	4	20/40	Provision ③	BR	10	V1-T4-47	V1-T4-74	MB2040P200BTS ⑤
200	Horn	OH/UG	②	5	20/40	Provision ③	BR	11	V1-T4-47	V1-T4-74	MB2040P200SD ⑦
200	Horn	OH/UG	10	5	20/40	CSR2200	BR	10	V1-T4-47	V1-T4-74	MB2040B200SD ⑦
200	Lever	OH/UG	10	5	None	CSR2200	None	14	V1-T4-45	V1-T4-73	CMBXB200BTS ④
200	Lever	OH/UG	10	5	12/12	CSR2200	CH	14	V1-T4-45	V1-T4-73	CMBX1212B200BTS ④⑥
200	Lever	OH/UG	10	5	32/42	CSR2200	CH	14	V1-T4-46	V1-T4-73	CMBX3242B200BTS ④
200	Lever	OH/UG	10	5	None	Provision	None	14	V1-T4-45	V1-T4-73	CMBXP200BTS ④
200	Lever	OH/UG	10	5	12/12	Provision	CH	14	V1-T4-45	V1-T4-73	CMBX1212P200BTS ④⑥
200	Lever	OH/UG	10	5	32/42	Provision	CH	14	V1-T4-46	V1-T4-73	CMBX3242P200BTS ④
200	None	OH/UG	②	4	4/8	Provision	BR	21	V1-T4-46	V1-T4-73	MBT48P200BTS ⑥
200	None	OH/UG	22	4	4/8	CSR2200	BR	21	V1-T4-46	V1-T4-73	MBT48B200BTS ⑥

#### Notes

- ① See **Page V1-T4-68** for box details.
- ② Per installed main breaker rating.
- ③ When a provision for main is provided, order one of the main breakers listed on **Page V1-T4-43**. All panels are dual labeled to accept Types BW, CSR, CSH Main Breakers.
- ④ Copper bus.
- ⑤ One-piece cover on utility side, Florida approved.
- ⑥ Units come with feed-through lugs.
- ⑦ Xcel approved.

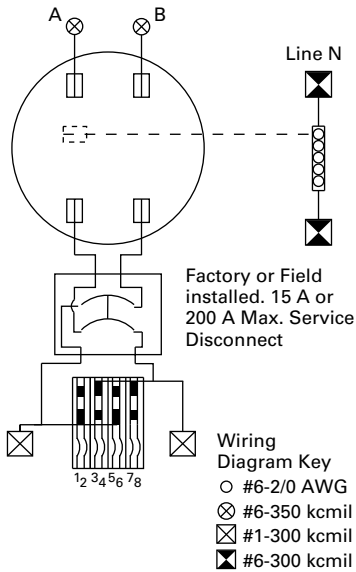
# 4.9

## Group Metering and Meter Breakers

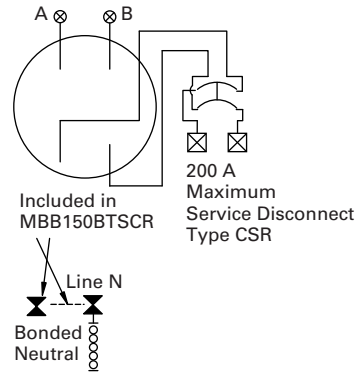
### Meter Breakers

4

**Catalog Numbers—**MBT48B200BTS, MBT48P200BTS, MBT48B150BTS, MBT48P150BTS



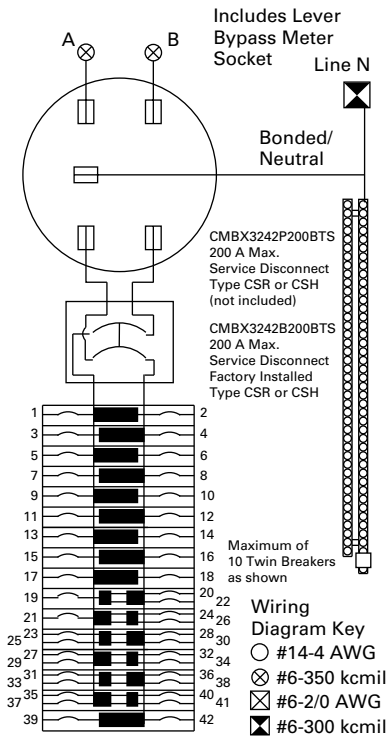
**Catalog Numbers—**MBB150BTSC, MBB150BTSCR, MBB200BTSCR and MBB200BTSC



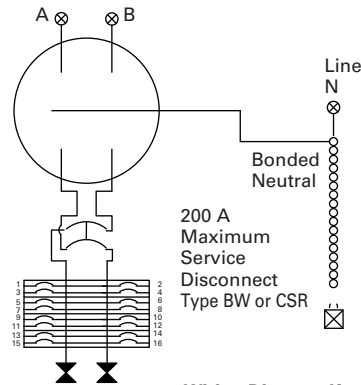
**Wiring Diagram Key**

- #6-2/0 AWG
- ⊗ #6-350 kcmil
- ⊡ #6-250 kcmil
- ⊠ #1-300 kcmil

**Catalog Numbers—**CMBX3242P200BTS, CMBX3242B200BTS



**Catalog Numbers—**MB816P200STD, MB816B200BTS, MB816B200BTSCU, MB816P200BTS, MB816P200BTSCU and MB816P200BTS



**Wiring Diagram Key**

- #14-4 AWG
- ⊗ #6-350 kcmil
- #6-2/0 AWG
- ⊡ #6-300 kcmil
- ⊠ #6-300 kcmil

#### Product Selection

Meter Breaker with Interlock Cover



4

#### Mechanical Interlock Cover

Mechanical Interlock Deadfront	Meter Breaker Catalog Number
MBDF1M	CMB1212B200BTS
	CMB1212B200BTSD
	CMB1212P200BTS
	CMB1212P200BTSD
MBDF2M	MB816B200BTS
	MB816B200BTSCU
	MB816P200BTS
	MB816P200BTSCU
MBDF3M	MB816P200STD
	MB2040B200BTS
	MB2040P200BTS
MBDF4M	MB2040P200SD
	MBE816P200TS
	MBE816P200TSCU
MBDF5M	MBE2040B150BF
	MBE2040B150BS
	MBE2040B200BF
	MBE2040B200BS
MBDF6M	MBE2040B200TF
	MBE2040B200TS
	MBE2040P200TF
	MBE2040P200TS
MBDF7M	CMBE3242B150BF
	CMBE3242B150BS
	CMBE3242B200BF
	CMBE3242B200BS
	CMB3242B150BS
MBDF8M	CMB3242B200BS
	CMBE4242B200BSH
	CMBE4242B200BTF
MBDF9M	CMBE4242B200BTS
	MBE4040B200BSH
	MBE4040B200BSHH
MBDF9M	MBE4040B200BTF
	MBE4040B200BTS

Mechanical Interlock Deadfront	Meter Breaker Catalog Number
MBDF1AM	CMB2424M200BTS
MBDF10M	CMB24B200TFR
	CMB24B200TSR
MBDF11M	CMBXB200BTS
	CMBXP200BTS
MBDF12M	CMBX3242B200BTS
	CMBX3242P200BTS
MBDF13M	MBE3042B200BF
	MBE3042B225BF
MBDF14M	CMBE88B150BTF
	CMBE88B150BTS
	CMBE88B200BTF
	CMBE88B200BTS
MBDF15M	CMB88B150BTS
	CMB88B200BTS
	MBE48B150BTF
	MBE48B150BTS
MBDF16M	MBE48B200BTF
	MBE48B200BTS
	MBE88B150BTF
	MBE88B150BTS
MBDF17M	MBE88B200BTF
	MBE88B200BTS
	MBE2040BC200BTS
	MBE2040BH200BTF
MBDF17M	MBE2040BH200BTS
	MBE2040B150BTF
	MBE2040B150BTS
	MBE2040B200BTF
	MBE2040B200BTS
	MBE2040B200BTSV
	MBE2040B225BTF
MBE2040B225BTS	

# 4.9 Metering Products

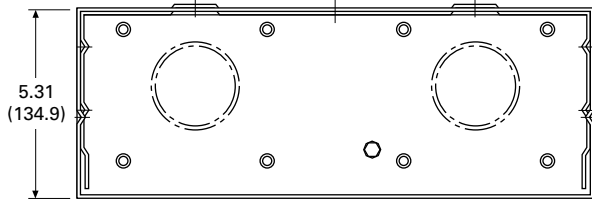
## Meter Breakers

Approximate Dimensions in Inches (mm)

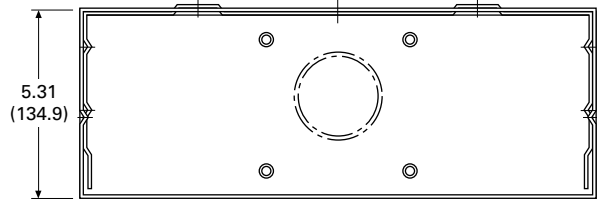
**Knockouts for Non-EUSERC Units Catalog Numbers—**  
**MBB150BTS, MBB200BTS, MBP200BTS, MB816P200BTS,**  
**MB816P200BTSCU, MB816P200BTSD, MB816B200BTS,**  
**MB816B200BTSCU, MB2040P200BTS, MB2040B200BTS,**  
**MBP200BTSD, MBP200SD, MB816P200STD,**  
**MB2040B150SD, MB2040B200SD and MB2040P200SD**

**Knockouts for Non-EUSERC Units Catalog Numbers—**  
**CMB2424B200BTS, MBB150BTSCR, MBB200BTSCR,**  
**MBB150BTSC, MBB200BTSC and CMB2436B200BTS**

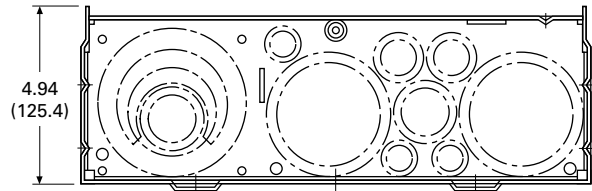
4



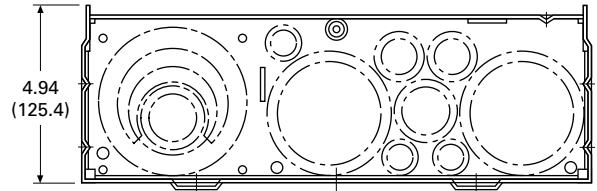
Top Surface



Top Surface (Catalog Numbers with SC and SCR Suffix Only)



Bottom



Bottom

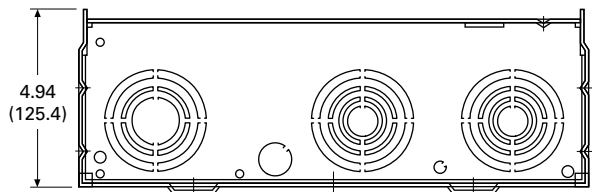
### Top Endwall (Surface)

Hub Provision Catalog Number	Quantity
DS100H2	①
DS125H2	①
DS150H2	①
DS200H2	①
DS250H2	①
DS300H2	①
DS900AP (Adapter Plate) ②	①

### Bottom Endwall

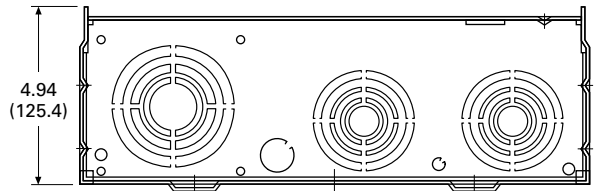
Knockout Size Dimensions in Inches (mm)	Quantity
0.31 (7.9)	3
0.50 (12.7)	3
0.50, 0.75 (12.7, 19.1)	2
0.75, 1.00 (12.7, 25.4)	1
1.25, 1.50, 2.00, 2.50 (19.1, 38.1, 50.8, 63.5)	2
1.50, 2.00, 2.50, 3.00 (38.1, 50.8, 63.5, 76.2)	1

**Knockouts for Non-EUSERC Units Catalog Number—**  
**CHMMB100BTS**



Bottom

**Knockouts for Non-EUSERC Units Catalog Numbers—**  
**CHMMB150BTS and CHMMB200BTS**



Bottom

### Bottom Endwall

Knockout Size Dimensions in Inches (mm)	Quantity
0.31 (7.9)	1
0.50 (12.7)	1
0.50, 0.75, 1.00, 1.25, 1.50, 2.00, 2.50 (12.7, 19.1, 25.4, 31.8, 38.1, 50.8, 63.5)	2
1.00, 1.25, 1.50, 2.00, 2.50 (25.4, 31.8, 38.1, 50.8, 63.5)	1

### Bottom Endwall

Knockout Size Dimensions in Inches (mm)	Quantity
0.31 (7.9)	1
0.50 (12.7)	1
0.50, 0.75, 1.00, 1.25, 1.50, 2.00, 2.50 (12.7, 19.1, 25.4, 31.8, 38.1, 50.8, 63.5)	2
1.00, 1.25, 1.50, 2.00, 2.50, 3.00 (25.4, 31.8, 38.1, 50.8, 63.5, 76.2)	1

### Notes

- ① For details regarding quantities, please contact the Technical Resource Center (TRC) at 1-877-ETN-CARE.
- ② Use when DS H1 Type 1, 1.25 and 1.50-inch hubs are needed.