

LOW VOLTAGE SWITCHES

LVSW-100 SERIES

Low voltage pushbutton switches for on/off control of one or more loads

Compatible with LC8, LP8, LI and LMCP Series lighting control panels

LED pilot light on each button



Field replaceable button interface

Single gang devices, compatible with standard decorator style face plates

Appearance matches DLM LMSW-100 Series digital wall switches



DESCRIPTION

LVSW-100 Series Low Voltage Switches are lighting control devices that use conventional multi-conductor low voltage wiring for control of single or multiple loads. Each button provides a momentary contact that is intended for use with compatible low voltage relay panels or lighting control devices. Each button has an LED indicator that can serve as a status indicator or as a locator light.

OPERATION

LVSW-100 Series switches are totally passive and contain no active electronics or power supply. The buttons are single pole momentary contact and all share a common return. Operation is dependent upon a Class 2 connection to a compatible relay panel or other device that can react to a momentary contact signal. The LED indicators associated with each switch button are reliant on a 24 VDC source originating from the lighting control panel.

LED AND BUTTON OPTIONS

Switches are available with one, two, three, four and eight buttons. If the connected panel supports the feature, the blue LED associated with each button can be used to indicate the state of the controlled lighting load. Alternately, the LED indicators can be lighted continuously and serve as locator lights to help users find the switch in the dark. Each switch may be personalized in the field with custom-engraved buttons.

APPLICATIONS

The LVSW-100 Series Low Voltage Switches are perfect for use with LC8 Series lighting control panels, as well as Lighting Integrator panels or LP8 Series "Peanut" panels. The switches can also be used with Wattstopper Power Packs or Occupancy Sensors with a manual override input terminal. They are ideal for applications that do not require, or do not accommodate, digital switch control yet would benefit from the styling that matches the appearance of Digital Lighting Management (DLM) digital wall switches, such as projects combining DLM controls and small panels.

FEATURES

- Sleek single gang devices fit decorator wall plates (not supplied)
- 1-, 2-, 3-, 4-, and 8-button models
- Blue LED indicator on each button can be used as a locator light or as a status indicator
- Five color options and custom engraving options; standard buttons may be replaced in the field
- The product meets the materials restrictions of RoHS

PROJECT

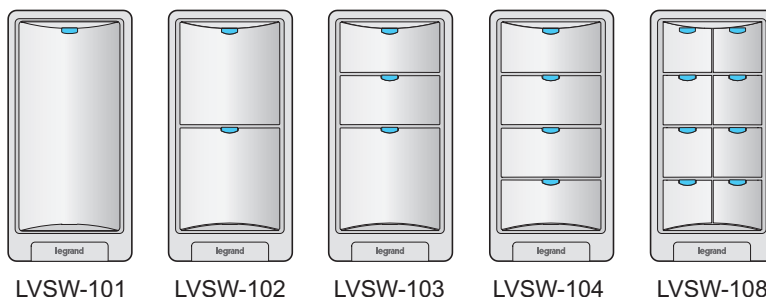
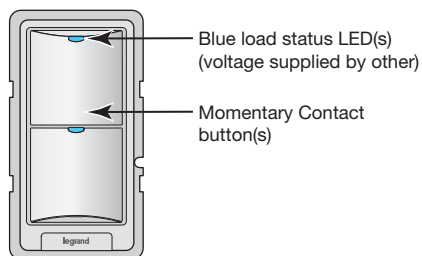
LOCATION/
TYPE

SPECIFICATIONS

- Input voltage: 24 VDC maximum, from panel
- Maximum contact operating current: 50 mA
- Maximum operating current (per LED): 30 mA
- Wire connections; removable terminal blocks
 - One terminal per button
 - One terminal per LED
 - Two common terminals; shared with all buttons and LEDs
- Operating conditions: for indoor use only; 32-130°F (0-55°C), 5-95% RH non-condensing
- UL and cUL listed
- Five year warranty

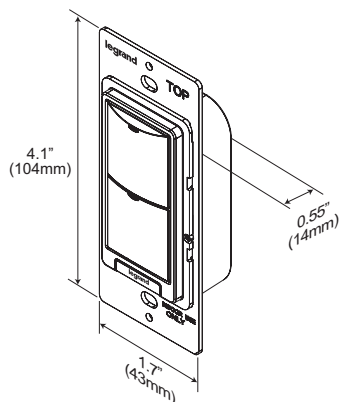
PRODUCT CONTROLS

Product Controls and Models

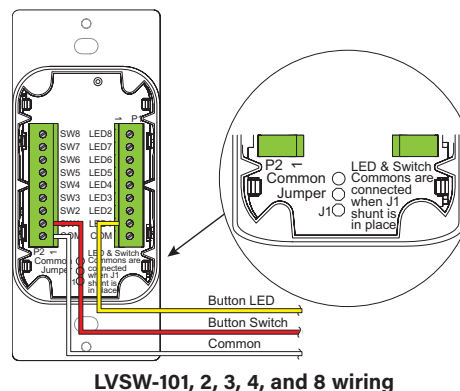


DIMENSIONS & WIRING

Dimensions



Wiring



Typical wiring for one button and LED. Add two additional wires for each additional button and LED (e.g. 5 wires for LVSW-102, 7 wires for LVSW-103, etc.).

NOTE: A removable jumper/shunt is included on all models to connect the two common terminals, or keep them electrically isolated.

ORDERING INFORMATION

Catalog #		Color	Description
<input type="checkbox"/>	LVSW-101-W	White	1-Button Low Voltage Wall Switch
<input type="checkbox"/>	LVSW-101-LA	Light Almond	
<input type="checkbox"/>	LVSW-101-I	Ivory	
<input type="checkbox"/>	LVSW-101-G	Gray	
<input type="checkbox"/>	LVSW-101-B	Black	
<input type="checkbox"/>	LVSW-102-W	White	2-Button Low Voltage Wall Switch
<input type="checkbox"/>	LVSW-102-LA	Light Almond	
<input type="checkbox"/>	LVSW-102-I	Ivory	
<input type="checkbox"/>	LVSW-102-G	Gray	
<input type="checkbox"/>	LVSW-102-B	Black	
<input type="checkbox"/>	LVSW-103-W	White	3-Button Low Voltage Wall Switch
<input type="checkbox"/>	LVSW-103-LA	Light Almond	
<input type="checkbox"/>	LVSW-103-I	Ivory	
<input type="checkbox"/>	LVSW-103-G	Gray	
<input type="checkbox"/>	LVSW-103-B	Black	

Catalog #		Color	Description
<input type="checkbox"/>	LVSW-104-W	White	4-Button Low Voltage Wall Switch
<input type="checkbox"/>	LVSW-104-LA	Light Almond	
<input type="checkbox"/>	LVSW-104-I	Ivory	
<input type="checkbox"/>	LVSW-104-G	Gray	
<input type="checkbox"/>	LVSW-104-B	Black	
<input type="checkbox"/>	LVSW-108-W	White	8-Button Low Voltage Wall Switch
<input type="checkbox"/>	LVSW-108-LA	Light Almond	
<input type="checkbox"/>	LVSW-108-I	Ivory	
<input type="checkbox"/>	LVSW-108-G	Gray	
<input type="checkbox"/>	LVSW-108-B	Black	

Note: Switches do not include face plates. Order decorator style plate separately.

LOW VOLTAGE SWITCHES

LVSW-100 SERIES

Low voltage pushbutton switches for on/off control of one or more loads

Compatible with LC8, LP8, LI and LMCP Series lighting control panels

LED pilot light on each button



Field replaceable button interface

Single gang devices, compatible with standard decorator style face plates

Appearance matches DLM LMSW-100 Series digital wall switches



DESCRIPTION

LVSW-100 Series Low Voltage Switches are lighting control devices that use conventional multi-conductor low voltage wiring for control of single or multiple loads. Each button provides a momentary contact that is intended for use with compatible low voltage relay panels or lighting control devices. Each button has an LED indicator that can serve as a status indicator or as a locator light.

OPERATION

LVSW-100 Series switches are totally passive and contain no active electronics or power supply. The buttons are single pole momentary contact and all share a common return. Operation is dependent upon a Class 2 connection to a compatible relay panel or other device that can react to a momentary contact signal. The LED indicators associated with each switch button are reliant on a 24 VDC source originating from the lighting control panel.

LED AND BUTTON OPTIONS

Switches are available with one, two, three, four and eight buttons. If the connected panel supports the feature, the blue LED associated with each button can be used to indicate the state of the controlled lighting load. Alternately, the LED indicators can be lighted continuously and serve as locator lights to help users find the switch in the dark. Each switch may be personalized in the field with custom-engraved buttons.

APPLICATIONS

The LVSW-100 Series Low Voltage Switches are perfect for use with LC8 Series lighting control panels, as well as Lighting Integrator panels or LP8 Series "Peanut" panels. The switches can also be used with Wattstopper Power Packs or Occupancy Sensors with a manual override input terminal. They are ideal for applications that do not require, or do not accommodate, digital switch control yet would benefit from the styling that matches the appearance of Digital Lighting Management (DLM) digital wall switches, such as projects combining DLM controls and small panels.

FEATURES

- Sleek single gang devices fit decorator wall plates (not supplied)
- 1-, 2-, 3-, 4-, and 8-button models
- Blue LED indicator on each button can be used as a locator light or as a status indicator
- Five color options and custom engraving options; standard buttons may be replaced in the field
- The product meets the materials restrictions of RoHS

PROJECT

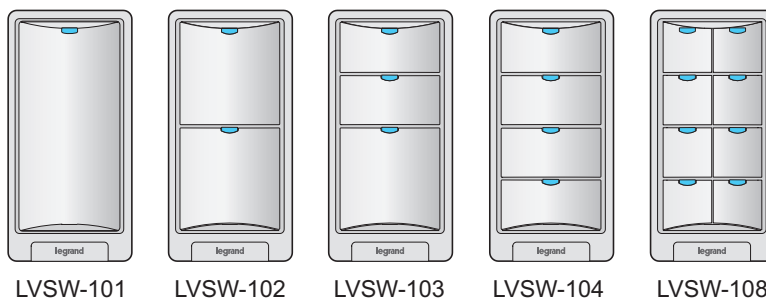
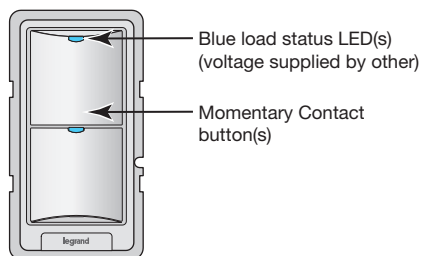
LOCATION/
TYPE

SPECIFICATIONS

- Input voltage: 24 VDC maximum, from panel
- Maximum contact operating current: 50 mA
- Maximum operating current (per LED): 30 mA
- Wire connections; removable terminal blocks
 - One terminal per button
 - One terminal per LED
 - Two common terminals; shared with all buttons and LEDs
- Operating conditions: for indoor use only; 32-130°F (0-55°C), 5-95% RH non-condensing
- UL and cUL listed
- Five year warranty

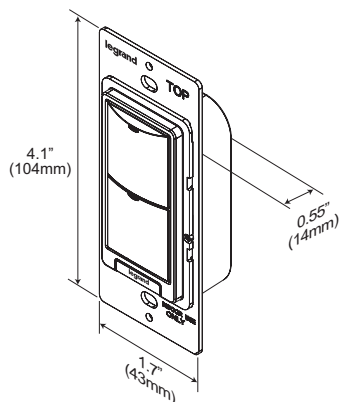
PRODUCT CONTROLS

Product Controls and Models

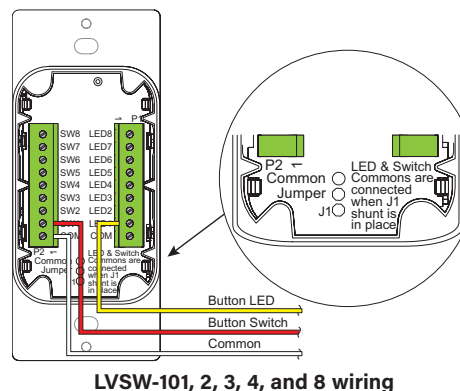


DIMENSIONS & WIRING

Dimensions



Wiring



Typical wiring for one button and LED. Add two additional wires for each additional button and LED (e.g. 5 wires for LVSW-102, 7 wires for LVSW-103, etc.).

NOTE: A removable jumper/shunt is included on all models to connect the two common terminals, or keep them electrically isolated.

ORDERING INFORMATION

Catalog #		Color	Description
<input type="checkbox"/>	LVSW-101-W	White	1-Button Low Voltage Wall Switch
<input type="checkbox"/>	LVSW-101-LA	Light Almond	
<input type="checkbox"/>	LVSW-101-I	Ivory	
<input type="checkbox"/>	LVSW-101-G	Gray	
<input type="checkbox"/>	LVSW-101-B	Black	
<input type="checkbox"/>	LVSW-102-W	White	2-Button Low Voltage Wall Switch
<input type="checkbox"/>	LVSW-102-LA	Light Almond	
<input type="checkbox"/>	LVSW-102-I	Ivory	
<input type="checkbox"/>	LVSW-102-G	Gray	
<input type="checkbox"/>	LVSW-102-B	Black	
<input type="checkbox"/>	LVSW-103-W	White	3-Button Low Voltage Wall Switch
<input type="checkbox"/>	LVSW-103-LA	Light Almond	
<input type="checkbox"/>	LVSW-103-I	Ivory	
<input type="checkbox"/>	LVSW-103-G	Gray	
<input type="checkbox"/>	LVSW-103-B	Black	

Catalog #		Color	Description
<input type="checkbox"/>	LVSW-104-W	White	4-Button Low Voltage Wall Switch
<input type="checkbox"/>	LVSW-104-LA	Light Almond	
<input type="checkbox"/>	LVSW-104-I	Ivory	
<input type="checkbox"/>	LVSW-104-G	Gray	
<input type="checkbox"/>	LVSW-104-B	Black	
<input type="checkbox"/>	LVSW-108-W	White	8-Button Low Voltage Wall Switch
<input type="checkbox"/>	LVSW-108-LA	Light Almond	
<input type="checkbox"/>	LVSW-108-I	Ivory	
<input type="checkbox"/>	LVSW-108-G	Gray	
<input type="checkbox"/>	LVSW-108-B	Black	

Note: Switches do not include face plates. Order decorator style plate separately.