

# FM7™ Unilet® Conduit Outlet Bodies

For use with Rigid Steel, Rigid Aluminum and IMC Conduit.

## Applications

- Serve as pulling fittings.
- Make bends in conduit system.
- Provide openings for splicing.
- Connect and change direction of conduit runs.
- Allow connections for branch runs.
- Permit access to conductors for maintenance.

## Features

- Smooth, rounded integral bushings in hubs protect conductor insulation.
- Accurately tapped, tapered threads for tight, rigid joints and excellent ground continuity.
- Wedge-Lok™ Form-IN-Place covers with integral gasket are approved for use in wet locations. Grayloy-iron bodies with cast covers and gasket are approved for use in wet locations.
- Unique Wedge-Lok™ clip cover design allows easy removal at any later time, without damaging the conduit body. The cover is secured with clips, not screws.
- Completely interchangeable with Crouse-Hinds<sup>+</sup> Form 7™<sup>+</sup> bodies, gaskets and covers. Equivalent FM7 and Form 7™ units have identical applications and installation dimensions.
- Flat back design provides greater cubic content for easier wire pulling, and more room for splicing. Fits flush and snug against flat surfaces for more stable installation.
- Smooth hub bushings and cover openings protect conductor insulation. Smooth hub openings allow easy conduit joining.
- Pan-head cover screws secure cover clips and provide superior screwdriver seating and torque. Cover screws and clips are captive to prevent loss.
- Hub size, body style, compliance data, maximum wire number/size and cubic capacity molded into body.

## Standard Materials

- Body: Grayloy-iron or copperfree (4/10 of 1% max.) aluminum
- Covers: Grayloy-iron, copperfree (4/10 of 1% max.) aluminum or steel
- Cover screws: stainless steel

## Standard Finishes

- Grayloy-iron bodies and covers: triplecoat — (1) zinc electroplate, (2) chromate, and (3) epoxy powder coat
- Cast aluminum bodies and covers: epoxy powder coat
- Steel covers: zinc electroplate
- Stamped aluminum covers: natural finish

## Certifications and Compliances

- UL Standard: 514A , 514B
- UL Listed: E2527
- CSA Standard: C22.2 No. 18.3
- CSA Certified: 065183
- NEMA Standard: FB-1

## Options

- PVC coating available on select aluminum bodies and covers. Add suffix **-PVC** to catalog number.



Type LB

## Illustrated Features



Conduit Body with Cast Aluminum Cover, 1" Type C shown



Grayloy™-Iron, 1" Type C shown with cut-away body and cover to illustrate Wedge-Lok™ Clip Cover detail

Illustrated views are cut away to demonstrate back configurations.



Appleton FM7 (C57, 1-1/2")  
28 Cubic Inches Capacity  
Flat-Back Design



Crouse-Hinds Form 7 (C57, 1-1/2")  
26 Cubic Inches Capacity

<sup>+</sup> Crouse-Hinds and Form 7 are registered trademarks of Cooper Crouse-Hinds.

# FM7™ Unilet® Conduit Bodies

For use with Rigid Steel, Rigid Aluminum and IMC Conduit.

Fittings

FITTINGS: CONDUIT BODIES

## Appleton FM7 Conduit Bodies \*

| Hub Size<br>(inches) | C   |            | LB  |            | LL  |            | LR   |            | T   |            |
|----------------------|---|------------|---|------------|---|------------|--|------------|---|------------|
|                      | Grayloy-Iron  | Aluminum ‡ | Grayloy-Iron  | Aluminum ‡ | Grayloy-Iron  | Aluminum ‡ | Grayloy-Iron   | Aluminum ‡ | Grayloy-Iron  | Aluminum ‡ |
|                      |  |            |  |            |  |            |  |            |  |            |
| 1/2                  | C17   | C17-SA     | LB17  | LB17-SA    | LL17  | LL17-SA    | LR17   | LR17-SA    | T17   | T17-SA     |
| 3/4                  | C27   | C27-SA     | LB27  | LB27-SA    | LL27  | LL27-SA    | LR27   | LR27-SA    | T27   | T27-SA     |
| 1                    | C37   | C37-SA     | LB37  | LB37-SA    | LL37  | LL37-SA    | LR37   | LR37-SA    | T37   | T37-SA     |
| 1-1/4                | C47   | C47-SA     | LB47  | LB47-SA    | LL47  | LL47-SA    | LR47   | LR47-SA    | T47   | T47-SA     |
| 1-1/2                | C57   | C57-SA     | LB57  | LB57-SA    | LL57  | LL57-SA    | LR57   | LR57-SA    | T57   | T57-SA     |
| 2                    | C67   | C67-SA     | LB67  | LB67-SA    | LL67  | LL67-SA    | LR67   | LR67-SA    | T67   | T67-SA     |
| 2-1/2                | C77   | C77-SA     | LB77  | LB77-SA    | LL77  | LL77-SA    | LR77   | LR77-SA    | T77   | T77-SA     |
| 3                    | C87   | C87-SA     | LB87  | LB87-SA    | LL87  | LL87-SA    | LR87   | LR87-SA    | T87   | T87-SA     |
| 3-1/2                | —   | —          | LB97  | LB97-SA    | LL97  | LL97-SA    | LR97   | LR97-SA    | T97   | T97-SA     |
| 4                    | —   | —          | LB107   | LB107-SA   | LL107   | LL107-SA   | LR107  | LR107-SA   | T107  | T107-SA    |

| Hub Size<br>(inches) | E   |          | L †   |          | TA  |          | TB   |            | X   |            |
|----------------------|---|----------|---|----------|---|----------|--|------------|---|------------|
|                      | Grayloy-Iron  | Aluminum | Grayloy-Iron  | Aluminum | Grayloy-Iron  | Aluminum | Grayloy-Iron   | Aluminum ‡ | Grayloy-Iron  | Aluminum ‡ |
|                      |  |          |  |          |  |          |  |            |  |            |
| 1/2                  | E17   | E17-SA   | L17   | —        | TA17  | —        | TB17   | TB17-SA    | X17   | X17-SA     |
| 3/4                  | E27   | E27-SA   | L27   | —        | TA27  | —        | TB27   | TB27-SA    | X27   | X27-SA     |
| 1                    | E37   | E37-SA   | L37   | —        | TA37  | —        | TB37   | TB37-SA    | X37   | X37-SA     |
| 1-1/4                | —   | —        | L47   | —        | TA47  | —        | TB47   | TB47-SA    | X47   | X47-SA     |
| 1-1/2                | —   | —        | L57   | —        | TA57  | —        | TB57   | TB57-SA    | X57   | X57-SA     |
| 2                    | —   | —        | L67   | —        | TA67  | —        | TB67   | TB67-SA    | X67   | X67-SA     |

\* Refer to following pages for Wiring Capacity Table.

† L Unilets have double opening and are furnished with one steel cover, assembled.

‡ PVC coating available on select aluminum bodies. Add suffix **-PVC** to catalog number.

# FM7™ Unilet® Conduit Outlet Bodies and Covers Wiring Capacity

For use with Rigid Steel, Rigid Aluminum and IMC Conduit.

Fittings  
FITTINGS: CONDUIT BODIES

## Wiring Capacity: Combine Body and Cover Capacities for Total Usable Capacity per NEC 314.16(A)

| Hub Size (Inches)                                     | Capacity (in <sup>3</sup> /dm <sup>3</sup> ) |                |                 |                 |                |                 |                |                |                | Stamped Cover  | Cast Cover     |                |
|---|--|----------------|-----------------|-----------------|----------------|-----------------|----------------|----------------|----------------|----------------|----------------|----------------|
|   | C  | E              | LB              | LL LR           | L              | T               | TA             | TB             | X              |                |                |                |
| <b>FM7™ Grayloy™-Iron Bodies and Covers: Threaded</b> |  |                |                 |                 |                |                 |                |                |                |                |                |                |
| 1/2   | 4.00/<br>0.07                                | 4.00/<br>0.07  | 4.00/<br>0.07   | 4.00/<br>0.07   | 5.00/<br>0.08  | 6.00/<br>0.10   | 6.00/<br>0.10  | 6.00/<br>0.10  | 6.00/<br>0.10  | 6.00/<br>0.10  | 0.30/<br>0.00  | 0.40/<br>0.01  |
| 3/4   | 7.00/<br>0.11                                | 7.00/<br>0.11  | 7.00/<br>0.11   | 7.00/<br>0.11   | 9.00/<br>0.15  | 10.00/<br>0.16  | 10.00/<br>0.16 | 10.00/<br>0.16 | 10.00/<br>0.16 | 10.00/<br>0.16 | 0.50/<br>0.01  | 0.80/<br>0.01  |
| 1   | 11.00/<br>0.18                               | 11.00/<br>0.18 | 11.00/<br>0.18  | 11.00/<br>0.18  | 13.50/<br>0.22 | 15.50/<br>0.25  | 15.50/<br>0.25 | 15.50/<br>0.25 | 15.50/<br>0.25 | 15.50/<br>0.25 | 1.30/<br>0.02  | 1.30/<br>0.02  |
| 1-1/4   | 20.00/<br>0.33                               | —              | 20.00/<br>0.33  | 20.00/<br>0.33  | 22.50/<br>0.37 | 20.00/<br>0.33  | 20.00/<br>0.33 | 20.00/<br>0.33 | 20.00/<br>0.33 | 20.00/<br>0.33 | 1.80/<br>0.03  | 2.00/<br>0.03  |
| 1-1/2   | 28.00/<br>0.46                               | —              | 28.00/<br>0.46  | 28.00/<br>0.46  | 31.00/<br>0.51 | 28.00/<br>0.46  | 28.00/<br>0.46 | 28.00/<br>0.46 | 28.00/<br>0.46 | 28.00/<br>0.46 | 2.30/<br>0.04  | 3.00/<br>0.05  |
| 2   | 50.00/<br>0.82                               | —              | 50.00/<br>0.82  | 50.00/<br>0.82  | 50.00/<br>0.82 | 50.00/<br>0.82  | 50.00/<br>0.82 | 50.00/<br>0.82 | 50.00/<br>0.82 | 50.00/<br>0.82 | 2.80/<br>0.05  | 4.80/<br>0.08  |
| 2-1/2   | 102.00/<br>1.67                              | —              | 102.00/<br>1.67 | 102.00/<br>1.67 | —              | 102.00/<br>1.67 | —              | —              | —              | —              | 9.80/<br>0.16  | 9.70/<br>0.16  |
| 3   | 133.00/<br>2.18                              | —              | 133.00/<br>2.18 | 133.00/<br>2.18 | —              | 133.00/<br>2.18 | —              | —              | —              | —              | 9.80/<br>0.16  | 9.70/<br>0.16  |
| 3-1/2   | —  | —              | 218.00/<br>3.57 | 218.00/<br>3.57 | —              | 218.00/<br>3.57 | —              | —              | —              | —              | 16.50/<br>0.27 | 16.00/<br>0.26 |
| 4   | —  | —              | 244.00/<br>4.00 | 244.00/<br>4.00 | —              | 244.00/<br>4.00 | —              | —              | —              | —              | 16.50/<br>0.27 | 16.00/<br>0.26 |
| <b>FM7™ Aluminum Bodies and Covers: Threaded</b>      |  |                |                 |                 |                |                 |                |                |                |                |                |                |
| 1/2   | 4.00/<br>0.07                                | 4.00/<br>0.07  | 4.00/<br>0.07   | 4.00/<br>0.07   | —              | 6.00/<br>0.10   | —              | 6.00/<br>0.10  | 6.00/<br>0.10  | 6.00/<br>0.10  | 0.30/<br>0.005 | 0.40/<br>0.007 |
| 3/4   | 7.00/<br>0.11                                | 7.00/<br>0.11  | 7.00/<br>0.11   | 7.00/<br>0.11   | —              | 10.00/<br>0.16  | —              | 10.00/<br>0.16 | 10.00/<br>0.16 | 10.00/<br>0.16 | 0.50/<br>0.008 | 0.80/<br>0.01  |
| 1   | 11.00/<br>0.18                               | 11.00/<br>0.18 | 11.00/<br>0.18  | 11.00/<br>0.18  | —              | 15.50/<br>0.25  | —              | 15.50/<br>0.25 | 15.50/<br>0.25 | 15.50/<br>0.25 | 1.30/<br>0.02  | 1.30/<br>0.02  |
| 1-1/4   | 20.00/<br>0.33                               | —              | 20.00/<br>0.33  | 20.00/<br>0.33  | —              | 20.00/<br>0.33  | —              | 20.00/<br>0.33 | 20.00/<br>0.33 | 20.00/<br>0.33 | 1.80/<br>0.03  | 2.00/<br>0.03  |
| 1-1/2   | 28.00/<br>0.46                               | —              | 28.00/<br>0.46  | 28.00/<br>0.46  | —              | 28.00/<br>0.46  | —              | 28.00/<br>0.46 | 28.00/<br>0.46 | 28.00/<br>0.46 | 2.30/<br>0.04  | 3.00/<br>0.05  |
| 2   | 50.00/<br>0.82                               | —              | 50.00/<br>0.82  | 50.00/<br>0.82  | —              | 50.00/<br>0.82  | —              | 50.00/<br>0.82 | 50.00/<br>0.82 | 50.00/<br>0.82 | 2.80/<br>0.05  | 4.80/<br>0.08  |
| 2-1/2   | 102.00/<br>1.67                              | —              | 102.00/<br>1.67 | 102.00/<br>1.67 | —              | 102.00/<br>1.67 | —              | —              | —              | —              | 9.80/<br>0.16  | 9.70/<br>0.16  |
| 3   | 133.00/<br>2.18                              | —              | 133.00/<br>2.18 | 133.00/<br>2.18 | —              | 133.00/<br>2.18 | —              | —              | —              | —              | 9.80/<br>0.16  | 9.70/<br>0.16  |
| 3-1/2   | —  | —              | 218.00/<br>3.57 | 218.00/<br>3.57 | —              | 218.00/<br>3.57 | —              | —              | —              | —              | 16.50/<br>0.27 | 16.00/<br>0.26 |
| 4   | —  | —              | 244.00/<br>4.00 | 244.00/<br>4.00 | —              | 244.00/<br>4.00 | —              | —              | —              | —              | 16.50/<br>0.27 | 16.00/<br>0.26 |

# FM7™ Unilet® Conduit Outlet Body Dimensions

For use with Rigid Steel, Rigid Aluminum and IMC Conduit.

Fittings

FITTINGS: CONDUIT BODIES



| Hub Size (Inches) | Dimensions in Inches/Millimeters |             |             |              |             |             |             |              |              |             |            |             |              |             |              |             |             |             |  |
|-------------------|----------------------------------|-------------|-------------|--------------|-------------|-------------|-------------|--------------|--------------|-------------|------------|-------------|--------------|-------------|--------------|-------------|-------------|-------------|--|
|                   | A                                | B           | C           | D            | E           | F           | G           | H            | J            | K           | L          | M           | N            | P           | Q            | R           | S           | T           |  |
| 1/2               | 3.63/ 92.2                       | 1.38/ 35.1  | 1.38/ 35.1  | 5.38/ 136.7  | 3.31/ 84.1  | 2.25/ 57.2  | 2.25/ 57.2  | 3.94/ 100.1  | 4.56/ 115.8  | 1.75/ 44.5  | 0.63/ 16.0 | 1.25/ 31.8  | 3.19/ 81.0   | 0.94/ 23.9  | 5.63/ 143.0  | 2.63/ 66.8  | 1.56/ 39.6  | 2.44/ 62.0  |  |
| 3/4               | 4.25/ 108.0                      | 1.56/ 39.6  | 1.63/ 41.4  | 6.00/ 152.4  | 3.50/ 88.9  | 2.44/ 62.0  | 2.50/ 63.5  | 4.44/ 112.8  | 5.19/ 131.8  | 2.00/ 50.8  | 0.75/ 19.1 | 1.50/ 38.1  | 3.81/ 96.8   | 1.13/ 28.7  | 6.25/ 158.8  | 2.88/ 73.2  | 1.88/ 47.8  | 2.63/ 66.8  |  |
| 1                 | 5.00/ 127.0                      | 1.75/ 44.5  | 1.88/ 47.8  | 7.00/ 177.8  | 3.88/ 98.6  | 2.75/ 69.9  | 2.88/ 73.2  | 5.19/ 131.8  | 6.00/ 152.4  | 2.25/ 57.2  | 0.88/ 22.4 | 1.75/ 44.5  | 4.50/ 114.3  | 1.38/ 35.1  | 7.25/ 184.2  | 3.25/ 82.6  | 2.00/ 50.8  | 3.00/ 76.2  |  |
| 1-1/4             | 5.50/ 139.7                      | 2.19/ 55.6  | 2.31/ 58.7  | 7.44/ 189.0  | 4.13/ 104.9 | 3.19/ 81.0  | 3.31/ 84.1  | 5.44/ 138.2  | 6.50/ 165.1  | 2.31/ 58.7  | 1.13/ 28.7 | 2.19/ 55.6  | 5.00/ 127.0  | 1.75/ 44.5  | 7.44/ 189.0  | 3.31/ 84.1  | 2.19/ 55.6  | 3.19/ 81.0  |  |
| 1-1/2             | 6.00/ 152.4                      | 2.44/ 62.0  | 2.56/ 65.0  | 8.19/ 208.0  | 4.63/ 117.6 | 3.50/ 88.9  | 3.69/ 93.7  | 5.94/ 150.9  | 7.13/ 181.1  | 2.56/ 65.0  | 1.25/ 31.8 | 2.44/ 62.0  | 5.44/ 138.2  | 1.94/ 49.3  | 8.19/ 208.0  | 3.63/ 92.2  | 2.44/ 62.0  | 3.56/ 90.4  |  |
| 2                 | 7.00/ 177.8                      | 3.00/ 76.2  | 3.13/ 79.5  | 9.19/ 233.4  | 5.19/ 131.8 | 4.06/ 103.1 | 4.25/ 108.0 | 6.63/ 168.4  | 8.13/ 206.5  | 3.13/ 79.5  | 1.50/ 38.1 | 3.00/ 76.2  | 6.38/ 162.1  | 2.44/ 62.0  | 9.19/ 233.4  | 4.19/ 106.4 | 3.00/ 76.2  | 4.13/ 104.9 |  |
| 2-1/2             | 9.00/ 228.6                      | 4.25/ 108.0 | 3.63/ 92.2  | 12.00/ 304.8 | —           | 5.75/ 146.1 | 5.13/ 130.3 | 8.75/ 222.3  | 10.50/ 266.7 | 3.63/ 92.2  | 1.75/ 44.5 | 3.50/ 88.9  | 8.38/ 212.9  | 3.56/ 90.4  | 12.00/ 304.8 | —           | 4.25/ 108.0 | 5.75/ 146.1 |  |
| 3                 | 9.00/ 228.6                      | 4.25/ 108.0 | 4.38/ 111.3 | 12.00/ 304.8 | —           | 5.75/ 146.1 | 5.88/ 149.4 | 8.38/ 212.9  | 10.50/ 266.7 | 4.38/ 111.3 | 2.13/ 54.1 | 4.25/ 108.0 | 8.38/ 212.9  | 3.56/ 90.4  | 12.06/ 306.3 | —           | 4.25/ 108.0 | 5.75/ 146.1 |  |
| 3-1/2             | 11.00/ 279.4                     | 5.25/ 133.4 | 4.88/ 124.0 | —            | —           | 6.94/ 176.3 | 6.56/ 166.6 | 10.25/ 260.4 | 12.69/ 322.3 | 4.88/ 124.0 | 2.38/ 60.5 | 4.75/ 120.7 | 10.25/ 260.4 | 4.50/ 114.3 | 14.31/ 363.5 | —           | 5.25/ 133.4 | 6.94/ 176.3 |  |
| 4                 | 11.00/ 279.4                     | 5.25/ 133.4 | 5.38/ 136.7 | —            | —           | 6.94/ 176.3 | 7.06/ 179.3 | 10.00/ 254.0 | 12.69/ 322.3 | 5.38/ 136.7 | 2.63/ 66.8 | 5.25/ 133.4 | 10.25/ 260.4 | 4.50/ 114.3 | 14.31/ 363.5 | —           | 5.25/ 133.4 | 6.94/ 176.3 |  |

## Fraction/Decimal Equivalents (Inches)

| Fraction | Decimal | Fraction | Decimal | Fraction | Decimal | Fraction | Decimal |
|----------|---------|----------|---------|----------|---------|----------|---------|
| 1/16     | 0.06    | 5/16     | 0.31    | 9/16     | 0.56    | 13/16    | 0.81    |
| 1/8      | 0.13    | 3/8      | 0.38    | 5/8      | 0.63    | 7/8      | 0.88    |
| 3/16     | 0.19    | 7/16     | 0.44    | 11/16    | 0.69    | 15/16    | 0.94    |
| 1/4      | 0.25    | 1/2      | 0.50    | 3/4      | 0.75    | 1        | 1.00    |

# FM7™ Unilet® Conduit Outlet Bodies

For use with Rigid Steel, Rigid Aluminum and IMC Conduit.

## Applications

- Serve as pulling fittings.
- Make bends in conduit system.
- Provide openings for splicing.
- Connect and change direction of conduit runs.
- Allow connections for branch runs.
- Permit access to conductors for maintenance.

## Features

- Smooth, rounded integral bushings in hubs protect conductor insulation.
- Accurately tapped, tapered threads for tight, rigid joints and excellent ground continuity.
- Wedge-Lok™ Form-IN-Place covers with integral gasket are approved for use in wet locations. Grayloy-iron bodies with cast covers and gasket are approved for use in wet locations.
- Unique Wedge-Lok™ clip cover design allows easy removal at any later time, without damaging the conduit body. The cover is secured with clips, not screws.
- Completely interchangeable with Crouse-Hinds<sup>†</sup> Form 7™<sup>†</sup> bodies, gaskets and covers. Equivalent FM7 and Form 7™ units have identical applications and installation dimensions.
- Flat back design provides greater cubic content for easier wire pulling, and more room for splicing. Fits flush and snug against flat surfaces for more stable installation.
- Smooth hub bushings and cover openings protect conductor insulation. Smooth hub openings allow easy conduit joining.
- Pan-head cover screws secure cover clips and provide superior screwdriver seating and torque. Cover screws and clips are captive to prevent loss.
- Hub size, body style, compliance data, maximum wire number/size and cubic capacity molded into body.

## Standard Materials

- Body: Grayloy-iron or copperfree (4/10 of 1% max.) aluminum
- Covers: Grayloy-iron, copperfree (4/10 of 1% max.) aluminum or steel
- Cover screws: stainless steel

## Standard Finishes

- Grayloy-iron bodies and covers: triplecoat — (1) zinc electroplate, (2) chromate, and (3) epoxy powder coat
- Cast aluminum bodies and covers: epoxy powder coat
- Steel covers: zinc electroplate
- Stamped aluminum covers: natural finish

## Certifications and Compliances

- UL Standard: 514A , 514B
- UL Listed: E2527
- CSA Standard: C22.2 No. 18.3
- CSA Certified: 065183
- NEMA Standard: FB-1

## Options

- PVC coating available on select aluminum bodies and covers. Add suffix **-PVC** to catalog number.



Type LB

## Illustrated Features



Conduit Body with Cast Aluminum Cover, 1" Type C shown



Grayloy™-Iron, 1" Type C shown with cut-away body and cover to illustrate Wedge-Lok™ Clip Cover detail

Illustrated views are cut away to demonstrate back configurations.



Appleton FM7 (C57, 1-1/2")  
28 Cubic Inches Capacity  
Flat-Back Design



Crouse-Hinds Form 7 (C57, 1-1/2")  
26 Cubic Inches Capacity

<sup>†</sup> Crouse-Hinds and Form 7 are registered trademarks of Cooper Crouse-Hinds.






# FM7™ Unilet® Conduit Bodies

For use with Rigid Steel, Rigid Aluminum and IMC Conduit.






Fittings

FITTINGS: CONDUIT BODIES

## Appleton FM7 Conduit Bodies \*

| Hub Size<br>(inches) | C   |            | LB  |            | LL  |            | LR   |            | T   |            |
|----------------------|---|------------|---|------------|---|------------|--|------------|---|------------|
|                      | Grayloy-Iron  | Aluminum ‡ | Grayloy-Iron  | Aluminum ‡ | Grayloy-Iron  | Aluminum ‡ | Grayloy-Iron   | Aluminum ‡ | Grayloy-Iron  | Aluminum ‡ |
|                      |  |            |  |            |  |            |  |            |  |            |
| 1/2                  | C17   | C17-SA     | LB17  | LB17-SA    | LL17  | LL17-SA    | LR17   | LR17-SA    | T17   | T17-SA     |
| 3/4                  | C27   | C27-SA     | LB27  | LB27-SA    | LL27  | LL27-SA    | LR27   | LR27-SA    | T27   | T27-SA     |
| 1                    | C37   | C37-SA     | LB37  | LB37-SA    | LL37  | LL37-SA    | LR37   | LR37-SA    | T37   | T37-SA     |
| 1-1/4                | C47   | C47-SA     | LB47  | LB47-SA    | LL47  | LL47-SA    | LR47   | LR47-SA    | T47   | T47-SA     |
| 1-1/2                | C57   | C57-SA     | LB57  | LB57-SA    | LL57  | LL57-SA    | LR57   | LR57-SA    | T57   | T57-SA     |
| 2                    | C67   | C67-SA     | LB67  | LB67-SA    | LL67  | LL67-SA    | LR67   | LR67-SA    | T67   | T67-SA     |
| 2-1/2                | C77   | C77-SA     | LB77  | LB77-SA    | LL77  | LL77-SA    | LR77   | LR77-SA    | T77   | T77-SA     |
| 3                    | C87   | C87-SA     | LB87  | LB87-SA    | LL87  | LL87-SA    | LR87   | LR87-SA    | T87   | T87-SA     |
| 3-1/2                | —   | —          | LB97  | LB97-SA    | LL97  | LL97-SA    | LR97   | LR97-SA    | T97   | T97-SA     |
| 4                    | —   | —          | LB107   | LB107-SA   | LL107   | LL107-SA   | LR107  | LR107-SA   | T107  | T107-SA    |

| Hub Size<br>(inches) | E   |          | L †   |          | TA  |          | TB   |            | X   |            |
|----------------------|---|----------|---|----------|---|----------|--|------------|---|------------|
|                      | Grayloy-Iron  | Aluminum | Grayloy-Iron  | Aluminum | Grayloy-Iron  | Aluminum | Grayloy-Iron   | Aluminum ‡ | Grayloy-Iron  | Aluminum ‡ |
|                      |  |          |  |          |  |          |  |            |  |            |
| 1/2                  | E17   | E17-SA   | L17   | —        | TA17  | —        | TB17   | TB17-SA    | X17   | X17-SA     |
| 3/4                  | E27   | E27-SA   | L27   | —        | TA27  | —        | TB27   | TB27-SA    | X27   | X27-SA     |
| 1                    | E37   | E37-SA   | L37   | —        | TA37  | —        | TB37   | TB37-SA    | X37   | X37-SA     |
| 1-1/4                | —   | —        | L47   | —        | TA47  | —        | TB47   | TB47-SA    | X47   | X47-SA     |
| 1-1/2                | —   | —        | L57   | —        | TA57  | —        | TB57   | TB57-SA    | X57   | X57-SA     |
| 2                    | —   | —        | L67   | —        | TA67  | —        | TB67   | TB67-SA    | X67   | X67-SA     |

\* Refer to following pages for Wiring Capacity Table.

† L Unilets have double opening and are furnished with one steel cover, assembled.

‡ PVC coating available on select aluminum bodies. Add suffix **-PVC** to catalog number.

# FM7™ Unilet® Conduit Outlet Bodies and Covers Wiring Capacity

For use with Rigid Steel, Rigid Aluminum and IMC Conduit.

Fittings  
FITTINGS: CONDUIT BODIES

## Wiring Capacity: Combine Body and Cover Capacities for Total Usable Capacity per NEC 314.16(A)

| Hub Size (Inches)                                     | Capacity (in <sup>3</sup> /dm <sup>3</sup> ) |                |                 |                 |                |                 |                |                |                | Stamped Cover  | Cast Cover     |                |
|---|--|----------------|-----------------|-----------------|----------------|-----------------|----------------|----------------|----------------|----------------|----------------|----------------|
|   | C  | E              | LB              | LL LR           | L              | T               | TA             | TB             | X              |                |                |                |
| <b>FM7™ Grayloy™-Iron Bodies and Covers: Threaded</b> |  |                |                 |                 |                |                 |                |                |                |                |                |                |
| 1/2   | 4.00/<br>0.07                                | 4.00/<br>0.07  | 4.00/<br>0.07   | 4.00/<br>0.07   | 5.00/<br>0.08  | 6.00/<br>0.10   | 6.00/<br>0.10  | 6.00/<br>0.10  | 6.00/<br>0.10  | 6.00/<br>0.10  | 0.30/<br>0.00  | 0.40/<br>0.01  |
| 3/4   | 7.00/<br>0.11                                | 7.00/<br>0.11  | 7.00/<br>0.11   | 7.00/<br>0.11   | 9.00/<br>0.15  | 10.00/<br>0.16  | 10.00/<br>0.16 | 10.00/<br>0.16 | 10.00/<br>0.16 | 10.00/<br>0.16 | 0.50/<br>0.01  | 0.80/<br>0.01  |
| 1   | 11.00/<br>0.18                               | 11.00/<br>0.18 | 11.00/<br>0.18  | 11.00/<br>0.18  | 13.50/<br>0.22 | 15.50/<br>0.25  | 15.50/<br>0.25 | 15.50/<br>0.25 | 15.50/<br>0.25 | 15.50/<br>0.25 | 1.30/<br>0.02  | 1.30/<br>0.02  |
| 1-1/4   | 20.00/<br>0.33                               | —              | 20.00/<br>0.33  | 20.00/<br>0.33  | 22.50/<br>0.37 | 20.00/<br>0.33  | 20.00/<br>0.33 | 20.00/<br>0.33 | 20.00/<br>0.33 | 20.00/<br>0.33 | 1.80/<br>0.03  | 2.00/<br>0.03  |
| 1-1/2   | 28.00/<br>0.46                               | —              | 28.00/<br>0.46  | 28.00/<br>0.46  | 31.00/<br>0.51 | 28.00/<br>0.46  | 28.00/<br>0.46 | 28.00/<br>0.46 | 28.00/<br>0.46 | 28.00/<br>0.46 | 2.30/<br>0.04  | 3.00/<br>0.05  |
| 2   | 50.00/<br>0.82                               | —              | 50.00/<br>0.82  | 50.00/<br>0.82  | 50.00/<br>0.82 | 50.00/<br>0.82  | 50.00/<br>0.82 | 50.00/<br>0.82 | 50.00/<br>0.82 | 50.00/<br>0.82 | 2.80/<br>0.05  | 4.80/<br>0.08  |
| 2-1/2   | 102.00/<br>1.67                              | —              | 102.00/<br>1.67 | 102.00/<br>1.67 | —              | 102.00/<br>1.67 | —              | —              | —              | —              | 9.80/<br>0.16  | 9.70/<br>0.16  |
| 3   | 133.00/<br>2.18                              | —              | 133.00/<br>2.18 | 133.00/<br>2.18 | —              | 133.00/<br>2.18 | —              | —              | —              | —              | 9.80/<br>0.16  | 9.70/<br>0.16  |
| 3-1/2   | —  | —              | 218.00/<br>3.57 | 218.00/<br>3.57 | —              | 218.00/<br>3.57 | —              | —              | —              | —              | 16.50/<br>0.27 | 16.00/<br>0.26 |
| 4   | —  | —              | 244.00/<br>4.00 | 244.00/<br>4.00 | —              | 244.00/<br>4.00 | —              | —              | —              | —              | 16.50/<br>0.27 | 16.00/<br>0.26 |
| <b>FM7™ Aluminum Bodies and Covers: Threaded</b>      |  |                |                 |                 |                |                 |                |                |                |                |                |                |
| 1/2   | 4.00/<br>0.07                                | 4.00/<br>0.07  | 4.00/<br>0.07   | 4.00/<br>0.07   | —              | 6.00/<br>0.10   | —              | 6.00/<br>0.10  | 6.00/<br>0.10  | 6.00/<br>0.10  | 0.30/<br>0.005 | 0.40/<br>0.007 |
| 3/4   | 7.00/<br>0.11                                | 7.00/<br>0.11  | 7.00/<br>0.11   | 7.00/<br>0.11   | —              | 10.00/<br>0.16  | —              | 10.00/<br>0.16 | 10.00/<br>0.16 | 10.00/<br>0.16 | 0.50/<br>0.008 | 0.80/<br>0.01  |
| 1   | 11.00/<br>0.18                               | 11.00/<br>0.18 | 11.00/<br>0.18  | 11.00/<br>0.18  | —              | 15.50/<br>0.25  | —              | 15.50/<br>0.25 | 15.50/<br>0.25 | 15.50/<br>0.25 | 1.30/<br>0.02  | 1.30/<br>0.02  |
| 1-1/4   | 20.00/<br>0.33                               | —              | 20.00/<br>0.33  | 20.00/<br>0.33  | —              | 20.00/<br>0.33  | —              | 20.00/<br>0.33 | 20.00/<br>0.33 | 20.00/<br>0.33 | 1.80/<br>0.03  | 2.00/<br>0.03  |
| 1-1/2   | 28.00/<br>0.46                               | —              | 28.00/<br>0.46  | 28.00/<br>0.46  | —              | 28.00/<br>0.46  | —              | 28.00/<br>0.46 | 28.00/<br>0.46 | 28.00/<br>0.46 | 2.30/<br>0.04  | 3.00/<br>0.05  |
| 2   | 50.00/<br>0.82                               | —              | 50.00/<br>0.82  | 50.00/<br>0.82  | —              | 50.00/<br>0.82  | —              | 50.00/<br>0.82 | 50.00/<br>0.82 | 50.00/<br>0.82 | 2.80/<br>0.05  | 4.80/<br>0.08  |
| 2-1/2   | 102.00/<br>1.67                              | —              | 102.00/<br>1.67 | 102.00/<br>1.67 | —              | 102.00/<br>1.67 | —              | —              | —              | —              | 9.80/<br>0.16  | 9.70/<br>0.16  |
| 3   | 133.00/<br>2.18                              | —              | 133.00/<br>2.18 | 133.00/<br>2.18 | —              | 133.00/<br>2.18 | —              | —              | —              | —              | 9.80/<br>0.16  | 9.70/<br>0.16  |
| 3-1/2   | —  | —              | 218.00/<br>3.57 | 218.00/<br>3.57 | —              | 218.00/<br>3.57 | —              | —              | —              | —              | 16.50/<br>0.27 | 16.00/<br>0.26 |
| 4   | —  | —              | 244.00/<br>4.00 | 244.00/<br>4.00 | —              | 244.00/<br>4.00 | —              | —              | —              | —              | 16.50/<br>0.27 | 16.00/<br>0.26 |

# FM7™ Unilet® Conduit Outlet Body Dimensions

For use with Rigid Steel, Rigid Aluminum and IMC Conduit.

Fittings

FITTINGS: CONDUIT BODIES



| Hub Size (Inches) | Dimensions in Inches/Millimeters |             |             |              |             |             |             |              |              |             |            |             |              |             |              |             |             |             |  |
|-------------------|----------------------------------|-------------|-------------|--------------|-------------|-------------|-------------|--------------|--------------|-------------|------------|-------------|--------------|-------------|--------------|-------------|-------------|-------------|--|
|                   | A                                | B           | C           | D            | E           | F           | G           | H            | J            | K           | L          | M           | N            | P           | Q            | R           | S           | T           |  |
| 1/2               | 3.63/ 92.2                       | 1.38/ 35.1  | 1.38/ 35.1  | 5.38/ 136.7  | 3.31/ 84.1  | 2.25/ 57.2  | 2.25/ 57.2  | 3.94/ 100.1  | 4.56/ 115.8  | 1.75/ 44.5  | 0.63/ 16.0 | 1.25/ 31.8  | 3.19/ 81.0   | 0.94/ 23.9  | 5.63/ 143.0  | 2.63/ 66.8  | 1.56/ 39.6  | 2.44/ 62.0  |  |
| 3/4               | 4.25/ 108.0                      | 1.56/ 39.6  | 1.63/ 41.4  | 6.00/ 152.4  | 3.50/ 88.9  | 2.44/ 62.0  | 2.50/ 63.5  | 4.44/ 112.8  | 5.19/ 131.8  | 2.00/ 50.8  | 0.75/ 19.1 | 1.50/ 38.1  | 3.81/ 96.8   | 1.13/ 28.7  | 6.25/ 158.8  | 2.88/ 73.2  | 1.88/ 47.8  | 2.63/ 66.8  |  |
| 1                 | 5.00/ 127.0                      | 1.75/ 44.5  | 1.88/ 47.8  | 7.00/ 177.8  | 3.88/ 98.6  | 2.75/ 69.9  | 2.88/ 73.2  | 5.19/ 131.8  | 6.00/ 152.4  | 2.25/ 57.2  | 0.88/ 22.4 | 1.75/ 44.5  | 4.50/ 114.3  | 1.38/ 35.1  | 7.25/ 184.2  | 3.25/ 82.6  | 2.00/ 50.8  | 3.00/ 76.2  |  |
| 1-1/4             | 5.50/ 139.7                      | 2.19/ 55.6  | 2.31/ 58.7  | 7.44/ 189.0  | 4.13/ 104.9 | 3.19/ 81.0  | 3.31/ 84.1  | 5.44/ 138.2  | 6.50/ 165.1  | 2.31/ 58.7  | 1.13/ 28.7 | 2.19/ 55.6  | 5.00/ 127.0  | 1.75/ 44.5  | 7.44/ 189.0  | 3.31/ 84.1  | 2.19/ 55.6  | 3.19/ 81.0  |  |
| 1-1/2             | 6.00/ 152.4                      | 2.44/ 62.0  | 2.56/ 65.0  | 8.19/ 208.0  | 4.63/ 117.6 | 3.50/ 88.9  | 3.69/ 93.7  | 5.94/ 150.9  | 7.13/ 181.1  | 2.56/ 65.0  | 1.25/ 31.8 | 2.44/ 62.0  | 5.44/ 138.2  | 1.94/ 49.3  | 8.19/ 208.0  | 3.63/ 92.2  | 2.44/ 62.0  | 3.56/ 90.4  |  |
| 2                 | 7.00/ 177.8                      | 3.00/ 76.2  | 3.13/ 79.5  | 9.19/ 233.4  | 5.19/ 131.8 | 4.06/ 103.1 | 4.25/ 108.0 | 6.63/ 168.4  | 8.13/ 206.5  | 3.13/ 79.5  | 1.50/ 38.1 | 3.00/ 76.2  | 6.38/ 162.1  | 2.44/ 62.0  | 9.19/ 233.4  | 4.19/ 106.4 | 3.00/ 76.2  | 4.13/ 104.9 |  |
| 2-1/2             | 9.00/ 228.6                      | 4.25/ 108.0 | 3.63/ 92.2  | 12.00/ 304.8 | —           | 5.75/ 146.1 | 5.13/ 130.3 | 8.75/ 222.3  | 10.50/ 266.7 | 3.63/ 92.2  | 1.75/ 44.5 | 3.50/ 88.9  | 8.38/ 212.9  | 3.56/ 90.4  | 12.00/ 304.8 | —           | 4.25/ 108.0 | 5.75/ 146.1 |  |
| 3                 | 9.00/ 228.6                      | 4.25/ 108.0 | 4.38/ 111.3 | 12.00/ 304.8 | —           | 5.75/ 146.1 | 5.88/ 149.4 | 8.38/ 212.9  | 10.50/ 266.7 | 4.38/ 111.3 | 2.13/ 54.1 | 4.25/ 108.0 | 8.38/ 212.9  | 3.56/ 90.4  | 12.06/ 306.3 | —           | 4.25/ 108.0 | 5.75/ 146.1 |  |
| 3-1/2             | 11.00/ 279.4                     | 5.25/ 133.4 | 4.88/ 124.0 | —            | —           | 6.94/ 176.3 | 6.56/ 166.6 | 10.25/ 260.4 | 12.69/ 322.3 | 4.88/ 124.0 | 2.38/ 60.5 | 4.75/ 120.7 | 10.25/ 260.4 | 4.50/ 114.3 | 14.31/ 363.5 | —           | 5.25/ 133.4 | 6.94/ 176.3 |  |
| 4                 | 11.00/ 279.4                     | 5.25/ 133.4 | 5.38/ 136.7 | —            | —           | 6.94/ 176.3 | 7.06/ 179.3 | 10.00/ 254.0 | 12.69/ 322.3 | 5.38/ 136.7 | 2.63/ 66.8 | 5.25/ 133.4 | 10.25/ 260.4 | 4.50/ 114.3 | 14.31/ 363.5 | —           | 5.25/ 133.4 | 6.94/ 176.3 |  |

### Fraction/Decimal Equivalents (Inches)

| Fraction | Decimal | Fraction | Decimal | Fraction | Decimal | Fraction | Decimal |
|----------|---------|----------|---------|----------|---------|----------|---------|
| 1/16     | 0.06    | 5/16     | 0.31    | 9/16     | 0.56    | 13/16    | 0.81    |
| 1/8      | 0.13    | 3/8      | 0.38    | 5/8      | 0.63    | 7/8      | 0.88    |
| 3/16     | 0.19    | 7/16     | 0.44    | 11/16    | 0.69    | 15/16    | 0.94    |
| 1/4      | 0.25    | 1/2      | 0.50    | 3/4      | 0.75    | 1        | 1.00    |