

# Threaded Rigid Conduit and IMC Couplings and Connectors

## Applications

- Three piece union couples two lengths of conduit when neither can be turned.
- Gasketed pulling elbows: provides a compact wire pulling point.
- Elbows provide a 90° change of direction in a conduit run.
- Male to female: for connecting threaded rigid conduit or IMC to box or enclosure.

## Material

- Malleable iron

## Certifications and Compliances

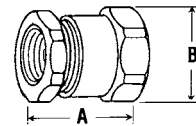
- UL Standard: 514B
- UL Listed: E14814
- CSA Standard: C22.2 No. 18.3
- CSA Certified: 065178
- NEMA: FB-1

Catalog Number	Trade Size (Inches)	Dimensions in Inches/Millimeters			Weight Lbs./Kgs. Per 100
		A	B	C	

### Three Piece Union – Concretetight



EC-50	1/2	1 3/8	1 7/16	—	16.50/7.48
EC-75	3/4	1 5/8	1 3/4	—	24.00/10.89
EC-100	1	1 13/16	1 13/16	—	58.00/26.31
EC-125	1-1/4	2 3/16	2 3/8	—	98.00/44.45
EC-150	1-1/2	2 5/16	2 5/8	—	134.00/60.78
EC-200	2	2 7/16	3 3/8	—	198.00/89.81
EC-250	2-1/2	3 3/16	4	—	255.00/115.67
EC-300	3	3 5/16	4 3/16	—	394.00/178.72
EC-350	3-1/2	3 1/2	5 1/8	—	380.00/172.37
EC-400	4	3 3/4	5 1/2	—	700.00/317.51
EC-500	5	3 11/16	6 7/8	—	788.00/357.43
EC-600	6	3 5/16	8 1/4	—	825.00/374.21

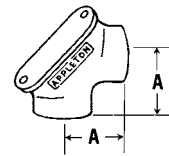


COMMERCIAL PRODUCTS: RIGID AND IMC FITTINGS

### 90° Female Gasketed Pulling Elbows – Watertight



FFL-50	1/2	1.19/30.2	—	—	31.00/14.06
FFL-75	3/4	1.34/34.0	—	—	46.00/20.87
FFL-100	1	1.59/40.4	—	—	76.00/34.47
FFL-125	1-1/4	2.25/57.2	—	—	120.00/54.43
FFL-150	1-1/2	2.56/65.0	—	—	160.00/72.57
FFL-200	2	3.19/81.0	—	—	293.00/132.90

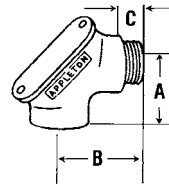


Commercial Products


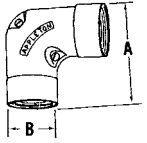

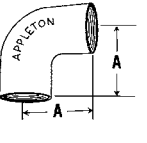

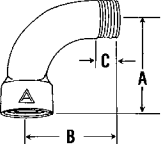

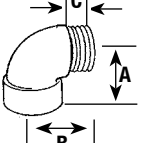

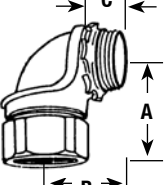
### 90° Male to Female Gasketed Pulling Elbows – Watertight



MFL-50	1/2	1.19/30.2	1.44/36.6	0.47/11.9	36.00/16.33
MFL-75	3/4	1.34/34.0	1.53/38.9	0.50/12.7	55.00/24.95
MFL-100	1	1.59/40.4	1.75/44.5	0.56/14.2	90.00/40.82
MFL-125	1-1/4	2.25/57.2	3.13/79.5	0.88/22.4	141.00/63.96
MFL-150	1-1/2	2.56/65.0	3.44/87.4	0.88/22.4	192.00/87.09
MFL-200	2	3.19/81.0	4.19/106.4	1.00/25.4	335.00/151.95



# Threaded Rigid Conduit and IMC Couplings and Connectors

	Catalog Number	Trade Size (Inches)	Dimensions in Inches/Millimeters			Weight Lbs./Kgs. Per 100	
			A	B	C		
<b>90° Female Pulling Elbows ‡</b>							
	PFFL-50	1/2	2.44/62.0	1.13/28.7	—	49.00/22.23	
	PFFL-75	3/4	2.72/69.1	1.38/35.1	—	76.00/34.47	
	PFFL-100	1	3.25/82.6	1.72/43.7	—	121.00/54.88	
<b>90° Female Elbows ‡</b>							
	LF90-50	1/2	1.50/38.1	—	—	39.00/17.69	
	LF90-75	3/4	1.69/42.9	—	—	53.00/24.04	
<b>90° Male to Female Long Bushed Elbows ‡</b>							
	LMFL90-50	1/2	1.75/44.5	1.78/45.2	0.59/15.0	32.50/14.74	
	LMFL90-75	3/4	2.25/57.2	2.28/57.9	0.69/17.5	50.00/22.68	
	LMFL90-100	1	2.66/67.6	2.69/68.3	0.75/19.1	87.00/39.46	
	LMFL90-125	1-1/4	3.31/84.1	3.34/84.8	1.00/25.4	126.00/57.15	
	LMFL90-150	1-1/2	3.94/100.1	3.97/100.8	1.06/26.9	170.00/77.11	
	LMFL90-200	2	4.00/101.6	4.00/101.6	1.06/26.9	410.00/185.97	
<b>90° Male to Female Short Bushed Elbows ‡</b>							
	LMF90-50	1/2	1.25/31.8	1.41/35.8	0.50/12.7	23.00/10.43	
	LMF90-75	3/4	1.44/36.6	1.69/42.9	0.81/20.6	36.00/16.33	
	LMF90-100	1	1.66/42.2	1.94/49.3	1.00/25.4	58.00/26.31	
<b>90° Male to Female Short Box Connectors ‡</b>							
	LMF90-50L	1/2	1.25/31.8	1.09/27.7	0.44/11.2	26.00/11.79	
	LMF90-75L	3/4	1.44/36.6	1.25/31.8	0.44/11.2	34.00/15.42	

‡ Not CSA certified.

# Threaded Rigid Conduit and IMC Couplings and Connectors

## Applications

- Three piece union couples two lengths of conduit when neither can be turned.
- Gasketed pulling elbows: provides a compact wire pulling point.
- Elbows provide a 90° change of direction in a conduit run.
- Male to female: for connecting threaded rigid conduit or IMC to box or enclosure.

## Material

- Malleable iron

## Certifications and Compliances

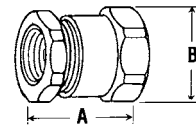
- UL Standard: 514B
- UL Listed: E14814
- CSA Standard: C22.2 No. 18.3
- CSA Certified: 065178
- NEMA: FB-1

	Catalog Number	Trade Size (Inches)	Dimensions in Inches/Millimeters			Weight Lbs./Kgs. Per 100
			A	B	C	

### Three Piece Union – Concretetight



<b>EC-50</b>	1/2	1 3/8	1 7/16	—	16.50/7.48
<b>EC-75</b>	3/4	1 5/8	1 3/4	—	24.00/10.89
<b>EC-100</b>	1	1 13/16	1 13/16	—	58.00/26.31
<b>EC-125</b>	1-1/4	2 3/16	2 3/8	—	98.00/44.45
<b>EC-150</b>	1-1/2	2 5/16	2 5/8	—	134.00/60.78
<b>EC-200</b>	2	2 7/16	3 3/8	—	198.00/89.81
<b>EC-250</b>	2-1/2	3 3/16	4	—	255.00/115.67
<b>EC-300</b>	3	3 5/16	4 3/16	—	394.00/178.72
<b>EC-350</b>	3-1/2	3 1/2	5 1/8	—	380.00/172.37
<b>EC-400</b>	4	3 3/4	5 1/2	—	700.00/317.51
<b>EC-500</b>	5	3 11/16	6 7/8	—	788.00/357.43
<b>EC-600</b>	6	3 5/16	8 1/4	—	825.00/374.21

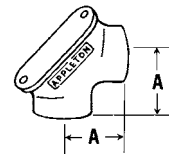


COMMERCIAL PRODUCTS: RIGID AND IMC FITTINGS

### 90° Female Gasketed Pulling Elbows – Watertight



<b>FFL-50</b>	1/2	1.19/30.2	—	—	31.00/14.06
<b>FFL-75</b>	3/4	1.34/34.0	—	—	46.00/20.87
<b>FFL-100</b>	1	1.59/40.4	—	—	76.00/34.47
<b>FFL-125</b>	1-1/4	2.25/57.2	—	—	120.00/54.43
<b>FFL-150</b>	1-1/2	2.56/65.0	—	—	160.00/72.57
<b>FFL-200</b>	2	3.19/81.0	—	—	293.00/132.90

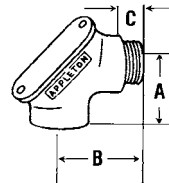


Commercial Products


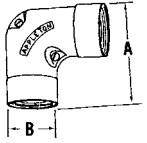

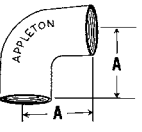

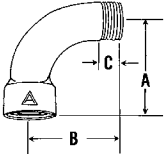

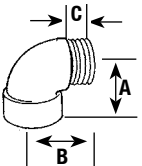

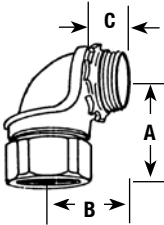
### 90° Male to Female Gasketed Pulling Elbows – Watertight



<b>MFL-50</b>	1/2	1.19/30.2	1.44/36.6	0.47/11.9	36.00/16.33
<b>MFL-75</b>	3/4	1.34/34.0	1.53/38.9	0.50/12.7	55.00/24.95
<b>MFL-100</b>	1	1.59/40.4	1.75/44.5	0.56/14.2	90.00/40.82
<b>MFL-125</b>	1-1/4	2.25/57.2	3.13/79.5	0.88/22.4	141.00/63.96
<b>MFL-150</b>	1-1/2	2.56/65.0	3.44/87.4	0.88/22.4	192.00/87.09
<b>MFL-200</b>	2	3.19/81.0	4.19/106.4	1.00/25.4	335.00/151.95



# Threaded Rigid Conduit and IMC Couplings and Connectors

	Catalog Number	Trade Size (Inches)	Dimensions in Inches/Millimeters			Weight Lbs./Kgs. Per 100	
			A	B	C		
<b>90° Female Pulling Elbows ‡</b>							
	PFFL-50	1/2	2.44/62.0	1.13/28.7	—	49.00/22.23	
	PFFL-75	3/4	2.72/69.1	1.38/35.1	—	76.00/34.47	
	PFFL-100	1	3.25/82.6	1.72/43.7	—	121.00/54.88	
<b>90° Female Elbows ‡</b>							
	LF90-50	1/2	1.50/38.1	—	—	39.00/17.69	
	LF90-75	3/4	1.69/42.9	—	—	53.00/24.04	
<b>90° Male to Female Long Bushed Elbows ‡</b>							
	LMFL90-50	1/2	1.75/44.5	1.78/45.2	0.59/15.0	32.50/14.74	
	LMFL90-75	3/4	2.25/57.2	2.28/57.9	0.69/17.5	50.00/22.68	
	LMFL90-100	1	2.66/67.6	2.69/68.3	0.75/19.1	87.00/39.46	
	LMFL90-125	1-1/4	3.31/84.1	3.34/84.8	1.00/25.4	126.00/57.15	
	LMFL90-150	1-1/2	3.94/100.1	3.97/100.8	1.06/26.9	170.00/77.11	
	LMFL90-200	2	4.00/101.6	4.00/101.6	1.06/26.9	410.00/185.97	
<b>90° Male to Female Short Bushed Elbows ‡</b>							
	LMF90-50	1/2	1.25/31.8	1.41/35.8	0.50/12.7	23.00/10.43	
	LMF90-75	3/4	1.44/36.6	1.69/42.9	0.81/20.6	36.00/16.33	
	LMF90-100	1	1.66/42.2	1.94/49.3	1.00/25.4	58.00/26.31	
<b>90° Male to Female Short Box Connectors ‡</b>							
	LMF90-50L	1/2	1.25/31.8	1.09/27.7	0.44/11.2	26.00/11.79	
	LMF90-75L	3/4	1.44/36.6	1.25/31.8	0.44/11.2	34.00/15.42	

‡ Not CSA certified.