

2P Ark•Gard® ENR Series

Premier and Value Series

Ark•Gard® Premier Series:

- The premier line of ENR Receptacles (M4) come equipped with exclusive features that increase the life of the product, reduce maintenance costs, and eliminate the need to purchase costly replacement parts. There is no other product offering on the market today that comes equipped with time-saving saddle clamp terminals or the added safety of a lockout/tagout hole. The premier ENR Receptacle Series is the ideal solution for applications where increased safety and reliability are critical.

Ark•Gard® Value Series:

- The value line of ENR Receptacles is the ideal solution for rugged and industrial NEMA configured applications up to 20 amperes. Like the premier line, this product comes equipped with built-in safety features that reject standard NEMA configuration plugs that could cause an arc in hazardous areas.


FEATURES AND BENEFITS - Premier Solution (M4)

Gasketed Screw Cap Cover Design:

- Offers superior protection from harsh environments for increased product life
- Eliminates the need to purchase a separate environmental cover for added protection

Complies with OSHA lockout/tagout requirements:

- Lockout/tagout hole in cover gives users the ability to lock the cover closed while not-in-use



Spring-Loaded Sliding Key Offers Increased Safety:


- Rejects standard NEMA/EEMAC configuration plugs that could cause an arc in a hazardous area.
- Also prevents the receptacle faceplate from being rotated until the ENP plug is fully inserted.

Protected Hinge:

- Cap design provides 360° of protection around cover hinge to reduce damage from dirt and corrosion


Saddle Clamp Terminals:

- Reduce installation and maintenance costs – easy to wire, time-saving terminals



Integral Bushings:

- Taper tapped hubs protect wire installation during wire-pulling




FEATURES AND BENEFITS - Traditional Value Solution

- To make connection, simply insert the ENP plug and rotate to close the circuit
- Built-in features cause the ENP plug to become locked in the receptacle and cannot be accidentally disengaged while in use

- Top hinged cover design with 45° downward angle provides protection in damp, wet and dirty locations

- Molded-in contact design provides for superior interior contact reliability
- Incorporates three spring-loaded slide keys that prevent the receptacle faceplate from being rotated until the ENP plug is fully inserted into the receptacle.



ENR Value Series Dead Front Interlocked Circuit Breaking Receptacles

Cl. I, Div. 1 & 2, Groups B†, C, D
 Cl. II, Div. 1 & 2, Groups F, G
 Cl. III
 NEMA 3, 7BCD, 9FG, 12

Explosionproof
 Dust-Ignitionproof
 Raintight
 Wet Locations

2P

ENP Plugs

Applications:

ENR receptacles and ENP plugs are used:

- With portable electrical equipment such as compressors, tools, lighting systems, and similar devices
- In areas made hazardous by the presence of flammable vapors and gases or combustible dusts
- Wherever portable electrical equipment is likely to be transferred from hazardous to non-hazardous areas
- In damp and corrosive areas
- When power requirements do not exceed 20 amperes
- Where general purpose application is required

Features:

- *Ark•Gard 2* receptacle incorporates three spring-loaded slide keys that prevent the receptacle face plate from being rotated until the ENP plug is fully inserted into the receptacle. To make the connection, the ENP plug is fully inserted, and the receptacle face moved inward by pushing the plug forward. The plug is then rotated, closing the circuit. As rotation begins, the plug becomes locked in the receptacle and cannot be accidentally disengaged. In making or breaking the circuit, any resulting electrical arc is confined in the factory-sealed chamber.
- Factory-sealed chamber encloses the potential arcing components between two explosionproof threaded joints. These threads are specially coated to guarantee freedom of movement, which ensures on-off action. No additional seals are required.
- One piece molded gasket seals cover plate and ENP plug when plug is inserted, providing full environmental protection at the receptacle face.
- Top-hinged cover design with 45° downward angle provides superior protection in damp, wet, and dirty locations.
- Field assembly is accomplished with standard tools.
- Use standard EDS back boxes.

Certifications and Compliances:

- NEC:
 - Class I, Division 1 and 2, Groups B†, C, D
 - Class II, Division 1 and 2, Groups F, G
 - Class III
- ANSI/UL Standard 1010
- NEMA/EEMAC 3, 7BCD, 9FG
- CEC:
 - Class I, Division 1 and 2, Groups B, C, D
 - Class II, Division 1 and 2, Group G
 - Class III

Standard Materials:

- Receptacle housing and spring door – die cast copper-free aluminum
- Interior – *Krydon*® fiberglass-reinforced polyester material
- Contacts: receptacle blade – brass; receptacle switch – silver
- Receptacle cover hinge pin and spring – stainless steel
- Receptacle gasket – neoprene

Standard Finishes:

- Copper-free aluminum – aluminum acrylic paint
- Brass – natural

Electrical Rating Ranges:

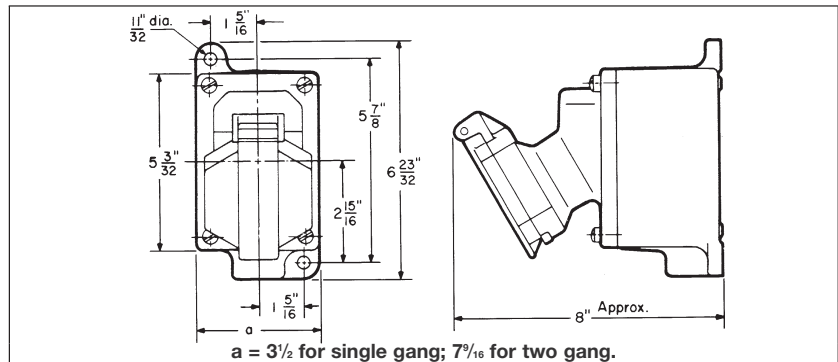
- Receptacles:
 - 15 amperes; 125 VAC and 250 VAC, 50–400 hertz
 - 20 amperes; 125 VAC and 250 VAC, 50–400 hertz

Grounding:

- NEC Article 501 and CEC Section 18 requires that metal frames or exposed non-current-carrying metal parts of portable devices used in hazardous locations be grounded through an extra conductor in the portable cord. ENR Receptacles and ENP Plugs are provided with an extra grounding pole.

CAUTION: To reduce the risk of ignition of hazardous atmospheres, do not use plugs or receptacles in Class II, Group F locations that contain electrically conductive dusts.

Dimensions In Inches:







†Receptacle units alone (i.e. ENR5201) are not suitable for Class I, Group B.

2P ENR Value Series Dead Front Interlocked Circuit Breaking Receptacles

ENP Plugs

Cl. I, Div. 1 & 2, Groups B†, C, D Explosionproof
 Cl. II, Div. 1 & 2, Groups F, G Dust-Ignitionproof
 Cl. III Raintight
 NEMA 3, 7BCD, 9FG, 12 Wet Locations

Ordering Information:

																
15 A	15 A Receptacle Rating	Description	Hub Size	Single Gang* Receptacle Assembly Cat. #	Two Gang** Receptacle Assembly Cat. #	Receptacle† Unit Only Cat. #	NEMA Config.	15 A Plug‡ Cat. #	NEMA Config.							
UL SP	15 Amp 125 Volt	Dead End	1/2"	ENR11151	ENR12151	ENR5151	5-15R	ENP5151	5-15P							
			3/4"	ENR21151	ENR22151											
			1"	ENR31151	ENR32151											
		Through Feed	1/2"	ENRC11151	ENRC12151											
			3/4"	ENRC21151	ENRC22151											
			1"	ENRC31151	ENRC32151											
UL SP	15 Amp 250 Volt	Dead End	1/2"	ENR11152	ENR12152	ENR6152	6-15R	ENP6152	6-15P							
			3/4"	ENR21152	ENR22152											
			1"	ENR31152	ENR32152											
		Through Feed	1/2"	ENRC11152	ENRC12152											
			3/4"	ENRC21152	ENRC22152											
			1"	ENRC31152	ENRC32152											
UL SP	20 A Receptacle Rating	Description	Hub Size	Single Gang Receptacle Assembly Cat. #		Two Gang Receptacle Assembly Cat. #		Receptacle Unit Only Cat. #	NEMA Config.	20 A Plug Cat. #	NEMA Config.					
				20 Amp 125 Volt	Dead End	1/2"	ENR11201					ENR12201	ENR5201	5-20R	ENP5201	5-20P
						3/4"	ENR21201					ENR22201				
						1"	ENR31201					ENR32201				
					Through Feed	1/2"	ENRC11201					ENRC12201				
						3/4"	ENRC21201					ENRC22201				
	1"	ENRC31201	ENRC32201													
	20 Amp 250 Volt	Dead End	1/2"	ENR11202	ENR12202	ENR6202	6-20R	ENP6202	6-20P							
			3/4"	ENR21202	ENR22202											
			1"	ENR31202	ENR32202											
		Through Feed	1/2"	ENRC11202	ENRC12202											
			3/4"	ENRC21202	ENRC22202											
1"			ENRC31202	ENRC32202												

†Receptacle units alone (i.e. ENR5201) are not suitable for Class I, Group B.
 *Single gang assemblies purchased with an EDS back box are suitable for Class I, Group B.
 **Dual gang assemblies purchased with an EDS back box are suitable for Class I, Group C, D only. For Class I, Group B rating, add the letter B to the Cat. No. Example: ENRB22201. Seals must be installed within 1/8" of each conduit opening.
 ‡ENP Plugs use #12 or #14 AWG type S, SO, ST or STO cord with range of .540 to .635 inches diameter.
 Note: 15A with copper-free aluminum EDS, EDSC back boxes. 20A with Feraloy® iron alloy EDS, EDSC back boxes.

2P

2P Ark•Gard® ENR Series

Premier and Value Series

Ark•Gard® Premier Series:

- The premier line of ENR Receptacles (M4) come equipped with exclusive features that increase the life of the product, reduce maintenance costs, and eliminate the need to purchase costly replacement parts. There is no other product offering on the market today that comes equipped with time-saving saddle clamp terminals or the added safety of a lockout/tagout hole. The premier ENR Receptacle Series is the ideal solution for applications where increased safety and reliability are critical.

Ark•Gard® Value Series:

- The value line of ENR Receptacles is the ideal solution for rugged and industrial NEMA configured applications up to 20 amperes. Like the premier line, this product comes equipped with built-in safety features that reject standard NEMA configuration plugs that could cause an arc in hazardous areas.

FEATURES AND BENEFITS - Premier Solution (M4)

Gasketed Screw Cap Cover Design:

- Offers superior protection from harsh environments for increased product life
- Eliminates the need to purchase a separate environmental cover for added protection

Complies with OSHA lockout/tagout requirements:

- Lockout/tagout hole in cover gives users the ability to lock the cover closed while not-in-use



Spring-Loaded Sliding Key Offers Increased Safety:


- Rejects standard NEMA/EEMAC configuration plugs that could cause an arc in a hazardous area.
- Also prevents the receptacle faceplate from being rotated until the ENP plug is fully inserted.

Protected Hinge:

- Cap design provides 360° of protection around cover hinge to reduce damage from dirt and corrosion


Saddle Clamp Terminals:

- Reduce installation and maintenance costs – easy to wire, time-saving terminals



Integral Bushings:

- Taper tapped hubs protect wire installation during wire-pulling




FEATURES AND BENEFITS - Traditional Value Solution

- To make connection, simply insert the ENP plug and rotate to close the circuit
- Built-in features cause the ENP plug to become locked in the receptacle and cannot be accidentally disengaged while in use

- Top hinged cover design with 45° downward angle provides protection in damp, wet and dirty locations

- Molded-in contact design provides for superior interior contact reliability
- Incorporates three spring-loaded slide keys that prevent the receptacle faceplate from being rotated until the ENP plug is fully inserted into the receptacle.



ENR Value Series Dead Front Interlocked Circuit Breaking Receptacles

Cl. I, Div. 1 & 2, Groups B†, C, D
 Cl. II, Div. 1 & 2, Groups F, G
 Cl. III
 NEMA 3, 7BCD, 9FG, 12

Explosionproof
 Dust-Ignitionproof
 Raintight
 Wet Locations

2P

ENP Plugs

Applications:

ENR receptacles and ENP plugs are used:

- With portable electrical equipment such as compressors, tools, lighting systems, and similar devices
- In areas made hazardous by the presence of flammable vapors and gases or combustible dusts
- Wherever portable electrical equipment is likely to be transferred from hazardous to non-hazardous areas
- In damp and corrosive areas
- When power requirements do not exceed 20 amperes
- Where general purpose application is required

Features:

- *Ark•Gard 2* receptacle incorporates three spring-loaded slide keys that prevent the receptacle face plate from being rotated until the ENP plug is fully inserted into the receptacle. To make the connection, the ENP plug is fully inserted, and the receptacle face moved inward by pushing the plug forward. The plug is then rotated, closing the circuit. As rotation begins, the plug becomes locked in the receptacle and cannot be accidentally disengaged. In making or breaking the circuit, any resulting electrical arc is confined in the factory-sealed chamber.
- Factory-sealed chamber encloses the potential arcing components between two explosionproof threaded joints. These threads are specially coated to guarantee freedom of movement, which ensures on-off action. No additional seals are required.
- One piece molded gasket seals cover plate and ENP plug when plug is inserted, providing full environmental protection at the receptacle face.
- Top-hinged cover design with 45° downward angle provides superior protection in damp, wet, and dirty locations.
- Field assembly is accomplished with standard tools.
- Use standard EDS back boxes.

Certifications and Compliances:

- NEC:
 - Class I, Division 1 and 2, Groups B†, C, D
 - Class II, Division 1 and 2, Groups F, G
 - Class III
- ANSI/UL Standard 1010
- NEMA/EEMAC 3, 7BCD, 9FG
- CEC:
 - Class I, Division 1 and 2, Groups B, C, D
 - Class II, Division 1 and 2, Group G
 - Class III

Standard Materials:

- Receptacle housing and spring door – die cast copper-free aluminum
- Interior – *Krydon*® fiberglass-reinforced polyester material
- Contacts: receptacle blade – brass; receptacle switch – silver
- Receptacle cover hinge pin and spring – stainless steel
- Receptacle gasket – neoprene

Standard Finishes:

- Copper-free aluminum – aluminum acrylic paint
- Brass – natural

Electrical Rating Ranges:

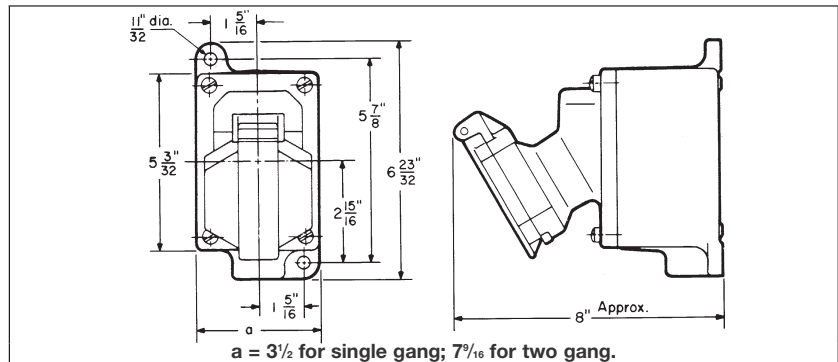
- Receptacles:
 - 15 amperes; 125 VAC and 250 VAC, 50–400 hertz
 - 20 amperes; 125 VAC and 250 VAC, 50–400 hertz

Grounding:

- NEC Article 501 and CEC Section 18 requires that metal frames or exposed non-current-carrying metal parts of portable devices used in hazardous locations be grounded through an extra conductor in the portable cord. ENR Receptacles and ENP Plugs are provided with an extra grounding pole.

CAUTION: To reduce the risk of ignition of hazardous atmospheres, do not use plugs or receptacles in Class II, Group F locations that contain electrically conductive dusts.

Dimensions In Inches:







†Receptacle units alone (i.e. ENR5201) are not suitable for Class I, Group B.

2P ENR Value Series Dead Front Interlocked Circuit Breaking Receptacles

ENP Plugs

Cl. I, Div. 1 & 2, Groups B†, C, D Explosionproof
 Cl. II, Div. 1 & 2, Groups F, G Dust-Ignitionproof
 Cl. III Raintight
 NEMA 3, 7BCD, 9FG, 12 Wet Locations

Ordering Information:

																
15 A	15 A Receptacle Rating	Description	Hub Size	Single Gang* Receptacle Assembly Cat. #	Two Gang** Receptacle Assembly Cat. #	Receptacle† Unit Only Cat. #	NEMA Config.	15 A Plug‡ Cat. #	NEMA Config.							
UL SP	15 Amp 125 Volt	Dead End	1/2"	ENR11151	ENR12151	ENR5151	5-15R	ENP5151	5-15P							
			3/4"	ENR21151	ENR22151											
			1"	ENR31151	ENR32151											
		Through Feed	1/2"	ENRC11151	ENRC12151											
			3/4"	ENRC21151	ENRC22151											
			1"	ENRC31151	ENRC32151											
UL SP	15 Amp 250 Volt	Dead End	1/2"	ENR11152	ENR12152	ENR6152	6-15R	ENP6152	6-15P							
			3/4"	ENR21152	ENR22152											
			1"	ENR31152	ENR32152											
		Through Feed	1/2"	ENRC11152	ENRC12152											
			3/4"	ENRC21152	ENRC22152											
			1"	ENRC31152	ENRC32152											
UL SP	20 A Receptacle Rating	Description	Hub Size	Single Gang Receptacle Assembly Cat. #		Two Gang Receptacle Assembly Cat. #		Receptacle Unit Only Cat. #	NEMA Config.	20 A Plug Cat. #	NEMA Config.					
				20 Amp 125 Volt	Dead End	1/2"	ENR11201					ENR12201	ENR5201	5-20R	ENP5201	5-20P
						3/4"	ENR21201					ENR22201				
						1"	ENR31201					ENR32201				
					Through Feed	1/2"	ENRC11201					ENRC12201				
						3/4"	ENRC21201					ENRC22201				
	1"	ENRC31201	ENRC32201													
	20 Amp 250 Volt	Dead End	1/2"	ENR11202	ENR12202	ENR6202	6-20R	ENP6202	6-20P							
			3/4"	ENR21202	ENR22202											
			1"	ENR31202	ENR32202											
		Through Feed	1/2"	ENRC11202	ENRC12202											
			3/4"	ENRC21202	ENRC22202											
1"			ENRC31202	ENRC32202												

†Receptacle units alone (i.e. ENR5201) are not suitable for Class I, Group B.
 *Single gang assemblies purchased with an EDS back box are suitable for Class I, Group B.
 **Dual gang assemblies purchased with an EDS back box are suitable for Class I, Group C, D only. For Class I, Group B rating, add the letter B to the Cat. No. Example: ENRB22201. Seals must be installed within 1/8" of each conduit opening.
 ‡ENP Plugs use #12 or #14 AWG type S, SO, ST or STO cord with range of .540 to .635 inches diameter.
 Note: 15A with copper-free aluminum EDS, EDSC back boxes. 20A with Feraloy® iron alloy EDS, EDSC back boxes.

2P