

Capped Conduit Elbows

90° Female/Female Short Conduit Elbow

Type LBY

Use:

Provides a 90° change in direction in hazardous and ordinary locations where accessibility is needed for pulling conductors.


Features:

- Screw-on Cover for ease of installation and removal.
- Cover opens on an angle permitting conductors to be pulled straight through either hub.
- Can make 90° turns in conduit where a compact turn is desired.
- Female tapered threaded hubs (NPT) for rigid conduit and IMC.

Material/Finish:

Malleable Iron/Zinc Electroplated

Third Party Certification:

-  UL Listed: 34997
 Class I, Div. 1, 2, Groups B, C, D
 Class I, Zone 1, 2, Groups IIA, IIB + H₂
 Class II, Div. 1, 2, Groups E, F, G
 Class III

-  CSA Certified: 009795

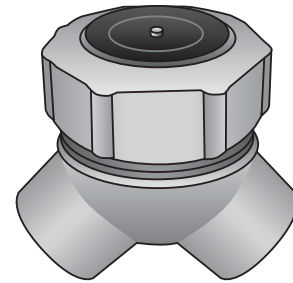
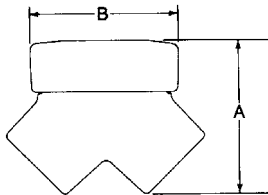
Applicable Third Party Standards:

UL Standards: 514B and 886
 CSA Standard: C22.2 No. 30
 NEC Articles 500-503 & 505
 Mil. Spec: Mil-F-28675

Suggested Specifications:

Where 90° female/female capped conduit elbows are required, they shall be of malleable iron construction suitable for hazardous locations as defined in NEC Articles 500 through 503 and 505. The capped elbows shall be O-Z/Gedney Type LBY series.

Trade Size (inches)	Catalog Number	Dimensions in Inches	
		A	B
1/2	LBY-50	2 1/4	2 3/32
3/4	LBY-75	2 1/2	2 5/16
1	LBY-100	2 13/16	2 9/16
1 1/4	LBY-125	3 1/8	3 5/16
1 1/2	LBY-150	3 3/8	3 9/16



Type LBY

Capped Conduit Elbows

90° Female/Female Short Conduit Elbow

Type LBY

Use:

Provides a 90° change in direction in hazardous and ordinary locations where accessibility is needed for pulling conductors.


Features:

- Screw-on Cover for ease of installation and removal.
- Cover opens on an angle permitting conductors to be pulled straight through either hub.
- Can make 90° turns in conduit where a compact turn is desired.
- Female tapered threaded hubs (NPT) for rigid conduit and IMC.

Material/Finish:

Malleable Iron/Zinc Electroplated

Third Party Certification:

-  UL Listed: 34997
 Class I, Div. 1, 2, Groups B, C, D
 Class I, Zone 1, 2, Groups IIA, IIB + H₂
 Class II, Div. 1, 2, Groups E, F, G
 Class III

-  CSA Certified: 009795

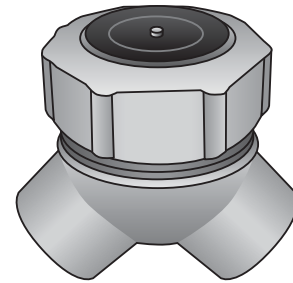
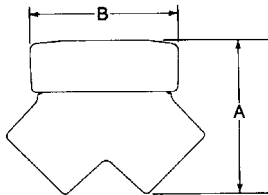
Applicable Third Party Standards:

UL Standards: 514B and 886
 CSA Standard: C22.2 No. 30
 NEC Articles 500-503 & 505
 Mil. Spec: Mil-F-28675

Suggested Specifications:

Where 90° female/female capped conduit elbows are required, they shall be of malleable iron construction suitable for hazardous locations as defined in NEC Articles 500 through 503 and 505. The capped elbows shall be O-Z/Gedney Type LBY series.

Trade Size (inches)	Catalog Number	Dimensions in Inches	
		A	B
1/2	LBY-50	2 1/4	2 3/32
3/4	LBY-75	2 1/2	2 5/16
1	LBY-100	2 13/16	2 9/16
1 1/4	LBY-125	3 1/8	3 5/16
1 1/2	LBY-150	3 3/8	3 9/16



Type LBY