

K4100 & K4400 Series

Stem Mounting

The K4100 & K4400 Series Photo Controls feature stem mounting, thermal-type, controls with single and multi-voltage models. Thermal-type photo controls provide dusk-to-dawn lighting control and a delay action, which eliminates loads switching OFF due to car headlights, and lightning. The thermal-type controls feature a cadmium sulfide photocell and a sonic-welded polycarbonate case and lens to seal out moisture. The design utilizes a dual temperature compensating bimetal and composite resistor for reliable long life operation over ambient temperature extremes. These models are California Title 24 compliant.

Features

- Cadmium sulfide photocell
- Sonic welded polycarbonate housing and lens to seal out moisture
- Delay action eliminates load switching OFF due to car headlights, and lightning
- 6" leads
- Light level slide adjustment
- Controls come with a washer gasket and locking nut
- "M" Models are heavy duty die cast housings

Ratings

| | |
|------------------------|---|
| Size: | 1 $\frac{9}{16}$ " (4.0 cm) square, 3" (7.6 cm) long Models with "M"- 1 $\frac{15}{16}$ " (4.9 cm) square, 3 $\frac{3}{4}$ " (9.5 cm) long |
| Color: | Gray |
| Electrical Rating: | See table |
| Activation: | 1-5 FC ON; 3-15 FC OFF (photo eye clear on models with shield) |
| Power Consumption: | Averages under 1 Watt |
| Operating Temperature: | -40°F to 158°F (-40°C to 70°C) |
| Shipping Weight: | .14 lb. (.06 kg) Models with "M"- .62 lb (.28 kg) |
| Agency Listing: | See table |

Project: _____

Location: _____


Product Type: _____

Contact/Phone: _____

Model #: _____



K4121C, K4123C, K4127, K4135, K4141C



K4136M, K4421M, K4423M

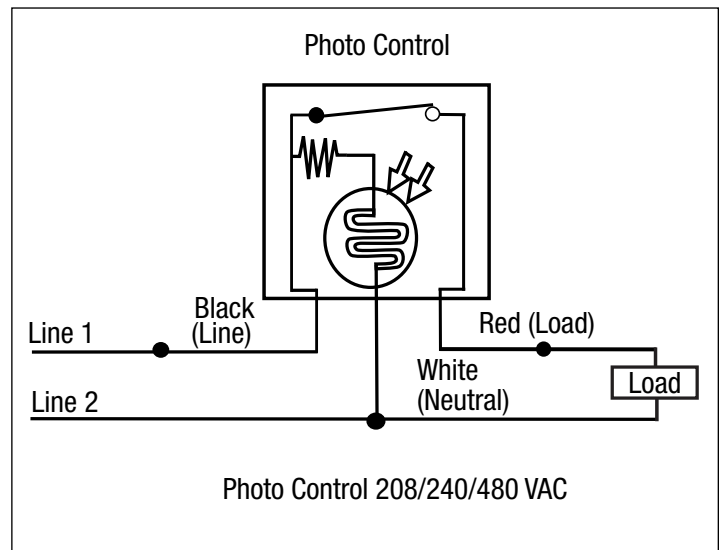
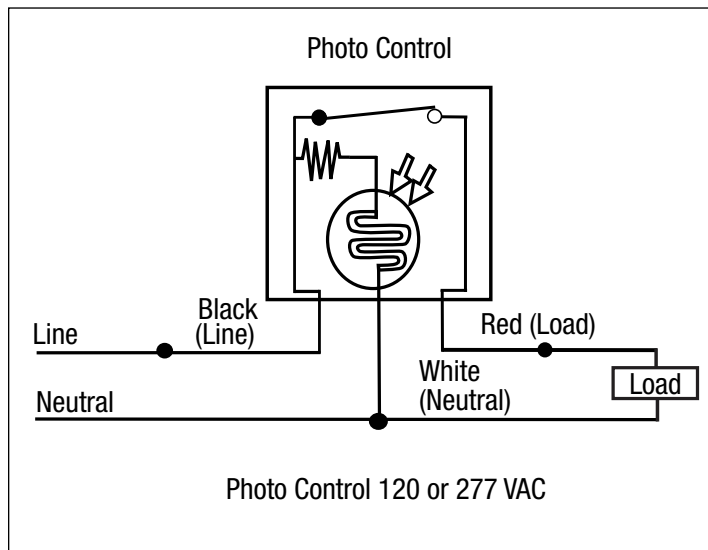
| Model Number | Tungsten (Watts) | Ballast (VA) | Tungsten (Amps) | Ballast (Amps) | VAC | Agency Listing |
|--------------|------------------|--------------|-----------------|----------------|------------|----------------|
| K4121C | 1800 | 1000 | 15 | 8.3 | 120 | UL |
| K4421M | 1800 | 1000 | 15 | 8.3 | 120 | CSA, C/UL |
| K4123C | 3100-4150 | 1700-2300 | 15 | 8.3 | 208-277 | CSA, C/UL |
| K4423M | 3100-4150 | 1700-2300 | 15 | 8.3 | 208-277 | UL, CSA |
| K4127 | 5205 | 2880 | 15 | 8.3 | 347 | CSA, C/UL |
| *K4135 | 7200 | 4000 | 15 | 8.3 | 480 | |
| *K4136M | 2000-4625 | 1800-4150 | 16.7 | 15 | 120 or 277 | |
| *K4141C | 3000 | 3000 | 25 | 25 | 120 | |

*Models are not agency certified

Specification

The photo control shall provide automatic switching for outdoor lighting loads. The control shall be a thermal design with built-in delay to ensure that the controlled lighting does not switch off due to ambient light or light striking the photocell. The photo control shall have a rating of ____ Watts and ____ Amps tungsten and ____ Watts and ____ Amps ballast based on agency testing at 50% power factor for ballast loads. The photo control shall provide switching for nominal voltage fixtures of ____ Volts $\pm 10\%$ to accommodate fluctuations in supply voltage. The photo control shall be the stem mounting type, with all necessary mounting hardware and instructions. The photo control housing shall be constructed of _____ (polycarbonate)(die cast metal). The photo control components shall consist of a metal film resistor, dual temperature compensating bi-metal blades, snap action contact blades, chemically treated/polymer encapsulated cadmium sulfide photocell and silver alloy contacts to ensure reliable operation. The photo control shall be 100% factory tested for function within specified light levels. The photo control shall be agency certified (unless otherwise noted) and tested accordingly. The photo control shall function over temperature range of -40°F to 158°F (-40°C to 70°C). The photo control shall be Intermatic model _____ (See Model Numbers Listed).

Diagrams



K4100 & K4400 Series

Stem Mounting

The K4100 & K4400 Series Photo Controls feature stem mounting, thermal-type, controls with single and multi-voltage models. Thermal-type photo controls provide dusk-to-dawn lighting control and a delay action, which eliminates loads switching OFF due to car headlights, and lightning. The thermal-type controls feature a cadmium sulfide photocell and a sonic-welded polycarbonate case and lens to seal out moisture. The design utilizes a dual temperature compensating bimetal and composite resistor for reliable long life operation over ambient temperature extremes. These models are California Title 24 compliant.

Features

- Cadmium sulfide photocell
- Sonic welded polycarbonate housing and lens to seal out moisture
- Delay action eliminates load switching OFF due to car headlights, and lightning
- 6" leads
- Light level slide adjustment
- Controls come with a washer gasket and locking nut
- "M" Models are heavy duty die cast housings

Ratings

| | |
|------------------------|---|
| Size: | 1 $\frac{9}{16}$ " (4.0 cm) square, 3" (7.6 cm) long Models with "M"- 1 $\frac{15}{16}$ " (4.9 cm) square, 3 $\frac{3}{4}$ " (9.5 cm) long |
| Color: | Gray |
| Electrical Rating: | See table |
| Activation: | 1-5 FC ON; 3-15 FC OFF (photo eye clear on models with shield) |
| Power Consumption: | Averages under 1 Watt |
| Operating Temperature: | -40°F to 158°F (-40°C to 70°C) |
| Shipping Weight: | .14 lb. (.06 kg) Models with "M"- .62 lb (.28 kg) |
| Agency Listing: | See table |

Project: _____

Location: _____


Product Type: _____

Contact/Phone: _____

Model #: _____



K4121C, K4123C, K4127, K4135, K4141C



K4136M, K4421M, K4423M

| Model Number | Tungsten (Watts) | Ballast (VA) | Tungsten (Amps) | Ballast (Amps) | VAC | Agency Listing |
|--------------|------------------|--------------|-----------------|----------------|------------|----------------|
| K4121C | 1800 | 1000 | 15 | 8.3 | 120 | UL |
| K4421M | 1800 | 1000 | 15 | 8.3 | 120 | CSA, C/UL |
| K4123C | 3100-4150 | 1700-2300 | 15 | 8.3 | 208-277 | CSA, C/UL |
| K4423M | 3100-4150 | 1700-2300 | 15 | 8.3 | 208-277 | UL, CSA |
| K4127 | 5205 | 2880 | 15 | 8.3 | 347 | CSA, C/UL |
| *K4135 | 7200 | 4000 | 15 | 8.3 | 480 | |
| *K4136M | 2000-4625 | 1800-4150 | 16.7 | 15 | 120 or 277 | |
| *K4141C | 3000 | 3000 | 25 | 25 | 120 | |

*Models are not agency certified

Specification

The photo control shall provide automatic switching for outdoor lighting loads. The control shall be a thermal design with built-in delay to ensure that the controlled lighting does not switch off due to ambient light or light striking the photocell. The photo control shall have a rating of ____ Watts and ____ Amps tungsten and ____ Watts and ____ Amps ballast based on agency testing at 50% power factor for ballast loads. The photo control shall provide switching for nominal voltage fixtures of ____ Volts $\pm 10\%$ to accommodate fluctuations in supply voltage. The photo control shall be the stem mounting type, with all necessary mounting hardware and instructions. The photo control housing shall be constructed of _____ (polycarbonate)(die cast metal). The photo control components shall consist of a metal film resistor, dual temperature compensating bi-metal blades, snap action contact blades, chemically treated/polymer encapsulated cadmium sulfide photocell and silver alloy contacts to ensure reliable operation. The photo control shall be 100% factory tested for function within specified light levels. The photo control shall be agency certified (unless otherwise noted) and tested accordingly. The photo control shall function over temperature range of -40°F to 158°F (-40°C to 70°C). The photo control shall be Intermatic model _____ (See Model Numbers Listed).

Diagrams

