

## DESCRIPTION

Ideal for task, accent, office, cove, and utility, under and above cabinet lighting display, the Halo Undercabinet low-profile design delivers maximum energy savings and life with easy installation. The integrated driver design allows 120V direct to the fixture for easy installation. Fixtures are available in 9", 18", 24", 36" and 48" lengths, the Halo system can be configured to fit almost anywhere. Each unit has an integrated on-off switch. Smooth dimming down to 5% using a standard dimmer\*. Combination of direct wire to the fixture and connector cables provide for installation flexibility. Minimum Color Rendering Index (CRI) of 90 in 2700K, 3000K and 4000K color temperatures.

|             |  |      |
|-------------|--|------|
| Catalog #   |  | Type |
| Project     |  |      |
| Comments    |  | Date |
| Prepared by |  |      |

## SPECIFICATION FEATURES

### Even Light Distribution

Specialized optical system consisting of tightly clustered proximity phosphor LEDs, advanced optical chamber coatings and lens materials resulting in soft illumination with very high efficiency. These fixtures are ideal for task lighting over glossy surfaces with no distracting shadow patterns.

### Wiring Flexibility

Use any combination of three different wiring methods: Bring flexible conduit or Romex directly to either end of any size fixture. Conduit connector and romex strain relief hardware is included with each fixture. Utilize the available plug in connectors (sold separately) to link additional fixtures to the circuit or continue with flex conduit or romex (See instructions sheets for more detail).

### Durable Low Profile Housing

Heavy gauge aluminum housing and color matched end caps with a 3/4" overall height.

### Two Fastener Mounting

Each unit is secured directly to the mounting surface with just two fasteners keeping installation costs low. Can be mounted in horizontal and vertical orientations.

### Continuous Runs

Link any combination of fixtures up to 450 W total load using available connectors.

### Optional Accessories

Optional splice box has a connection port on each side to allow for runs in either or both directions. Includes Romex/ 1/2" conduit connector. Various connector cable options provide flexibility of mounting location.

### Finish Options

Fixtures and accessories are available in both White (P) and Matte Black (MB) finishes.

### Electronic Driver

Electronic driver provides full light output, flicker free and noise free operation.

### Labels

- cULus listed
- Can be used to meet IECC, ASHRAE commercial and residential standards
- ENERGY STAR® qualified
- FCC



HU10P



HU10MB

## HU10

Integrated Driver  
LED Undercabinet



| Size Description | 9 in. Nominal   | 18 in. Nominal   | 24 in. Nominal   | 36 in. Nominal | 48 in. Nominal     |
|------------------|-----------------|------------------|------------------|----------------|--------------------|
| Length "L"       | 8.98" [228.1mm] | 16.55" [420.4mm] | 23.98" [609.1mm] | 32.44" [824mm] | 47.18" [1,198.4mm] |



## ENERGY DATA

Power Factor: >0.99  
THD: <10%  
Color Temperature:  
2700K, 3000, 4000K  
Color Rendering Index: 90  
Nominal Lumens/Ft: 330



Qualified and compliant. Refer to ENERGY STAR® Qualified Products List for listings. Can be used to comply with California Title 24 High Efficacy requirements. Certified to California Title 20 Appliance Efficiency Database.

## ORDERING INFORMATION

SAMPLE NUMBER: HU1009D930P (9" Dimmable Fixture, 90 CRI, 3000 K, White Finish)

| Family   | Length  | Dimming             | Lens                    | CRI              | Color Temperature  | Finish                                    | Accessories  |
|--|---|---------------------|-------------------------|------------------|--|---|--|
| <b>HU10</b> =Halo Integrated Driver Undercabinet | <b>09</b> =9"<br><b>18</b> =18"<br><b>24</b> =24"<br><b>36</b> =36"<br><b>48</b> =48" | <b>D</b> =Dimmable* | <b>[Blank]</b> =Frosted | <b>9</b> =90 CRI | <b>27</b> =2700K<br><b>30</b> =3000K<br><b>40</b> =4000K | <b>P</b> =White<br><b>MB</b> =Matte Black | <b>HU101</b> =3" Daisy Chain Connector<br><b>HU102</b> =6" Daisy Chain Connector<br><b>HU103</b> =24" Daisy Chain Connector<br><b>HU104</b> =120" Daisy Chain Connector<br><b>HU105</b> =48" Power Cord<br><b>HU107</b> =1-1/2" Male-to-Male Connector<br><b>HU109</b> =Splice Box<br><b>HU1010</b> =12" Daisy Chain Connector<br><b>HU1011</b> =18" Daisy Chain Connector<br><b>HU10MS</b> =Master Switch |

\*See our website for dimmer compatibility guide - [www.cooperlighting.com](http://www.cooperlighting.com)

## CONNECTORS



**HU101**  
3" Daisy Chain Connector




**HU102**  
6" Daisy Chain Connector



**HU1010**  
12" Daisy Chain Connector



**HU1011**  
18" Daisy Chain Connector



**HU103**  
24" Daisy Chain Connector



**HU104**  
120" Daisy Chain Connector



**HU105**  
48" Power Cord



**HU109**  
Splice Box



**HU107**  
1-1/2" Male-to-Male Connector

Finish: **P** = White; **MB** = Matte Black Example: HU101P = 3" Daisy Chain Connector, White

PHOTOMETRY

Fixture Application Illustration

MOUNTING HEIGHT 24"

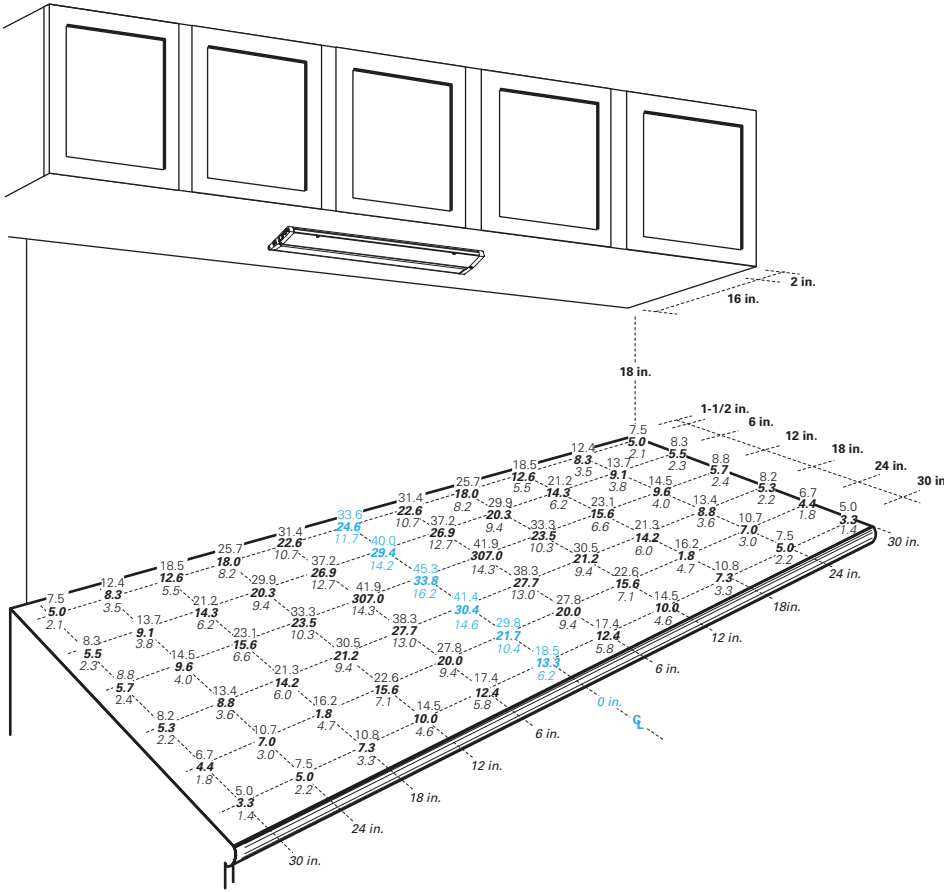
Top Number Report: HU1024D930.IES

Middle Number Report: HU1018D930.IES

Bottom Number Report: HU1009D930.IES

Countertop 16" x 30"

Point By Point Illumination Scale is Exaggerated on Fixture Application and Mounting.



15" Mounting Height

Top Number Report - HU1024D930.IES

Middle Number Report - HU1018D930.IES

Bottom Number Report - HU1009D930.IES

|     |      |      |      |      |      |      |      |      |      |     |          |
|-----|------|------|------|------|------|------|------|------|------|-----|----------|
| 5.6 | 11.1 | 19.8 | 31.8 | 42.2 | 46.2 | 42.2 | 31.8 | 19.8 | 11.1 | 5.6 | 1-1/2 in |
| 3.6 | 7.1  | 12.8 | 21.8 | 30.9 | 35.0 | 30.9 | 21.8 | 12.8 | 7.1  | 3.6 |          |
| 1.5 | 2.9  | 5.3  | 9.6  | 14.8 | 17.5 | 14.8 | 9.6  | 5.3  | 2.9  | 1.5 | 6 in     |
| 6.5 | 13.0 | 25.3 | 43.6 | 60.3 | 66.6 | 60.3 | 43.6 | 25.3 | 13.0 | 6.5 |          |
| 4.1 | 8.1  | 15.9 | 29.3 | 44.5 | 51.2 | 44.5 | 29.3 | 15.9 | 8.1  | 4.1 | 12 in    |
| 1.6 | 3.2  | 6.3  | 12.4 | 21.2 | 26.2 | 21.2 | 12.4 | 6.3  | 3.2  | 1.6 |          |
| 6.9 | 14.5 | 31.1 | 59.5 | 86.1 | 95.5 | 86.1 | 59.5 | 31.1 | 14.5 | 6.9 | 18 in    |
| 4.2 | 8.7  | 18.8 | 39.1 | 64.4 | 75.8 | 64.4 | 39.1 | 18.8 | 8.7  | 4.2 |          |
| 1.6 | 3.3  | 7.0  | 15.4 | 30.3 | 39.8 | 30.3 | 15.4 | 7.0  | 3.3  | 1.6 | 24 in    |
| 6.1 | 12.7 | 27.2 | 51.6 | 74.4 | 82.6 | 74.4 | 51.6 | 27.2 | 12.7 | 6.1 |          |
| 3.7 | 7.5  | 16.2 | 33.5 | 56.9 | 64.6 | 56.9 | 33.5 | 16.2 | 7.5  | 3.7 | 30 in    |
| 1.4 | 2.9  | 6.1  | 13.4 | 26.0 | 34.0 | 26.0 | 13.4 | 6.1  | 2.9  | 1.4 |          |
| 4.4 | 8.6  | 16.4 | 28.0 | 38.5 | 42.5 | 38.5 | 28.0 | 16.4 | 8.6  | 4.4 | 30 in    |
| 2.7 | 5.2  | 10.2 | 18.6 | 28.1 | 32.3 | 28.1 | 18.6 | 10.2 | 5.2  | 2.7 |          |
| 1.1 | 2.1  | 4.1  | 7.9  | 13.3 | 16.2 | 13.3 | 7.9  | 4.1  | 2.1  | 1.1 | 30 in    |
| 2.9 | 4.9  | 8.3  | 12.5 | 16.2 | 17.6 | 16.2 | 12.5 | 8.3  | 4.9  | 2.9 |          |
| 1.8 | 3.1  | 5.3  | 8.5  | 11.6 | 13.0 | 11.6 | 8.5  | 5.3  | 3.1  | 1.8 | 30 in    |
| 0.7 | 1.3  | 2.2  | 3.8  | 5.5  | 6.3  | 5.5  | 3.8  | 2.2  | 1.3  | 0.7 |          |

18" Mounting Height

Top Number Report - HU1024D930.IES

Middle Number Report - HU1018D930.IES

Bottom Number Report - HU1009D930.IES

|     |      |      |      |      |      |      |      |      |      |     |          |
|-----|------|------|------|------|------|------|------|------|------|-----|----------|
| 6.5 | 12.2 | 20.3 | 30.9 | 39.8 | 43.3 | 39.8 | 30.9 | 20.3 | 12.2 | 6.5 | 1-1/2 in |
| 4.3 | 7.9  | 13.4 | 21.4 | 29.0 | 32.3 | 29.0 | 21.4 | 13.4 | 7.9  | 4.3 |          |
| 1.7 | 3.3  | 5.7  | 9.5  | 13.8 | 15.8 | 13.8 | 9.5  | 5.7  | 3.3  | 1.7 | 6 in     |
| 7.5 | 14.1 | 24.9 | 39.6 | 52.6 | 57.5 | 52.6 | 39.6 | 24.9 | 14.1 | 7.5 |          |
| 4.8 | 9.0  | 16.2 | 27.2 | 38.5 | 43.5 | 38.5 | 27.2 | 16.2 | 9.0  | 4.8 | 12 in    |
| 2.0 | 3.6  | 6.7  | 11.8 | 18.3 | 21.7 | 18.3 | 11.8 | 6.7  | 3.6  | 2.0 |          |
| 8.0 | 15.3 | 28.8 | 48.6 | 66.4 | 73.1 | 66.4 | 48.6 | 28.8 | 15.3 | 8.0 | 18 in    |
| 5.0 | 9.5  | 18.4 | 33.1 | 49.3 | 56.5 | 49.3 | 33.1 | 18.4 | 9.5  | 5.0 |          |
| 2.0 | 3.8  | 7.3  | 13.9 | 23.2 | 28.4 | 23.2 | 13.9 | 7.3  | 3.8  | 2.0 | 24 in    |
| 7.2 | 13.7 | 25.7 | 43.1 | 58.7 | 64.6 | 58.7 | 43.1 | 25.7 | 13.7 | 7.2 |          |
| 4.5 | 8.5  | 16.2 | 29.0 | 43.0 | 49.2 | 43.0 | 29.0 | 16.2 | 8.5  | 4.5 | 30 in    |
| 1.8 | 3.4  | 6.4  | 12.2 | 20.4 | 24.9 | 20.4 | 12.2 | 6.4  | 3.4  | 1.8 |          |
| 5.5 | 9.9  | 17.2 | 27.0 | 35.7 | 38.9 | 35.7 | 27.0 | 17.2 | 9.9  | 5.5 | 30 in    |
| 3.5 | 6.2  | 11.1 | 18.3 | 25.9 | 29.1 | 25.9 | 18.3 | 11.1 | 6.2  | 3.5 |          |
| 1.4 | 2.5  | 4.6  | 8.1  | 12.2 | 14.3 | 12.2 | 8.1  | 4.6  | 2.5  | 1.4 | 30 in    |
| 3.8 | 6.2  | 9.8  | 14.2 | 17.8 | 19.3 | 17.8 | 14.2 | 9.8  | 6.2  | 3.8 |          |
| 2.4 | 4.0  | 6.5  | 9.7  | 12.8 | 14.1 | 12.8 | 9.7  | 6.5  | 4.0  | 2.4 | 30 in    |
| 1.0 | 1.7  | 2.8  | 4.4  | 6.0  | 6.8  | 6.0  | 4.4  | 2.8  | 1.7  | 1.0 |          |

## DESCRIPTION

Ideal for task, accent, office, cove, and utility, under and above cabinet lighting display, the Halo Undercabinet low-profile design delivers maximum energy savings and life with easy installation. The integrated driver design allows 120V direct to the fixture for easy installation. Fixtures are available in 9", 18", 24", 36" and 48" lengths, the Halo system can be configured to fit almost anywhere. Each unit has an integrated on-off switch. Smooth dimming down to 5% using a standard dimmer\*. Combination of direct wire to the fixture and connector cables provide for installation flexibility. Minimum Color Rendering Index (CRI) of 90 in 2700K, 3000K and 4000K color temperatures.

|             |  |      |
|-------------|--|------|
| Catalog #   |  | Type |
| Project     |  |      |
| Comments    |  | Date |
| Prepared by |  |      |

## SPECIFICATION FEATURES

### Even Light Distribution

Specialized optical system consisting of tightly clustered proximity phosphor LEDs, advanced optical chamber coatings and lens materials resulting in soft illumination with very high efficiency. These fixtures are ideal for task lighting over glossy surfaces with no distracting shadow patterns.

### Wiring Flexibility

Use any combination of three different wiring methods: Bring flexible conduit or Romex directly to either end of any size fixture. Conduit connector and romex strain relief hardware is included with each fixture. Utilize the available plug in connectors (sold separately) to link additional fixtures to the circuit or continue with flex conduit or romex (See instructions sheets for more detail).

### Durable Low Profile Housing

Heavy gauge aluminum housing and color matched end caps with a 3/4" overall height.

### Two Fastener Mounting

Each unit is secured directly to the mounting surface with just two fasteners keeping installation costs low. Can be mounted in horizontal and vertical orientations.

### Continuous Runs

Link any combination of fixtures up to 450 W total load using available connectors.

### Optional Accessories

Optional splice box has a connection port on each side to allow for runs in either or both directions. Includes Romex/ 1/2" conduit connector. Various connector cable options provide flexibility of mounting location.

### Finish Options

Fixtures and accessories are available in both White (P) and Matte Black (MB) finishes.

### Electronic Driver

Electronic driver provides full light output, flicker free and noise free operation.

### Labels

- cULus listed
- Can be used to meet IECC, ASHRAE commercial and residential standards
- ENERGY STAR® qualified
- FCC



HU10P



HU10MB

## HU10

Integrated Driver  
LED Undercabinet



| Size Description | 9 in. Nominal   | 18 in. Nominal   | 24 in. Nominal   | 36 in. Nominal | 48 in. Nominal     |
|------------------|-----------------|------------------|------------------|----------------|--------------------|
| Length "L"       | 8.98" [228.1mm] | 16.55" [420.4mm] | 23.98" [609.1mm] | 32.44" [824mm] | 47.18" [1,198.4mm] |



## ENERGY DATA

Power Factor: >0.99  
THD: <10%  
Color Temperature:  
2700K, 3000, 4000K  
Color Rendering Index: 90  
Nominal Lumens/Ft: 330



Qualified and compliant. Refer to ENERGY STAR® Qualified Products List for listings. Can be used to comply with California Title 24 High Efficacy requirements. Certified to California Title 20 Appliance Efficiency Database.

## ORDERING INFORMATION

SAMPLE NUMBER: HU1009D930P (9" Dimmable Fixture, 90 CRI, 3000 K, White Finish)

| Family   | Length  | Dimming             | Lens                    | CRI              | Color Temperature  | Finish                                    | Accessories  |
|--|---|---------------------|-------------------------|------------------|--|---|--|
| <b>HU10</b> =Halo Integrated Driver Undercabinet | <b>09</b> =9"<br><b>18</b> =18"<br><b>24</b> =24"<br><b>36</b> =36"<br><b>48</b> =48" | <b>D</b> =Dimmable* | <b>[Blank]</b> =Frosted | <b>9</b> =90 CRI | <b>27</b> =2700K<br><b>30</b> =3000K<br><b>40</b> =4000K | <b>P</b> =White<br><b>MB</b> =Matte Black | <b>HU101</b> =3" Daisy Chain Connector<br><b>HU102</b> =6" Daisy Chain Connector<br><b>HU103</b> =24" Daisy Chain Connector<br><b>HU104</b> =120" Daisy Chain Connector<br><b>HU105</b> =48" Power Cord<br><b>HU107</b> =1-1/2" Male-to-Male Connector<br><b>HU109</b> =Splice Box<br><b>HU1010</b> =12" Daisy Chain Connector<br><b>HU1011</b> =18" Daisy Chain Connector<br><b>HU10MS</b> =Master Switch |

\*See our website for dimmer compatibility guide - [www.cooperlighting.com](http://www.cooperlighting.com)

## CONNECTORS



**HU101**  
3" Daisy Chain Connector



**HU102**  
6" Daisy Chain Connector



**HU1010**  
12" Daisy Chain Connector



**HU1011**  
18" Daisy Chain Connector



**HU103**  
24" Daisy Chain Connector



**HU104**  
120" Daisy Chain Connector



**HU105**  
48" Power Cord



**HU109**  
Splice Box



**HU107**  
1-1/2" Male-to-Male Connector

Finish: **P** = White; **MB** = Matte Black    Example: HU101P = 3" Daisy Chain Connector, White

PHOTOMETRY

Fixture Application Illustration

MOUNTING HEIGHT 24"

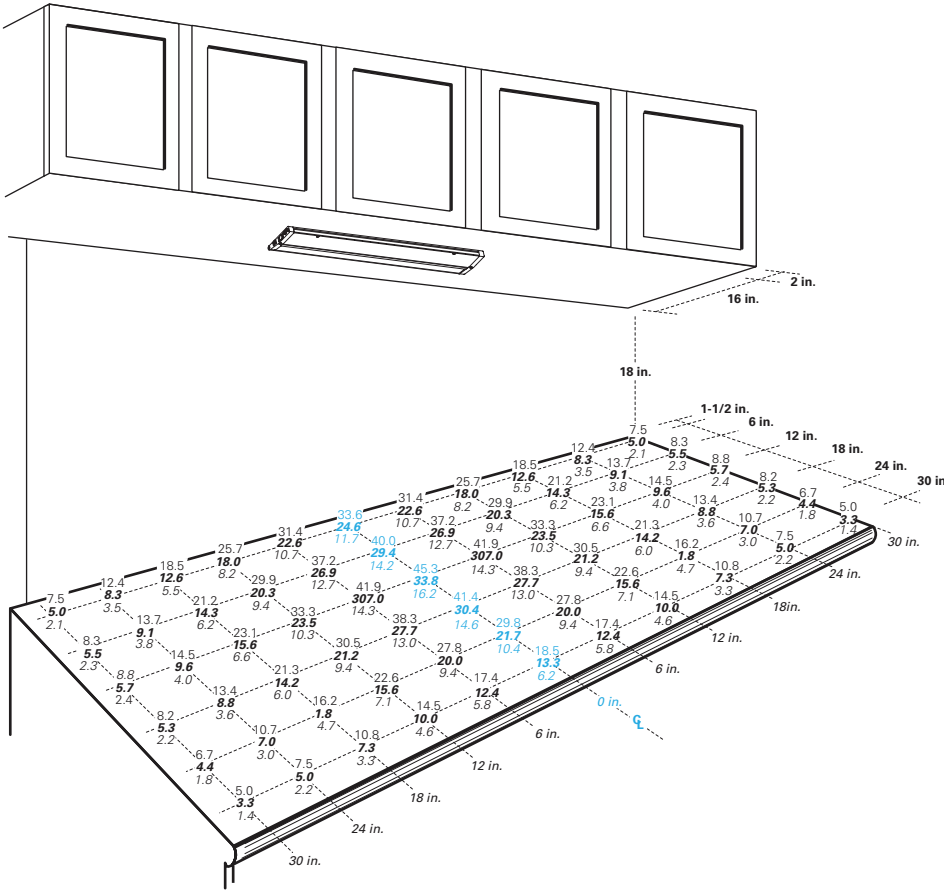
Top Number Report: HU1024D930.IES

Middle Number Report: HU1018D930.IES

Bottom Number Report: HU1009D930.IES

Countertop 16" x 30"

Point By Point Illumination Scale is Exaggerated on Fixture Application and Mounting.



15" Mounting Height

Top Number Report - HU1024D930.IES

Middle Number Report - HU1018D930.IES

Bottom Number Report - HU1009D930.IES

|     |      |      |      |      |      |      |      |      |      |     |          |
|-----|------|------|------|------|------|------|------|------|------|-----|----------|
| 5.6 | 11.1 | 19.8 | 31.8 | 42.2 | 46.2 | 42.2 | 31.8 | 19.8 | 11.1 | 5.6 | 1-1/2 in |
| 3.6 | 7.1  | 12.8 | 21.8 | 30.9 | 35.0 | 30.9 | 21.8 | 12.8 | 7.1  | 3.6 |          |
| 1.5 | 2.9  | 5.3  | 9.6  | 14.8 | 17.5 | 14.8 | 9.6  | 5.3  | 2.9  | 1.5 | 6 in     |
| 6.5 | 13.0 | 25.3 | 43.6 | 60.3 | 66.6 | 60.3 | 43.6 | 25.3 | 13.0 | 6.5 |          |
| 4.1 | 8.1  | 15.9 | 29.3 | 44.5 | 51.2 | 44.5 | 29.3 | 15.9 | 8.1  | 4.1 | 12 in    |
| 1.6 | 3.2  | 6.3  | 12.4 | 21.2 | 26.2 | 21.2 | 12.4 | 6.3  | 3.2  | 1.6 |          |
| 6.9 | 14.5 | 31.1 | 59.5 | 86.1 | 95.5 | 86.1 | 59.5 | 31.1 | 14.5 | 6.9 | 18 in    |
| 4.2 | 8.7  | 18.8 | 39.1 | 64.4 | 75.8 | 64.4 | 39.1 | 18.8 | 8.7  | 4.2 |          |
| 1.6 | 3.3  | 7.0  | 15.4 | 30.3 | 39.8 | 30.3 | 15.4 | 7.0  | 3.3  | 1.6 | 24 in    |
| 6.1 | 12.7 | 27.2 | 51.6 | 74.4 | 82.6 | 74.4 | 51.6 | 27.2 | 12.7 | 6.1 |          |
| 3.7 | 7.5  | 16.2 | 33.5 | 56.9 | 64.6 | 56.9 | 33.5 | 16.2 | 7.5  | 3.7 | 30 in    |
| 1.4 | 2.9  | 6.1  | 13.4 | 26.0 | 34.0 | 26.0 | 13.4 | 6.1  | 2.9  | 1.4 |          |
| 4.4 | 8.6  | 16.4 | 28.0 | 38.5 | 42.5 | 38.5 | 28.0 | 16.4 | 8.6  | 4.4 | 30 in    |
| 2.7 | 5.2  | 10.2 | 18.6 | 28.1 | 32.3 | 28.1 | 18.6 | 10.2 | 5.2  | 2.7 |          |
| 1.1 | 2.1  | 4.1  | 7.9  | 13.3 | 16.2 | 13.3 | 7.9  | 4.1  | 2.1  | 1.1 | 30 in    |
| 2.9 | 4.9  | 8.3  | 12.5 | 16.2 | 17.6 | 16.2 | 12.5 | 8.3  | 4.9  | 2.9 |          |
| 1.8 | 3.1  | 5.3  | 8.5  | 11.6 | 13.0 | 11.6 | 8.5  | 5.3  | 3.1  | 1.8 | 30 in    |
| 0.7 | 1.3  | 2.2  | 3.8  | 5.5  | 6.3  | 5.5  | 3.8  | 2.2  | 1.3  | 0.7 |          |

18" Mounting Height

Top Number Report - HU1024D930.IES

Middle Number Report - HU1018D930.IES

Bottom Number Report - HU1009D930.IES

|     |      |      |      |      |      |      |      |      |      |     |          |
|-----|------|------|------|------|------|------|------|------|------|-----|----------|
| 6.5 | 12.2 | 20.3 | 30.9 | 39.8 | 43.3 | 39.8 | 30.9 | 20.3 | 12.2 | 6.5 | 1-1/2 in |
| 4.3 | 7.9  | 13.4 | 21.4 | 29.0 | 32.3 | 29.0 | 21.4 | 13.4 | 7.9  | 4.3 |          |
| 1.7 | 3.3  | 5.7  | 9.5  | 13.8 | 15.8 | 13.8 | 9.5  | 5.7  | 3.3  | 1.7 | 6 in     |
| 7.5 | 14.1 | 24.9 | 39.6 | 52.6 | 57.5 | 52.6 | 39.6 | 24.9 | 14.1 | 7.5 |          |
| 4.8 | 9.0  | 16.2 | 27.2 | 38.5 | 43.5 | 38.5 | 27.2 | 16.2 | 9.0  | 4.8 | 12 in    |
| 2.0 | 3.6  | 6.7  | 11.8 | 18.3 | 21.7 | 18.3 | 11.8 | 6.7  | 3.6  | 2.0 |          |
| 8.0 | 15.3 | 28.8 | 48.6 | 66.4 | 73.1 | 66.4 | 48.6 | 28.8 | 15.3 | 8.0 | 18 in    |
| 5.0 | 9.5  | 18.4 | 33.1 | 49.3 | 56.5 | 49.3 | 33.1 | 18.4 | 9.5  | 5.0 |          |
| 2.0 | 3.8  | 7.3  | 13.9 | 23.2 | 28.4 | 23.2 | 13.9 | 7.3  | 3.8  | 2.0 | 24 in    |
| 7.2 | 13.7 | 25.7 | 43.1 | 58.7 | 64.6 | 58.7 | 43.1 | 25.7 | 13.7 | 7.2 |          |
| 4.5 | 8.5  | 16.2 | 29.0 | 43.0 | 49.2 | 43.0 | 29.0 | 16.2 | 8.5  | 4.5 | 30 in    |
| 1.8 | 3.4  | 6.4  | 12.2 | 20.4 | 24.9 | 20.4 | 12.2 | 6.4  | 3.4  | 1.8 |          |
| 5.5 | 9.9  | 17.2 | 27.0 | 35.7 | 38.9 | 35.7 | 27.0 | 17.2 | 9.9  | 5.5 | 30 in    |
| 3.5 | 6.2  | 11.1 | 18.3 | 25.9 | 29.1 | 25.9 | 18.3 | 11.1 | 6.2  | 3.5 |          |
| 1.4 | 2.5  | 4.6  | 8.1  | 12.2 | 14.3 | 12.2 | 8.1  | 4.6  | 2.5  | 1.4 | 30 in    |
| 3.8 | 6.2  | 9.8  | 14.2 | 17.8 | 19.3 | 17.8 | 14.2 | 9.8  | 6.2  | 3.8 |          |
| 2.4 | 4.0  | 6.5  | 9.7  | 12.8 | 14.1 | 12.8 | 9.7  | 6.5  | 4.0  | 2.4 | 30 in    |
| 1.0 | 1.7  | 2.8  | 4.4  | 6.0  | 6.8  | 6.0  | 4.4  | 2.8  | 1.7  | 1.0 |          |