

## FD Series Decorator Series

The FD Series Decorator Auto-Off Timers are designed to replace any standard wall switch - single or multi-gang. This series of energy-efficient mechanical timers do not require electricity to operate. In addition, they automatically limit the ON times for fans, lighting, motors, heaters, and other energy consuming loads.

### Features

- Hold feature enables user to override the automatic shut-off function
- Supplied time dial plates are designed to fit either toggle (FF) or decorator style (FD) switch plates
- Single or multi-gang with no field modifications required
- Time saving up front terminal connection with teeter-type terminals
- Press-on knob design ensures quick and easy installation
- CFL Compatible

*Not for use with sunlamps, saunas, or loads that could cause personal injury if timed incorrectly.*

### Ratings

|                        |   |
|------------------------|---|
| Resistive:             | 20 Amp, 125 VAC, 50/60 Hz<br>10 Amp, 250 VAC, 50/60 Hz<br>10 Amp, 277 VAC, 50/60 Hz |
| Tungsten:              | 7 Amp, 125 VAC  |
| Motor:                 | 1 HP, 120 VAC, 50/60 Hz<br>2 HP, 240 VAC, 50/60 Hz                                  |
| Operating Temperature: | -40°F to 104°F (-40°C to 40°C)  |
| Style:                 | Can be used with decorator and toggle type switch plates                            |
| Dimensions:            | 2.79" H x 1.6" W x 1.19" D  |

Project: \_\_\_\_\_

Location: \_\_\_\_\_

Product Type: \_\_\_\_\_

Contact/Phone: \_\_\_\_\_

Model #: \_\_\_\_\_



| White Models | Ivory Models | Almond Models | Time Cycle | Switch | Hold |
|--------------|--------------|---------------|------------|--------|------|
| FD5MW        | FD5M         | -             | 5 Minutes  | SPST   | No   |
| FD15MWC      | FD15MC       | FD15MAC       | 15 Minutes | SPST   | No   |
| FD15MHW      | FD15MH       | -             | 15 Minutes | SPST   | Yes  |
| FD30MWC      | FD30MC       | FD30MAC       | 30 Minutes | SPST   | No   |
| FD30MHW      | FD30MH       | -             | 30 Minutes | SPST   | Yes  |
| FD60MWC      | FD60MC       | FD60MAC       | 60 Minutes | SPST   | No   |
| FD60MHW      | FD60MH       | -             | 60 Minutes | SPST   | Yes  |
| FD2HW        | FD2H         | -             | 2 Hours    | SPST   | No   |
| FD4HW        | FD4H         | -             | 4 Hours    | SPST   | No   |
| FD6HW        | FD6H         | -             | 6 Hours    | SPST   | No   |
| FD6HHW       | FD6HH        | -             | 6 Hours    | SPST   | Yes  |
| FD12HWC      | FD12HC       | -             | 12 Hours   | SPST   | No   |
| FD12HHW      | FD12HH       | -             | 12 Hours   | SPST   | Yes  |
| FD32HW       | FD32H        | -             | 2 Hours    | SPDT   | No   |
| FD34HW       | FD34H        | -             | 4 Hours    | SPDT   | No   |
| -            | FD36H        | -             | 6 Hours    | SPDT   | No   |
| -            | FD415M       | -             | 15 Minutes | DPST   | No   |
| FD430MW      | FD430M       | -             | 30 Minutes | DPST   | No   |
| FD460MW      | FD460M       | -             | 60 Minutes | DPST   | No   |
| FD46HW       | FD46H        | -             | 6 Hours    | DPST   | No   |

## Specification

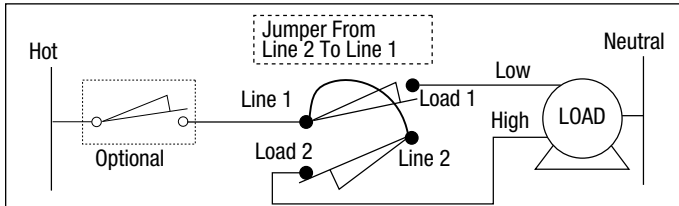
The time switch shall be of the appropriate dimensions and design to provide direct replacement of a standard wall switch in single or multi-gang 2 ½" deep junction boxes. The timer shall include a molded \_\_\_\_\_ (Almond)(Ivory) (White) knob and plate with a spiral time scale to provide easy selection of the time setting. The molded plate (time dial) and knob shall be the standard industry accepted \_\_\_\_\_ (Almond)(Ivory)(White) and shall provide for installation using a standard toggle or standard decorator wall switch plate without modifications. The knob shall be a press on type requiring no screws or other hardware to secure. The threaded hole for plate mounting shall be extruded to provide a minimum of .085" thread engagement. Switch Rating (Each Pole for DPST Models).

The timer shall have a UL listed rating of:

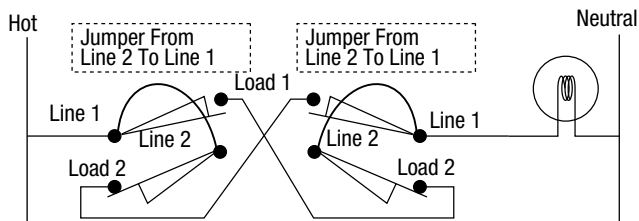
- 1 HP at 125 VAC, 50/60 Hz
- 2 HP at 250 VAC, 50/60 Hz
- 20 Amp, 120 VAC, 50/60 Hz
- 10 Amp, 250 VAC, 50/60 Hz
- 10 Amp, 277 VAC, 50/60 Hz
- 7 Amp, 125 VAC

The timer field wiring connections shall be secured by means of a teeter-type terminal screw to provide secure connections for appropriate wire sizes. The timer shall be \_\_\_\_\_ (SPST)(DPST)(SPDT). The timer \_\_\_\_\_ (Shall)(Shall Not) have a Hold feature and shall have a time cycle of \_\_\_\_\_ (See Time Cycles Listed). The timer shall be Intermatic model \_\_\_\_\_ (See Model Numbers Listed).

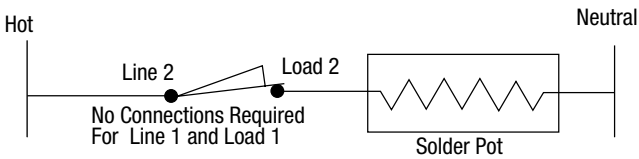
## Diagrams



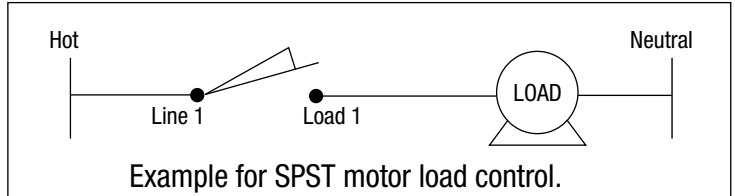
Example for timed selection of low or high speed motor with optional timer to limit operation time regardless of speed selected.



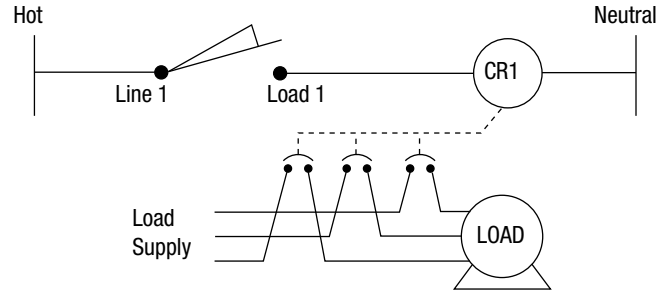
Example for 3-way load control providing timed override from more than one location.



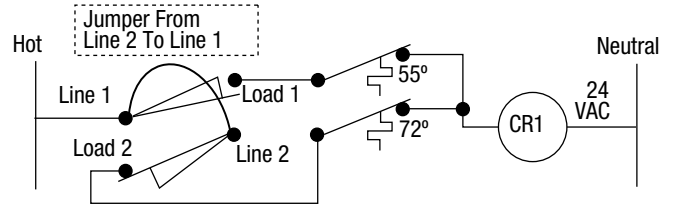
Example for reverse action control. The load is switched off when timer is operated for a limited time then switches back on.



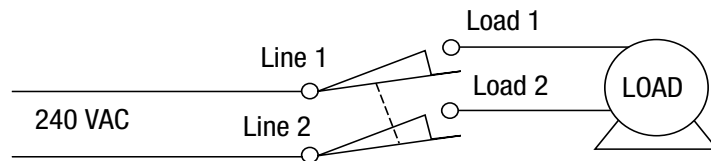
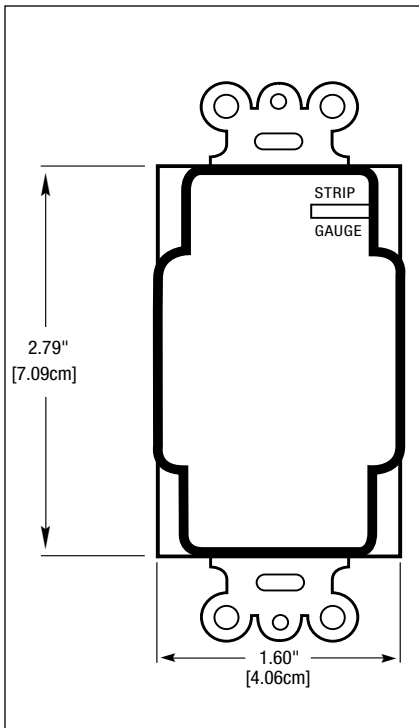
Example for SPST motor load control.



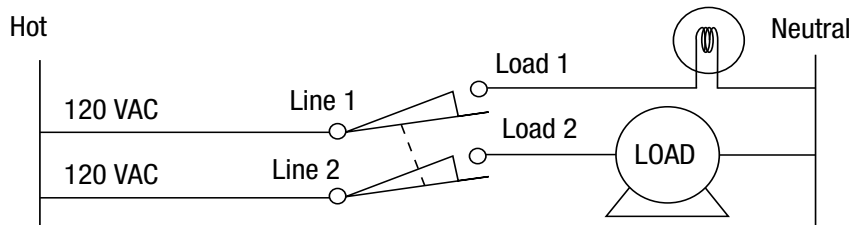
Example for SPST large motor load control using a 3-pole contactor or motor starter.



Example for control of low voltage set-back set-up thermostats using SPDT timer.



Example for breaking both sides of a 240 volt load using DPST contacts.



Example for controlling two loads simultaneously by using DPST contacts.

Notes

---



---



---



---



---



---



---



---



---



---



---



---



---



---



---



---



---



---



---



---

## FD Series Decorator Series

The FD Series Decorator Auto-Off Timers are designed to replace any standard wall switch - single or multi-gang. This series of energy-efficient mechanical timers do not require electricity to operate. In addition, they automatically limit the ON times for fans, lighting, motors, heaters, and other energy consuming loads.

### Features

- Hold feature enables user to override the automatic shut-off function
- Supplied time dial plates are designed to fit either toggle (FF) or decorator style (FD) switch plates
- Single or multi-gang with no field modifications required
- Time saving up front terminal connection with teeter-type terminals
- Press-on knob design ensures quick and easy installation
- CFL Compatible

*Not for use with sunlamps, saunas, or loads that could cause personal injury if timed incorrectly.*

### Ratings

|                        |   |
|------------------------|---|
| Resistive:             | 20 Amp, 125 VAC, 50/60 Hz<br>10 Amp, 250 VAC, 50/60 Hz<br>10 Amp, 277 VAC, 50/60 Hz |
| Tungsten:              | 7 Amp, 125 VAC  |
| Motor:                 | 1 HP, 120 VAC, 50/60 Hz<br>2 HP, 240 VAC, 50/60 Hz                                  |
| Operating Temperature: | -40°F to 104°F (-40°C to 40°C)  |
| Style:                 | Can be used with decorator and toggle type switch plates                            |
| Dimensions:            | 2.79" H x 1.6" W x 1.19" D  |

Project: \_\_\_\_\_

Location: \_\_\_\_\_

Product Type: \_\_\_\_\_

Contact/Phone: \_\_\_\_\_

Model #: \_\_\_\_\_



| White Models | Ivory Models | Almond Models | Time Cycle | Switch | Hold |
|--------------|--------------|---------------|------------|--------|------|
| FD5MW        | FD5M         | -             | 5 Minutes  | SPST   | No   |
| FD15MWC      | FD15MC       | FD15MAC       | 15 Minutes | SPST   | No   |
| FD15MHW      | FD15MH       | -             | 15 Minutes | SPST   | Yes  |
| FD30MWC      | FD30MC       | FD30MAC       | 30 Minutes | SPST   | No   |
| FD30MHW      | FD30MH       | -             | 30 Minutes | SPST   | Yes  |
| FD60MWC      | FD60MC       | FD60MAC       | 60 Minutes | SPST   | No   |
| FD60MHW      | FD60MH       | -             | 60 Minutes | SPST   | Yes  |
| FD2HW        | FD2H         | -             | 2 Hours    | SPST   | No   |
| FD4HW        | FD4H         | -             | 4 Hours    | SPST   | No   |
| FD6HW        | FD6H         | -             | 6 Hours    | SPST   | No   |
| FD6HHW       | FD6HH        | -             | 6 Hours    | SPST   | Yes  |
| FD12HWC      | FD12HC       | -             | 12 Hours   | SPST   | No   |
| FD12HHW      | FD12HH       | -             | 12 Hours   | SPST   | Yes  |
| FD32HW       | FD32H        | -             | 2 Hours    | SPDT   | No   |
| FD34HW       | FD34H        | -             | 4 Hours    | SPDT   | No   |
| -            | FD36H        | -             | 6 Hours    | SPDT   | No   |
| -            | FD415M       | -             | 15 Minutes | DPST   | No   |
| FD430MW      | FD430M       | -             | 30 Minutes | DPST   | No   |
| FD460MW      | FD460M       | -             | 60 Minutes | DPST   | No   |
| FD46HW       | FD46H        | -             | 6 Hours    | DPST   | No   |

## Specification

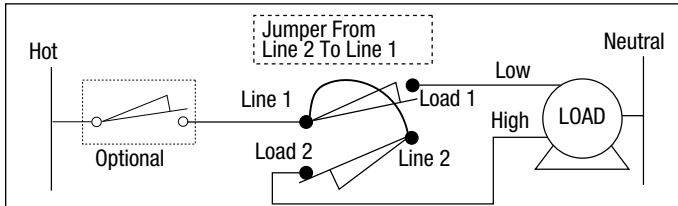
The time switch shall be of the appropriate dimensions and design to provide direct replacement of a standard wall switch in single or multi-gang 2 ½" deep junction boxes. The timer shall include a molded \_\_\_\_\_ (Almond)(Ivory) (White) knob and plate with a spiral time scale to provide easy selection of the time setting. The molded plate (time dial) and knob shall be the standard industry accepted \_\_\_\_\_ (Almond)(Ivory)(White) and shall provide for installation using a standard toggle or standard decorator wall switch plate without modifications. The knob shall be a press on type requiring no screws or other hardware to secure. The threaded hole for plate mounting shall be extruded to provide a minimum of .085" thread engagement. Switch Rating (Each Pole for DPST Models).

The timer shall have a UL listed rating of:

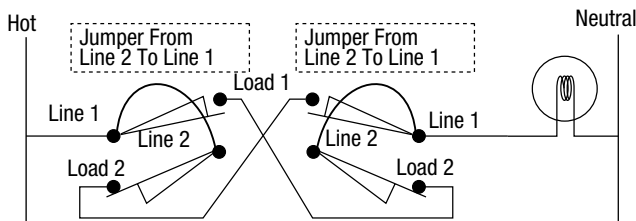
- 1 HP at 125 VAC, 50/60 Hz
- 2 HP at 250 VAC, 50/60 Hz
- 20 Amp, 120 VAC, 50/60 Hz
- 10 Amp, 250 VAC, 50/60 Hz
- 10 Amp, 277 VAC, 50/60 Hz
- 7 Amp, 125 VAC

The timer field wiring connections shall be secured by means of a teeter-type terminal screw to provide secure connections for appropriate wire sizes. The timer shall be \_\_\_\_\_ (SPST)(DPST)(SPDT). The timer \_\_\_\_\_ (Shall)(Shall Not) have a Hold feature and shall have a time cycle of \_\_\_\_\_ (See Time Cycles Listed). The timer shall be Intermatic model \_\_\_\_\_ (See Model Numbers Listed).

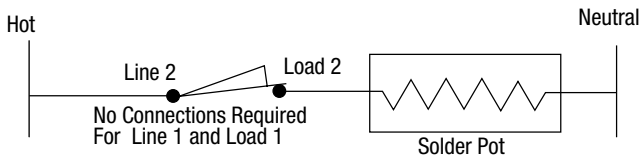
## Diagrams



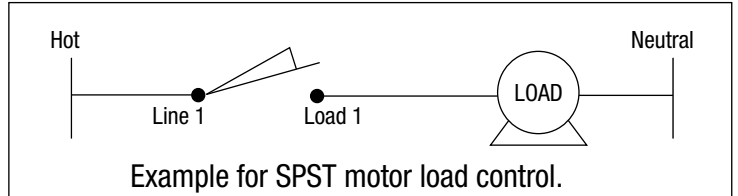
Example for timed selection of low or high speed motor with optional timer to limit operation time regardless of speed selected.



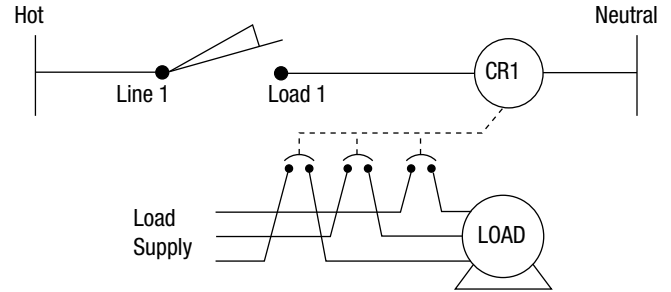
Example for 3-way load control providing timed override from more than one location.



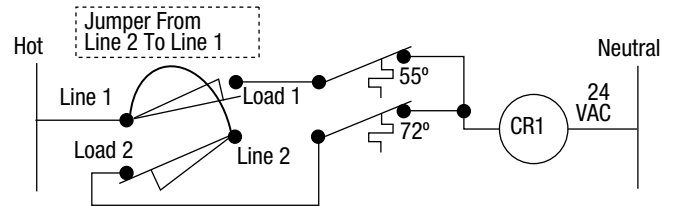
Example for reverse action control. The load is switched off when timer is operated for a limited time then switches back on.



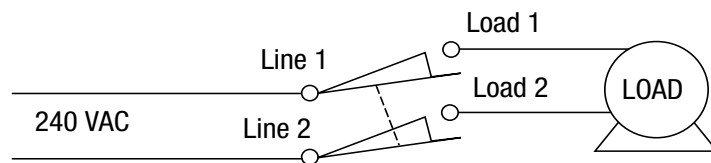
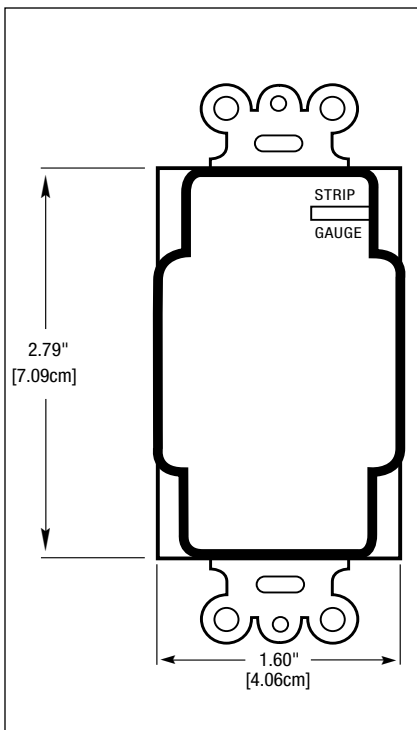
Example for SPST motor load control.



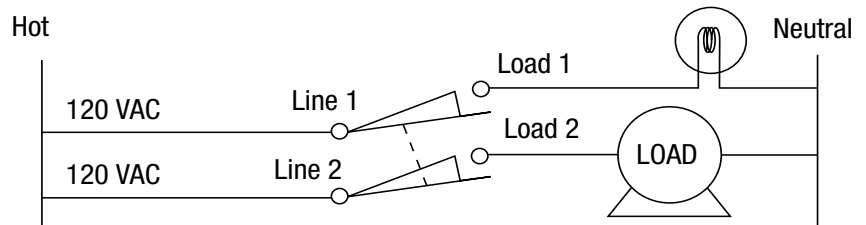
Example for SPST large motor load control using a 3-pole contactor or motor starter.



Example for control of low voltage set-back set-up thermostats using SPDT timer.



Example for breaking both sides of a 240 volt load using DPST contacts.



Example for controlling two loads simultaneously by using DPST contacts.

## Notes

---

---

---

---

---

---

---

---

---

---

---

---

---

---

---

---

---

---

---

---

---

---

---