

FD Series Decorator Series

The FD Series Decorator Auto-Off Timers are designed to replace any standard wall switch - single or multi-gang. This series of energy-efficient mechanical timers do not require electricity to operate. In addition, they automatically limit the ON times for fans, lighting, motors, heaters, and other energy consuming loads.

Features

- Hold feature enables user to override the automatic shut-off function
- Supplied time dial plates are designed to fit either toggle (FF) or decorator style (FD) switch plates
- Single or multi-gang with no field modifications required
- Time saving up front terminal connection with teeter-type terminals
- Press-on knob design ensures quick and easy installation
- CFL Compatible

Not for use with sunlamps, saunas, or loads that could cause personal injury if timed incorrectly.

Ratings

| | |
|------------------------|---|
| Resistive: | 20 Amp, 125 VAC, 50/60 Hz 10 Amp, 250 VAC, 50/60 Hz 10 Amp, 277 VAC, 50/60 Hz |
| Tungsten: | 7 Amp, 125 VAC |
| Motor: | 1 HP, 120 VAC, 50/60 Hz 2 HP, 240 VAC, 50/60 Hz |
| Operating Temperature: | -40°F to 104°F (-40°C to 40°C) |
| Style: | Can be used with decorator and toggle type switch plates |
| Dimensions: | 2.79" H x 1.6" W x 1.19" D |

Project: _____

Location: _____

Product Type: _____

Contact/Phone: _____

Model #: _____



| White Models | Ivory Models | Almond Models | Time Cycle | Switch | Hold |
|--------------|--------------|---------------|------------|--------|------|
| FD5MW | FD5M | - | 5 Minutes | SPST | No |
| FD15MWC | FD15MC | FD15MAC | 15 Minutes | SPST | No |
| FD15MHW | FD15MH | - | 15 Minutes | SPST | Yes |
| FD30MWC | FD30MC | FD30MAC | 30 Minutes | SPST | No |
| FD30MHW | FD30MH | - | 30 Minutes | SPST | Yes |
| FD60MWC | FD60MC | FD60MAC | 60 Minutes | SPST | No |
| FD60MHW | FD60MH | - | 60 Minutes | SPST | Yes |
| FD2HW | FD2H | - | 2 Hours | SPST | No |
| FD4HW | FD4H | - | 4 Hours | SPST | No |
| FD6HW | FD6H | - | 6 Hours | SPST | No |
| FD6HHW | FD6HH | - | 6 Hours | SPST | Yes |
| FD12HWC | FD12HC | - | 12 Hours | SPST | No |
| FD12HHW | FD12HH | - | 12 Hours | SPST | Yes |
| FD32HW | FD32H | - | 2 Hours | SPDT | No |
| FD34HW | FD34H | - | 4 Hours | SPDT | No |
| - | FD36H | - | 6 Hours | SPDT | No |
| - | FD415M | - | 15 Minutes | DPST | No |
| FD430MW | FD430M | - | 30 Minutes | DPST | No |
| FD460MW | FD460M | - | 60 Minutes | DPST | No |
| FD46HW | FD46H | - | 6 Hours | DPST | No |

Specification

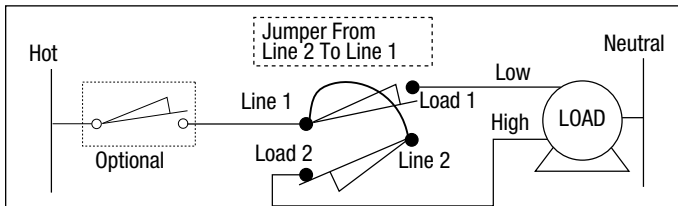
The time switch shall be of the appropriate dimensions and design to provide direct replacement of a standard wall switch in single or multi-gang 2 ½" deep junction boxes. The timer shall include a molded _____ (Almond)(Ivory) (White) knob and plate with a spiral time scale to provide easy selection of the time setting. The molded plate (time dial) and knob shall be the standard industry accepted _____ (Almond)(Ivory)(White) and shall provide for installation using a standard toggle or standard decorator wall switch plate without modifications. The knob shall be a press on type requiring no screws or other hardware to secure. The threaded hole for plate mounting shall be extruded to provide a minimum of .085" thread engagement. Switch Rating (Each Pole for DPST Models).

The timer shall have a UL listed rating of:

- 1 HP at 125 VAC, 50/60 Hz
- 2 HP at 250 VAC, 50/60 Hz
- 20 Amp, 120 VAC, 50/60 Hz
- 10 Amp, 250 VAC, 50/60 Hz
- 10 Amp, 277 VAC, 50/60 Hz
- 7 Amp, 125 VAC

The timer field wiring connections shall be secured by means of a teeter-type terminal screw to provide secure connections for appropriate wire sizes. The timer shall be _____ (SPST)(DPST)(SPDT). The timer _____ (Shall)(Shall Not) have a Hold feature and shall have a time cycle of _____ (See Time Cycles Listed). The timer shall be Intermatic model _____ (See Model Numbers Listed).

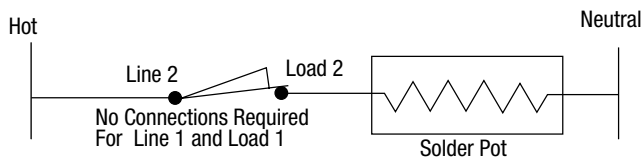
Diagrams



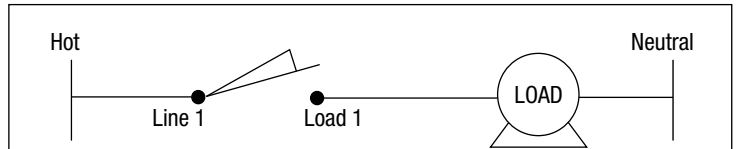
Example for timed selection of low or high speed motor with optional timer to limit operation time regardless of speed selected.



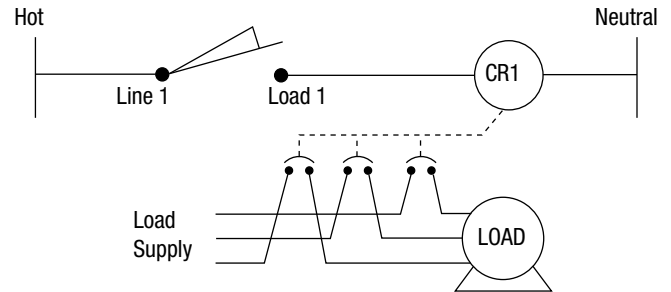
Example for 3-way load control providing timed override from more than one location.



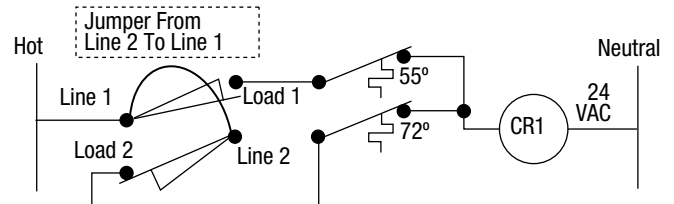
Example for reverse action control. The load is switched off when timer is operated for a limited time then switches back on.



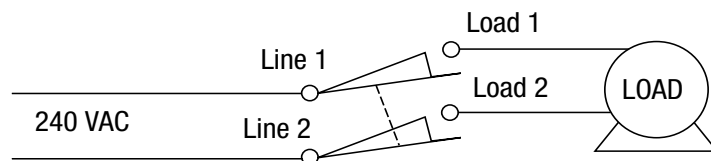
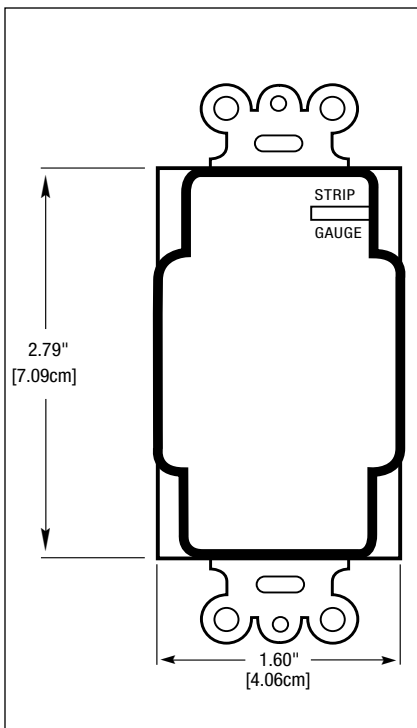
Example for SPST motor load control.



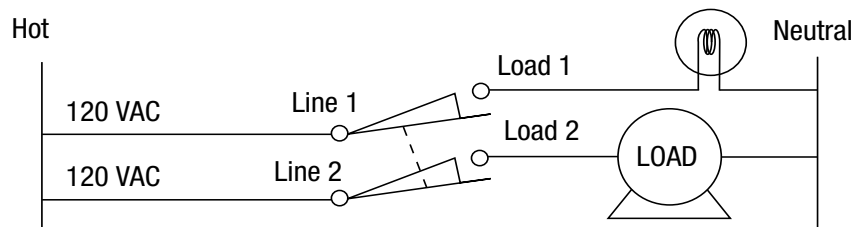
Example for SPST large motor load control using a 3-pole contactor or motor starter.



Example for control of low voltage set-back set-up thermostats using SPDT timer.



Example for breaking both sides of a 240 volt load using DPST contacts.



Example for controlling two loads simultaneously by using DPST contacts.

FD Series Decorator Series

The FD Series Decorator Auto-Off Timers are designed to replace any standard wall switch - single or multi-gang. This series of energy-efficient mechanical timers do not require electricity to operate. In addition, they automatically limit the ON times for fans, lighting, motors, heaters, and other energy consuming loads.

Features

- Hold feature enables user to override the automatic shut-off function
- Supplied time dial plates are designed to fit either toggle (FF) or decorator style (FD) switch plates
- Single or multi-gang with no field modifications required
- Time saving up front terminal connection with teeter-type terminals
- Press-on knob design ensures quick and easy installation
- CFL Compatible

Not for use with sunlamps, saunas, or loads that could cause personal injury if timed incorrectly.

Ratings

| | |
|------------------------|---|
| Resistive: | 20 Amp, 125 VAC, 50/60 Hz 10 Amp, 250 VAC, 50/60 Hz 10 Amp, 277 VAC, 50/60 Hz |
| Tungsten: | 7 Amp, 125 VAC |
| Motor: | 1 HP, 120 VAC, 50/60 Hz 2 HP, 240 VAC, 50/60 Hz |
| Operating Temperature: | -40°F to 104°F (-40°C to 40°C) |
| Style: | Can be used with decorator and toggle type switch plates |
| Dimensions: | 2.79" H x 1.6" W x 1.19" D |

Project: _____

Location: _____

Product Type: _____

Contact/Phone: _____

Model #: _____



| White Models | Ivory Models | Almond Models | Time Cycle | Switch | Hold |
|--------------|--------------|---------------|------------|--------|------|
| FD5MW | FD5M | - | 5 Minutes | SPST | No |
| FD15MWC | FD15MC | FD15MAC | 15 Minutes | SPST | No |
| FD15MHW | FD15MH | - | 15 Minutes | SPST | Yes |
| FD30MWC | FD30MC | FD30MAC | 30 Minutes | SPST | No |
| FD30MHW | FD30MH | - | 30 Minutes | SPST | Yes |
| FD60MWC | FD60MC | FD60MAC | 60 Minutes | SPST | No |
| FD60MHW | FD60MH | - | 60 Minutes | SPST | Yes |
| FD2HW | FD2H | - | 2 Hours | SPST | No |
| FD4HW | FD4H | - | 4 Hours | SPST | No |
| FD6HW | FD6H | - | 6 Hours | SPST | No |
| FD6HHW | FD6HH | - | 6 Hours | SPST | Yes |
| FD12HWC | FD12HC | - | 12 Hours | SPST | No |
| FD12HHW | FD12HH | - | 12 Hours | SPST | Yes |
| FD32HW | FD32H | - | 2 Hours | SPDT | No |
| FD34HW | FD34H | - | 4 Hours | SPDT | No |
| - | FD36H | - | 6 Hours | SPDT | No |
| - | FD415M | - | 15 Minutes | DPST | No |
| FD430MW | FD430M | - | 30 Minutes | DPST | No |
| FD460MW | FD460M | - | 60 Minutes | DPST | No |
| FD46HW | FD46H | - | 6 Hours | DPST | No |

Specification

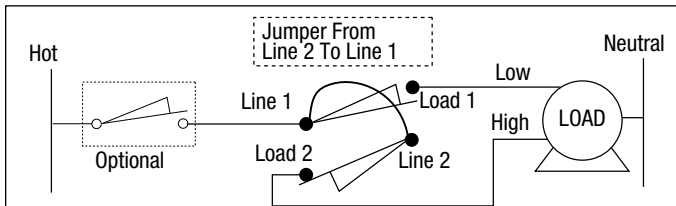
The time switch shall be of the appropriate dimensions and design to provide direct replacement of a standard wall switch in single or multi-gang 2 ½" deep junction boxes. The timer shall include a molded _____ (Almond)(Ivory) (White) knob and plate with a spiral time scale to provide easy selection of the time setting. The molded plate (time dial) and knob shall be the standard industry accepted _____ (Almond)(Ivory)(White) and shall provide for installation using a standard toggle or standard decorator wall switch plate without modifications. The knob shall be a press on type requiring no screws or other hardware to secure. The threaded hole for plate mounting shall be extruded to provide a minimum of .085" thread engagement. Switch Rating (Each Pole for DPST Models).

The timer shall have a UL listed rating of:

- 1 HP at 125 VAC, 50/60 Hz
- 2 HP at 250 VAC, 50/60 Hz
- 20 Amp, 120 VAC, 50/60 Hz
- 10 Amp, 250 VAC, 50/60 Hz
- 10 Amp, 277 VAC, 50/60 Hz
- 7 Amp, 125 VAC

The timer field wiring connections shall be secured by means of a teeter-type terminal screw to provide secure connections for appropriate wire sizes. The timer shall be _____ (SPST)(DPST)(SPDT). The timer _____ (Shall)(Shall Not) have a Hold feature and shall have a time cycle of _____ (See Time Cycles Listed). The timer shall be Intermatic model _____ (See Model Numbers Listed).

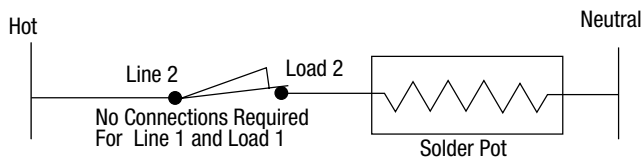
Diagrams



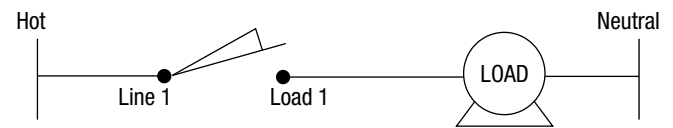
Example for timed selection of low or high speed motor with optional timer to limit operation time regardless of speed selected.



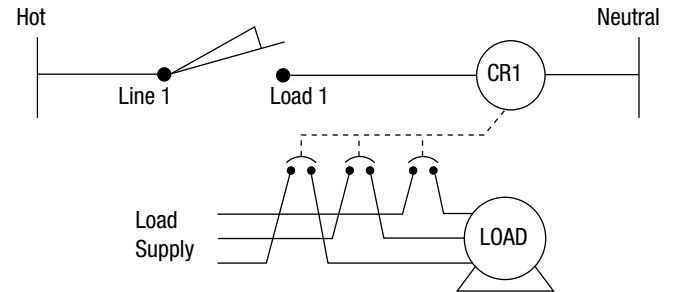
Example for 3-way load control providing timed override from more than one location.



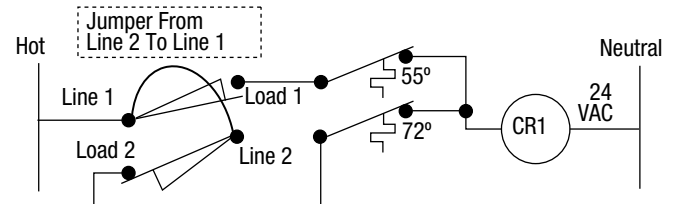
Example for reverse action control. The load is switched off when timer is operated for a limited time then switches back on.



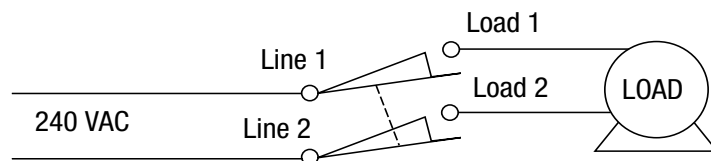
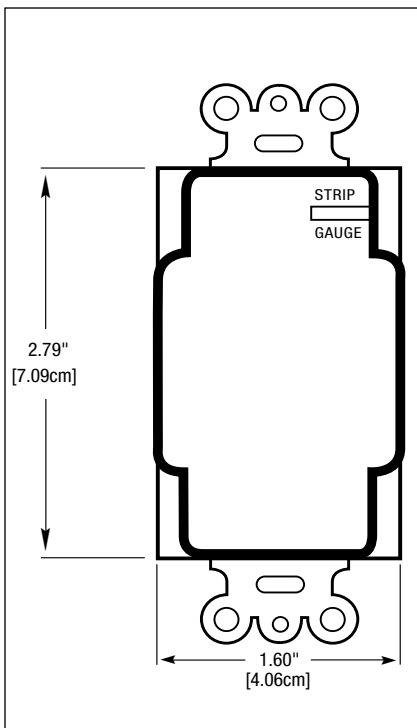
Example for SPST motor load control.



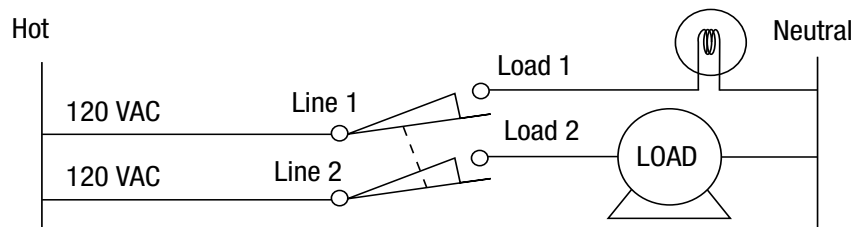
Example for SPST large motor load control using a 3-pole contactor or motor starter.



Example for control of low voltage set-back set-up thermostats using SPDT timer.



Example for breaking both sides of a 240 volt load using DPST contacts.



Example for controlling two loads simultaneously by using DPST contacts.

