

GE  
Lighting

# GE Plug-In Compact Fluorescents—

Versatile options for  
low-energy, high-quality,  
lighting applications



imagination at work

# Plug-In Compact Fluorescents: The Smart Choice

By virtually any measure, Plug-In Compact Fluorescent Lamps from GE Lighting are the perfect solution for low-energy applications where space is at a premium and quality is a given.

## Uncompromising Quality. Unprecedented Flexibility

Contractors and lighting designers working in virtually every setting— from retail and hospital-ity to health care and industrial— are making the transition to economical, versatile plug-in CFLs from GE Lighting.

With GE Plug-in CFLs, you gain all the cost and energy savings of traditional fluorescents, plus the ability to use them in installations where incandescents had been the rule. They are even available in dimmable models.

## GE Plug-In CFL Benefits

- Higher energy efficiency means lower energy bills and less pollution.
- Remarkable life of up to 20,000 hours reduces maintenance and replacement costs.
- Amalgam technology provides stable lumen performance in any position and over a wide range of ambient temperatures.
- Available in a variety of color temperatures, wattages, shapes, and sizes, CFLs can be used in virtually any application.









# The Next Step in Plug-In CFLs

At GE Lighting, we're always striving to improve on our best efforts. And that's exactly how we've approached our plug-in CFLs. The current generation of CFLs produces better lumen maintenance over a wider ambient temperature range and more stable lumen output in all burn positions— all thanks to amalgam technology. Shorter warm-up times make our plug-in CFLs a more attractive option for the hospitality and property management industries.

We've also improved lamp life. We increased the rated life of our 2-pin double Biax<sup>®</sup> lamp by 20% and boosted the life across our 4-pin range by 40% to 17,000 hours at a 3-hour startup. And we've achieved these milestones without raising our price, making a great value even better.



## GE CFL product improvements

**2-pin double Biax<sup>®</sup> 12,000 hours @ 3 hour startup**

**4-pin 17,000 hours @ 3 hour startup**

We've increased the rated life of our 2-pin double Biax<sup>®</sup> lamp to 12,000 hours— a 20% improvement!







# Plug-In CFLs: Compact Fluorescents That Mean Business


Plug-in CFLs take the savings and flexibility of CFLs a step further. Depending on the ballast, a plug-in CFL can produce high energy efficiency or extended life. Either way you save.

Plug-in CFLs can save users money in another way: it is the lamp of choice for utility rebate programs. Utilities like it because users cannot substitute incandescent lamps for plug-in CFLs, thanks to their unique plug configurations.

At the same time, plug-in CFLs preserve your options. With quick start and dimmable ballasts as well as a range of color temperatures, wattages, shapes and sizes, plug-in CFLs are a great energy-saving choice for most applications.

## GE Plug-in CFLs Offer

- The flexibility to create precise lighting solutions for specific applications.
- Greater energy savings, longer life, and lower maintenance costs.
- The opportunity to participate in utility rebate programs.





Downlighting has never been so effective. GE's amalgam technology provides stable lumen performance in any position.

# A Better Fit for Your Application

When it comes to new installations that call for compact fixtures or downlights, GE Plug-In CFLs dramatically expand your options.

- Choose from single, double, triple, or quad Biax<sup>®</sup> models to produce the precise amount of light you need.
- Fine-tune the lighting to your application by choosing the lamp with the right color temperature.
- Use GE Plug-In CFLs in enclosed luminaires and outdoor applications without significant light loss, thanks to amalgam technology that guarantees the same light output in any burning position.

GE Plug-In CFLs are also the perfect choice for relamping existing applications. Not only will you find plug-ins that are virtually equivalent to your old lamps, but in many cases you can choose CFLs that will outperform them.



GE Plug-in CFL Corridor and Down Lighting solutions are compact and versatile.

## GE Plug-Ins: Designed for Versatility

- Down lighting
- Corridor lighting
- Office buildings
- Hotels/Motels
- Restaurants
- Retail
- Healthcare



# GE Proline® Electronic Ballasts for CFLs

GE compact fluorescent (CFL) systems provide energy saving alternatives to halogen, incandescent or HID light sources. GE Multivolt ProLine® CFL programmed start ballasts combine universal voltage (108-305V) technology with multi-lamp capability, dual entry color-coded connectors and ultra system reliability to create an industry leading CFL solution for commercial and residential applications.



## GE Compact Fluorescent Ballasts

- Multi-voltage technology means single ballast handles from 108V to 305V
- Programmed start for extended lamp life
- 2 or 1 lamp operation with multiple lamp compatibility
- End of lamp life protection
- Cool operation for extended ballast life
- Low profile, durable white metal housing
- Auto reset for lamp replacement without turning off power
- <10% THD exceeds recommended utility and ANSI guidelines
- Color-coded connectors for simplified wiring
- SE dual entry connectors are accessible from bottom or side
- 3-way ballast kit offers multiple configurations

## GE Proline® Electronic Ballasts for CFLs

Application	Ballast Description	Product Code		
		Bottom Exit with Studs	Dual Exit/Bottom and sides	Mounting
2 or 1 - CFQ13W/G24q Bottom Exit 120-277V ProLine® PS	GEC213-MVPS-3W	71428	71429	71430
2 or 1 - CFQ18W/G24q Bottom Exit 120-277V ProLine® PS	GEC218-MVPS-3W	71432	71433	71434
2 - CFQ26W, FT24 or 1-42W, CFTR32 120-277V ProLine® PS	GEC226-MVPS-3W	71443	71444	71445
2 - 42/36/32/28/26/24 watt Side Exit 120-277V ProLine® PS	GEC242-MVPS-3W	71439	71440	71441


## GE Proline® wiring options



Bottom exit with studs



Dual exit

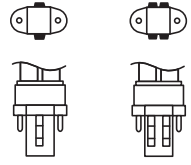



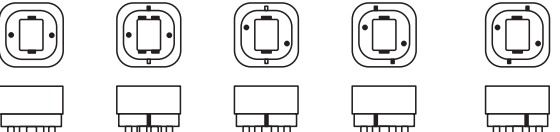



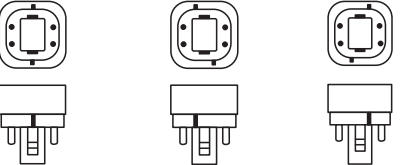



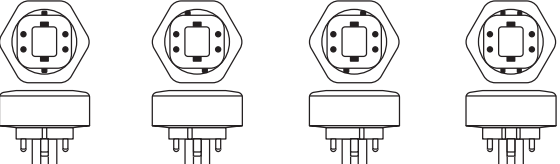



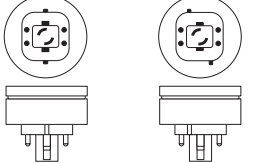





Dual exit bottom and sides








# It's Your Choice

GE Lighting has one of the most extensive ranges of plug-in compact fluorescent lamps available.

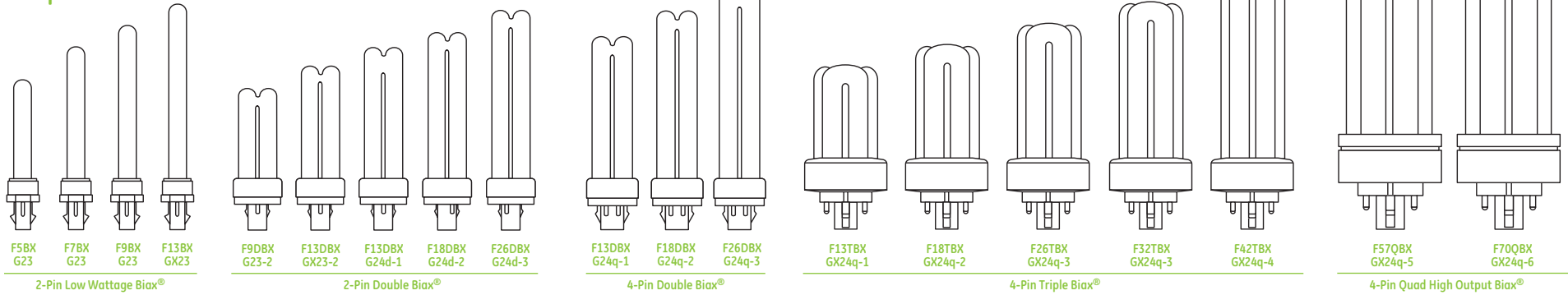
Description	Base	Top Down	Lamp Profile	Watts	Overall Length (in.)	Color Range
2-Pin Low Wattage Biax®	 G23    GX23			5	4.2	Available in 5 Colors 
				7	5.3	
				9	6.6	
				13	7.0	
2-Pin Double Biax®	 G23-2    GX23-2    G24d-1    G24d-2    G24d-3			9	5.5	Available in 4 Colors 
				13	4.7	
				18	6.1	
				26	6.7	
4-Pin Double Biax®	 G24q-1    G24q-2    G24q-3			13	5.0	Available in 4 Colors 
				18	5.8	
				26	6.4	
4-Pin Triple Biax®	 GX24q-1    GX24q-2    GX24q-3    GX24q-4			13	4.2	Available in 4 Colors 
				18	4.8	
				26	5.2	
				32	5.5	
				42	6.4	
4-Pin High Output Quad Biax®	 GX24q-5    GX24q-6			57	7.1	Available in 5 Colors 
				70	8.2	



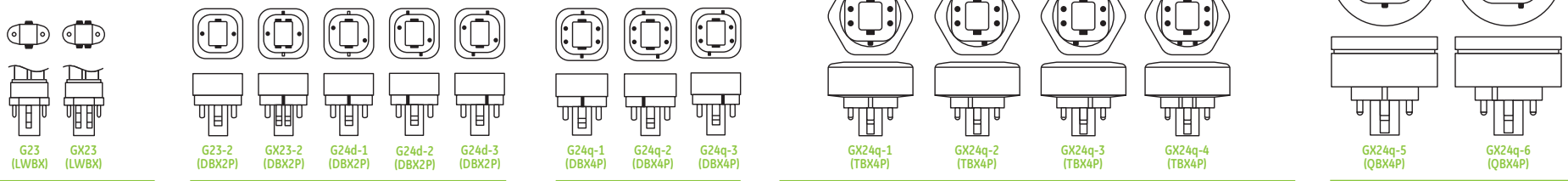
Complete Lamp and Base	Compatible GE Ballasts	Features
	<p>No GE Ballast Available</p>	<ul style="list-style-type: none"> <li>• Compact size offers fixture and design flexibility</li> <li>• Bases are preheat lamps with internal starters</li> <li>• 13-watt version also available with internal electronic starter, providing flicker-free instant on</li> <li>• TCLP Compliant</li> </ul>
	<p>No GE Ballast Available</p>	<ul style="list-style-type: none"> <li>• More compact than low-wattage Biax<sup>®</sup> CFLs with higher lumen output— suitable for a broad range of applications</li> <li>• Preheat lamps with starters; not suitable for use with dimming ballasts</li> <li>• 26-watt version also available with internal electronic starter, providing flicker-free instant on</li> <li>• TCLP Compliant</li> </ul>
	<p>GEC213-MVPS GEC218-MVPS GEC226-MVPS GEC242-MVPS</p>	<ul style="list-style-type: none"> <li>• More compact than low-wattage Biax<sup>®</sup> CFLs with higher lumen output—suitable for a broad range of applications</li> <li>• Dimmable and compatible with electronic ballasts</li> <li>• TCLP Compliant</li> </ul>
	<p>GEC213-MVPS GEC218-MVPS GEC226-MVPS GEC242-MVPS</p>	<ul style="list-style-type: none"> <li>• GE's shortest, most compact Biax<sup>®</sup> lamp. 17-31% shorter than similar wattage Double Biax<sup>®</sup> lamps.</li> <li>• Dimmable and compatible with electronic ballasts</li> <li>• TCLP Compliant</li> </ul>
	<p>No GE Ballast Available</p>	<ul style="list-style-type: none"> <li>• GE's highest light output compact fluorescent lamps</li> <li>• High efficiency 72-75 LPW</li> <li>• Dimmable</li> <li>• Suitable for high-bay lighting</li> <li>• TCLP Compliant</li> </ul>

# Plug-in CFL Product Selection Guide

## Lamps



## Bases



Base	Watts	Nominal Length (in)	Order Code	Description	Case Qty	Rated Life (hrs)	Initial Lumens	Mean Lumens	Color Temp K	CRI	EOL Protection Plug-Ins	Additional Information
<b>2-Pin Low Wattage Biax®</b>												
G23	5	4.2	97551	F5BX/827/ECO	100	10000	265	220	2700	82		
	5	4.2	97552	F5BX/827/CDECO	6	10000	265	220	2700	82		Carded
	5	4.2	97553	F5BX/841/ECO	100	10000	265	220	4100	82		
	7	5.3	97554	F7BX/827/ECO	100	10000	425	350	2700	82		
	7	5.3	97555	F7BX/827/CDECO	6	10000	425	350	2700	82		Carded
	7	5.3	97556	F7BX/835/ECO	100	10000	425	350	3500	82		
	7	5.3	97557	F7BX/841/ECO	100	10000	425	350	4100	82		
	9	6.6	97558	F9BX/827/ECO	100	10000	600	500	2700	82		
	9	6.6	97559	F9BX/827/CDECO	6	10000	600	500	2700	82		Carded
	9	6.6	97560	F9BX/835/ECO	100	10000	600	500	3500	82		
	9	6.6	97561	F9BX/841/ECO	100	10000	600	500	4100	82		
	GX23	13	7.0	97573	F13BX/827/ECO	100	10000	825	710	2700	82	
13		7.0	97567	F13BX/827/CDECO	6	10000	825	710	2700	82		Carded
13		7.0	97574	F13BX/830/ECO	100	10000	825	710	3000	82		
13		7.0	97569	F13BX/835/ECO	100	10000	825	710	3500	82		
13		7.0	97568	F13BX/835ECO100P	100	10000	825	710	3500	82		Bulk Pack
13		7.0	97571	F13BX/841/ECO	100	10000	825	710	4100	82		
13		7.0	97570	F13BX/841ECO100P	100	10000	825	710	4100	82		Bulk Pack
13		7.0	97572	F13BX/850/ECO	100	10000	784	675	5000	80		
13		7.0	97562	F13BX/E/827/ECO	100	10000	825	710	2700	82		Internal Electronic Starter
13		7.0	97563	F13BX/E/830/ECO	100	10000	825	710	3000	82		Internal Electronic Starter

Base	Watts	Nominal Length (in)	Order Code	Description	Case Qty	Rated Life (hrs)	Initial Lumens	Mean Lumens	Color Temp K	CRI	EOL Protection Plug-Ins	Additional Information
<b>2-Pin Low Wattage Biax® (continued)</b>												
GX23	13	7.0	97564	F13BX/E/835/ECO	100	10000	825	710	3500	82		Internal Electronic Starter
	13	7.0	97565	F13BX/E/841/ECO	100	10000	825	710	4100	82		Internal Electronic Starter
	13	7.0	97566	F13BX/E/850/ECO	100	10000	785	675	5000	82		Internal Electronic Starter

Base	Watts	Nominal Length (in)	Order Code	Description	Case Qty	Rated Life (hrs)	Rated Life @ 12 Hrs	Initial Lumens	Mean Lumens	Color Temp K	CRI	EOL Protection Plug-Ins	Additional Information
<b>2-Pin Double Biax®</b>													
G23-2	9	4.3	97576	F9DBX23/827/ECO	50	12000		550	470	2700	82		
	9	5.43	97575	F9DBX23/841/ECO	50	12000		550	470	4100	82		
GX23-2	13	4.7	97586	F13DBX23/827/ECO	50	12000		810	685	2700	82		
	13	4.7	97585	F13DBX/827/CD	6	12000		810	685	2700	82		Carded
	13	4.7	97587	F13DBX23/830/ECO	50	12000		810	685	3000	82		
	13	4.7	97588	F13DBX23/835/ECO	50	12000		810	685	3500	82		
	13	4.7	97589	F13DBX23/841/ECO	50	12000		810	685	4100	82		
G24d-1	13	5.3	97590	F13DBX/827/ECO	50	12000		900	755	2700	82		
	13	5.3	97591	F13DBX/830/ECO	50	12000		900	755	3000	82		
	13	5.3	97592	F13DBX/835/ECO	50	12000		900	755	3500	82		
G24d-2	13	5.3	97593	F13DBX/841/ECO	50	12000		900	755	4100	82		
	18	6.1	97577	F18DBX/827/ECO	50	12000		1250	980	2700	82		
	18	6.1	97578	F18DBX/830/ECO	50	12000		1250	980	3000	82		
	18	6.1	97579	F18DBX/835/ECO	50	12000		1250	980	3500	82		
G24d-3	18	6.1	97580	F18DBX/841/ECO	50	12000		1250	980	4100	82		
	26	6.7	97606	F26DBX/827/ECO	50	12000		1710	1460	2700	82		
	26	6.7	97607	F26DBX/830/ECO	50	12000		1710	1460	3000	82		
	26	6.7	97608	F26DBX/835/ECO	50	12000		1710	1460	3500	82		
	26	6.7	97609	F26DBX/841/ECO	50	12000		1710	1460	4100	82		
	26	6.7	97602	F26DBX/E/827/ECO	50	10000		1710	1460	2700	82		Internal Electronic Starter
	26	6.7	97603	F26DBX/E/830/ECO	50	10000		1710	1460	3000	82		Internal Electronic Starter
G24d-3	26	6.7	97604	F26DBX/E/835/ECO	50	10000		1710	1460	3500	82		Internal Electronic Starter
	26	6.7	97605	F26DBX/E/841/ECO	50	10000		1710	1460	4100	82		Internal Electronic Starter

Base	Watts	Nominal Length (in)	Order Code	Description	Case Qty	Rated Life (hrs)	Rated Life @ 12 Hrs	Initial Lumens	Mean Lumens	Color Temp K	CRI	EOL Protection Plug-Ins	Additional Information
<b>4-Pin Double Biax®</b>													
G24q-1	13	5.0	97594	F13DBX/827/ECO4P	50	17000	20000	900	755	2700	82	▲	
	13	5.0	97595	F13DBX/830/ECO4P	50	17000	20000	900	755	3000	82	▲	
	13	5.0	97596	F13DBX/835/ECO4P	50	17000	20000	900	755	3500	82	▲	
	13	5.0	97597	F13DBX/841/ECO4P	50	17000	20000	900	755	4100	82	▲	
G24q-2	18	5.8	97598	F18DBX/827/ECO4P	50	17000	20000	1250	970	2700	82	▲	
	18	5.8	97599	F18DBX/830/ECO4P	50	17000	20000	1250	970	3000	82	▲	
	18	5.8	97600	F18DBX/835/ECO4P	50	17000	20000	1250	970	3500	82	▲	
	18	5.8	97601	F18DBX/841/ECO4P	50	17000	20000	1250	970	4100	82	▲	
G24q-3	26	6.4	97610	F26DBX/827/ECO4P	50	17000	20000	1800	1530	2700	82	▲	
	26	6.4	97611	F26DBX/830/ECO4P	50	17000	20000	1800	1530	3000	82	▲	
	26	6.4	97612	F26DBX/835/ECO4P	50	17000	20000	1800	1530	3500	82	▲	
	26	6.4	97613	F26DBX/841/ECO4P	50	17000	20000	1800	1530	4100	82	▲	

Base	Watts	Nominal Length (in)	Order Code	Description	Case Qty	Rated Life (hrs)	Rated Life @ 12 Hrs	Initial Lumens	Mean Lumens	Color Temp K	CRI	EOL Protection Plug-Ins	Additional Information
<b>4-Pin Triple Biax®</b>													
GX24q-1	13	4.2	97623	F13TBX827/4P/ECO	10	17000	20000	900	755	2700	82	▲	Non-Amalgam
	13	4.2	97619	F13TBX/827/A/ECO	10	17000	20000	900	755	2700	82	▲	
	13	4.2	97620	F13TBX/830/A/ECO	10	17000	20000	900	755	3000	82	▲	
	13	4.2	97621	F13TBX/835/A/ECO	10	17000	20000	900	755	3500	82	▲	
	13	4.2	97622	F13TBX/841/A/ECO	10	17000	20000	900	755	4100	82	▲	
GX24q-2	18	4.8	97628	F18TBX827/4P/ECO	10	17000	20000	1200	1010	2700	82	▲	Non-Amalgam
	18	4.8	97624	F18TBX/827/A/ECO	10	17000	20000	1200	1010	2700	82	▲	
	18	4.8	97625	F18TBX/830/A/ECO	10	17000	20000	1200	1010	3000	82	▲	
	18	4.8	97626	F18TBX/835/A/ECO	10	17000	20000	1200	1010	3500	82	▲	
18	4.8	97627	F18TBX/841/A/ECO	10	17000	20000	1200	1020	4100	82	▲		



Base	Watts	Nominal Length (in)	Order Code	Description	Case Qty	Rated Life (hrs)	Rated Life @ 12 Hrs	Initial Lumens	Mean Lumens	Color Temp K	CRI	EOL Protection Plug-Ins	Additional Information
<b>4-Pin Triple Biax® (continued)</b>													
GX24q-3	26	5.2	97618	F26TBX827/4P/ECO	10	17000	20000	1800	1530	2700	82	▲	Non-Amalgam
	26	5.2	97614	F26TBX/827/A/ECO	10	17000	20000	1800	1530	2700	82	▲	
	26	5.2	97615	F26TBX/830/A/ECO	10	17000	20000	1800	1530	3000	82	▲	
	26	5.2	97616	F26TBX/835/A/ECO	10	17000	20000	1800	1530	3500	82	▲	
	26	5.2	97617	F26TBX/841/A/ECO	10	17000	20000	1800	1530	4100	82	▲	
GX24q-3	32	5.5	97629	F32TBX/827/A/ECO	10	17000	20000	2400	2040	2700	82	▲	
	32	5.5	97630	F32TBX/830/A/ECO	10	17000	20000	2400	2040	3000	82	▲	
	32	5.5	97631	F32TBX/835/A/ECO	10	17000	20000	2400	2040	3500	82	▲	
	32	5.5	97632	F32TBX/841/A/ECO	10	17000	20000	2400	2040	4100	82	▲	
GX24-q4	42	6.4	97633	F42TBX/827/A/ECO	10	17000	20000	3200	2690	2700	82	▲	
	42	6.4	97634	F42TBX/830/A/ECO	10	17000	20000	3200	2690	3000	82	▲	
	42	6.4	97635	F42TBX/835/A/ECO	10	17000	20000	3200	2690	3500	82	▲	
	42	6.4	97636	F42TBX/841/A/ECO	10	17000	20000	3200	2690	4100	82	▲	
<b>4-Pin High Output Biax®</b>													
GX24-q5	57	7.1	48861	F57QBX827A4P/EOL	10	17000		4300	3700	2700	82	▲	
	57	7.1	48862	F57QBX830A4P/EOL	10	17000		4300	3700	3000	82	▲	
	57	7.1	48863	F57QBX835A4P/EOL	10	17000		4300	3700	3500	82	▲	
	57	7.1	48864	F57QBX/841/A/ECO	10	17000		4300	3700	4100	82	▲	
	57	5.2	93404	F57QBX850A4P/EOL	10	17000		4300	3700	5000	82	▲	
GX24-q6	70	8.2	48865	F70QBX827A4P/EOL	10	17000		5200	4470	2700	82	▲	
	70	8.2	48866	F70QBX830A4P/EOL	10	17000		5200	4470	3000	82	▲	
	70	8.2	48867	F70QBX835A4P/EOL	10	17000		5200	4470	3500	82	▲	
	70	8.2	48868	F70QBX/841/A/ECO	10	17000		5200	4470	4100	82	▲	
	70	8.2	93406	F70QBX850A4P/EOL	10	17000		5200	4470	5000	82	▲	

Go to [gelighting.com](http://gelighting.com) for added information and Caution Notices.

## GE Plug-In Compact Fluorescent Ballasts Cross Reference Guide

GE Description	GE Product Code	Advance P/N	Universal P/N	OSI P/N	Robertson P/N
<b>CFL Electronic Ballasts</b>					
GEC213-MVPS-BES	71428	ICF-2S13-BS	C213UNVBS	QTP1/2X13CF/UNVBS	PSM213CQMVB
GEC213-MVPS-SE	71429	ICF-2S13-LD	C213UNVBES	QTP1/2X13CF/UNVTS	PSM213CQMV
GEC213-MVPS-3W	71430	ICF-2S13-H1-LD-K	C213UNVME00K	QTP 1/2x13CF/UNV	
GEC218-MVPS-BES	71432	ICF-2S18-BS	C218UNVBS	QTP1/2X18CF/UNVBS	PSM218CQMVB
GEC218-MVPS-SE	71433	ICF-2S18-LD	C218UNVBES	QTP1/2X18CF/UNVTS	PSM218CQMV
GEC218-MVPS-3W	71434	ICF-2S18-H1-LD-K	C218UNVME000K	QTP 1/2x18CF/UNV	
GEC226-MVPS-BES	71443	ICF-2S26-BS	C2642UNVBES-IP	QTP2X26CF/UNVBS	PSG242TRMVBS
GEC226-MVPS-SE	71444	ICF-2S26-LD	C2642UNVSE-IP	QTP2X26CF/UNVTS	PSG242TRMV
GEC226-MVPS-3W	71445	ICF-2S26-H1-LD-K		QTP 1/2x26CF/UNV	
GEC242-MVPS-BES	71439	ICF-2T42-M2-BS	C2642UNVBE	QTP2X26/32/42CF/UNVPM	PSG242TRMVBS
GEC242-MVPS-SE	71440	ICT-2T42-M2-LS	C2642UNVSE	QTP2X26/32/42CF/UNVTM	PSG242TRMV
GEC242-MVPS-3W	71441	ICF-2S42-M2-LD-K			

## GE Lamps & Ballasts Systems Limited Warranty

GE Lamps operating on GE Ballasts	Lamp Warranty <sup>1</sup>		Electronic Ballast Warranty <sup>2,3</sup>
Compact Fluorescent Lamps	When Operated on GE Programmed Rapid-Start Ballasts	When Operated on GE Instant-Start Ballasts	
Double Biax®: 13-, 18-, 26-watt 4-pin base	1 year	-	5 years
Triple Biax®: 13-, 18-, 26-, 32-, 42-watt	1 year	-	5 years

- After date of purchase or hours of operation, whichever comes first
- Time period from date of manufacture
- Contingent upon maximum rated case temperature; 36 or 60 months as specified on [www.gelighting.com](http://www.gelighting.com).

[www.gelighting.com](http://www.gelighting.com)



imagination at work

Information provided is subject to change without notice. Please verify all details with GE. All values are design or typical values when measured under laboratory conditions, and GE makes no warranty or guarantee, express or implied, that such performance will be obtained under end-use conditions.

©2010 General Electric Company  
Printed in the USA  
PC63068

GE  
Lighting

# GE Plug-In Compact Fluorescents—

Versatile options for  
low-energy, high-quality,  
lighting applications



imagination at work

# Plug-In Compact Fluorescents: The Smart Choice

By virtually any measure, Plug-In Compact Fluorescent Lamps from GE Lighting are the perfect solution for low-energy applications where space is at a premium and quality is a given.

## Uncompromising Quality. Unprecedented Flexibility

Contractors and lighting designers working in virtually every setting— from retail and hospital-ity to health care and industrial— are making the transition to economical, versatile plug-in CFLs from GE Lighting.

With GE Plug-in CFLs, you gain all the cost and energy savings of traditional fluorescents, plus the ability to use them in installations where incandescents had been the rule. They are even available in dimmable models.

## GE Plug-In CFL Benefits

- Higher energy efficiency means lower energy bills and less pollution.
- Remarkable life of up to 20,000 hours reduces maintenance and replacement costs.
- Amalgam technology provides stable lumen performance in any position and over a wide range of ambient temperatures.
- Available in a variety of color temperatures, wattages, shapes, and sizes, CFLs can be used in virtually any application.









# The Next Step in Plug-In CFLs

At GE Lighting, we're always striving to improve on our best efforts. And that's exactly how we've approached our plug-in CFLs. The current generation of CFLs produces better lumen maintenance over a wider ambient temperature range and more stable lumen output in all burn positions— all thanks to amalgam technology. Shorter warm-up times make our plug-in CFLs a more attractive option for the hospitality and property management industries.

We've also improved lamp life. We increased the rated life of our 2-pin double Biax<sup>®</sup> lamp by 20% and boosted the life across our 4-pin range by 40% to 17,000 hours at a 3-hour startup. And we've achieved these milestones without raising our price, making a great value even better.



## GE CFL product improvements

**2-pin double Biax<sup>®</sup> 12,000 hours @ 3 hour startup**

**4-pin 17,000 hours @ 3 hour startup**

We've increased the rated life of our 2-pin double Biax<sup>®</sup> lamp to 12,000 hours— a 20% improvement!







# Plug-In CFLs: Compact Fluorescents That Mean Business


Plug-in CFLs take the savings and flexibility of CFLs a step further. Depending on the ballast, a plug-in CFL can produce high energy efficiency or extended life. Either way you save.

Plug-in CFLs can save users money in another way: it is the lamp of choice for utility rebate programs. Utilities like it because users cannot substitute incandescent lamps for plug-in CFLs, thanks to their unique plug configurations.

At the same time, plug-in CFLs preserve your options. With quick start and dimmable ballasts as well as a range of color temperatures, wattages, shapes and sizes, plug-in CFLs are a great energy-saving choice for most applications.

## GE Plug-in CFLs Offer

- The flexibility to create precise lighting solutions for specific applications.
- Greater energy savings, longer life, and lower maintenance costs.
- The opportunity to participate in utility rebate programs.







Downlighting has never been so effective. GE's amalgam technology provides stable lumen performance in any position.

# A Better Fit for Your Application

When it comes to new installations that call for compact fixtures or downlights, GE Plug-In CFLs dramatically expand your options.

- Choose from single, double, triple, or quad Biax® models to produce the precise amount of light you need.
- Fine-tune the lighting to your application by choosing the lamp with the right color temperature.
- Use GE Plug-In CFLs in enclosed luminaires and outdoor applications without significant light loss, thanks to amalgam technology that guarantees the same light output in any burning position.

GE Plug-In CFLs are also the perfect choice for relamping existing applications. Not only will you find plug-ins that are virtually equivalent to your old lamps, but in many cases you can choose CFLs that will outperform them.



GE Plug-in CFL Corridor and Down Lighting solutions are compact and versatile.

## GE Plug-Ins: Designed for Versatility

- Down lighting
- Corridor lighting
- Office buildings
- Hotels/Motels
- Restaurants
- Retail
- Healthcare



# GE Proline® Electronic Ballasts for CFLs

GE compact fluorescent (CFL) systems provide energy saving alternatives to halogen, incandescent or HID light sources. GE Multivolt ProLine® CFL programmed start ballasts combine universal voltage (108-305V) technology with multi-lamp capability, dual entry color-coded connectors and ultra system reliability to create an industry leading CFL solution for commercial and residential applications.



## GE Compact Fluorescent Ballasts

- Multi-voltage technology means single ballast handles from 108V to 305V
- Programmed start for extended lamp life
- 2 or 1 lamp operation with multiple lamp compatibility
- End of lamp life protection
- Cool operation for extended ballast life
- Low profile, durable white metal housing
- Auto reset for lamp replacement without turning off power
- <10% THD exceeds recommended utility and ANSI guidelines
- Color-coded connectors for simplified wiring
- SE dual entry connectors are accessible from bottom or side
- 3-way ballast kit offers multiple configurations

## GE Proline® Electronic Ballasts for CFLs

Application	Ballast Description	Product Code		
		Wire Exit Options		Mounting
		Bottom Exit with Studs	Dual Exit/Bottom and sides	3-Way Mounting
2 or 1 - CFQ13W/G24q Bottom Exit 120-277V ProLine® PS	GEC213-MVPS-3W	71428	71429	71430
2 or 1 - CFQ18W/G24q Bottom Exit 120-277V ProLine® PS	GEC218-MVPS-3W	71432	71433	71434
2 - CFQ26W, FT24 or 1-42W, CFTR32 120-277V ProLine® PS	GEC226-MVPS-3W	71443	71444	71445
2 - 42/36/32/28/26/24 watt Side Exit 120-277V ProLine® PS	GEC242-MVPS-3W	71439	71440	71441


## GE Proline® wiring options



Bottom exit with studs



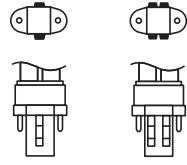



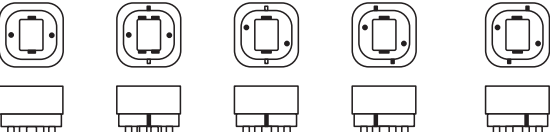



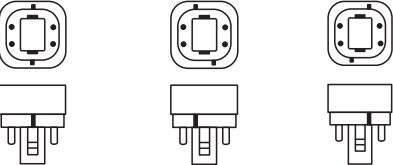



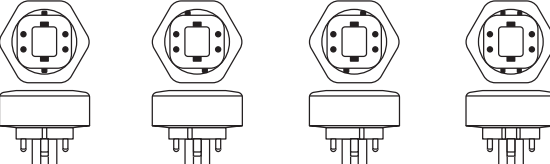



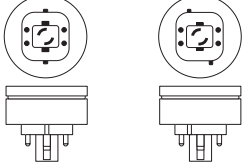



Dual exit








Dual exit bottom and sides

# It's Your Choice

GE Lighting has one of the most extensive ranges of plug-in compact fluorescent lamps available.

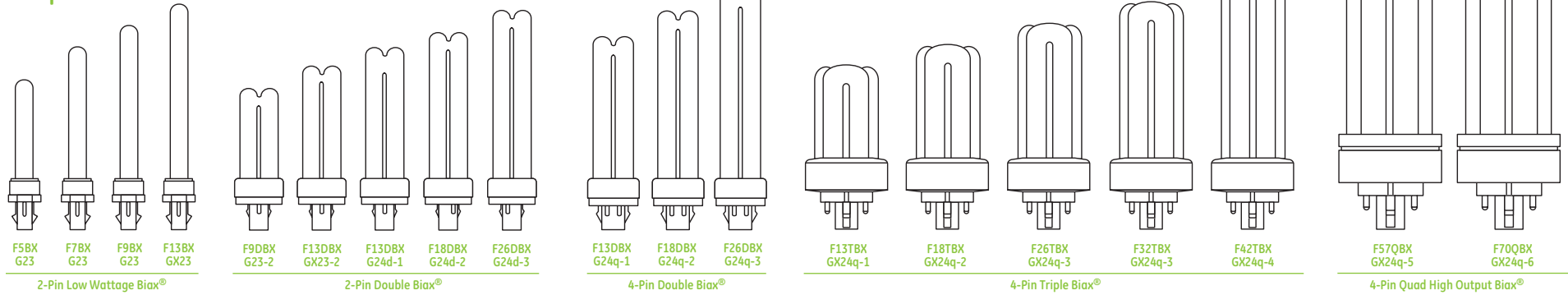
Description	Base	Top Down	Lamp Profile	Watts	Overall Length (in.)	Color Range
2-Pin Low Wattage Biax®	 G23      GX23			5	4.2	Available in 5 Colors 
				7	5.3	
				9	6.6	
				13	7.0	
2-Pin Double Biax®	 G23-2   GX23-2   G24d-1   G24d-2   G24d-3			9	5.5	Available in 4 Colors 
				13	4.7	
				18	6.1	
				26	6.7	
4-Pin Double Biax®	 G24q-1      G24q-2      G24q-3			13	5.0	Available in 4 Colors 
				18	5.8	
				26	6.4	
4-Pin Triple Biax®	 GX24q-1   GX24q-2   GX24q-3   GX24q-4			13	4.2	Available in 4 Colors 
				18	4.8	
				26	5.2	
				32	5.5	
				42	6.4	
4-Pin High Output Quad Biax®	 GX24q-5      GX24q-6			57	7.1	Available in 5 Colors 
				70	8.2	



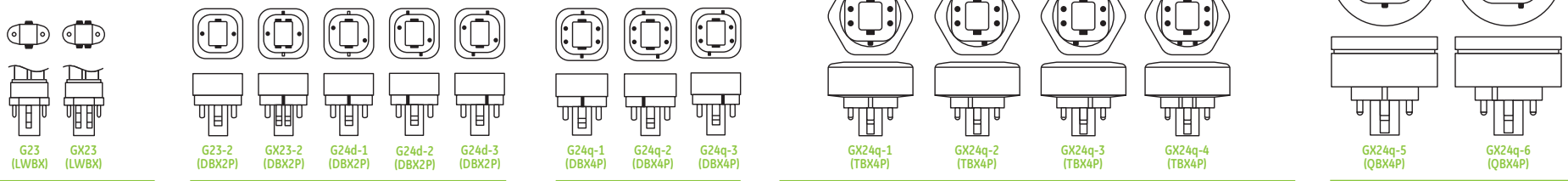
Complete Lamp and Base	Compatible GE Ballasts	Features
	<p>No GE Ballast Available</p>	<ul style="list-style-type: none"> <li>• Compact size offers fixture and design flexibility</li> <li>• Bases are preheat lamps with internal starters</li> <li>• 13-watt version also available with internal electronic starter, providing flicker-free instant on</li> <li>• TCLP Compliant</li> </ul>
	<p>No GE Ballast Available</p>	<ul style="list-style-type: none"> <li>• More compact than low-wattage Biax<sup>®</sup> CFLs with higher lumen output— suitable for a broad range of applications</li> <li>• Preheat lamps with starters; not suitable for use with dimming ballasts</li> <li>• 26-watt version also available with internal electronic starter, providing flicker-free instant on</li> <li>• TCLP Compliant</li> </ul>
	<p>GEC213-MVPS GEC218-MVPS GEC226-MVPS GEC242-MVPS</p>	<ul style="list-style-type: none"> <li>• More compact than low-wattage Biax<sup>®</sup> CFLs with higher lumen output—suitable for a broad range of applications</li> <li>• Dimmable and compatible with electronic ballasts</li> <li>• TCLP Compliant</li> </ul>
	<p>GEC213-MVPS GEC218-MVPS GEC226-MVPS GEC242-MVPS</p>	<ul style="list-style-type: none"> <li>• GE's shortest, most compact Biax<sup>®</sup> lamp. 17-31% shorter than similar wattage Double Biax<sup>®</sup> lamps.</li> <li>• Dimmable and compatible with electronic ballasts</li> <li>• TCLP Compliant</li> </ul>
	<p>No GE Ballast Available</p>	<ul style="list-style-type: none"> <li>• GE's highest light output compact fluorescent lamps</li> <li>• High efficiency 72-75 LPW</li> <li>• Dimmable</li> <li>• Suitable for high-bay lighting</li> <li>• TCLP Compliant</li> </ul>

# Plug-in CFL Product Selection Guide

## Lamps



## Bases



Base	Watts	Nominal Length (in)	Order Code	Description	Case Qty	Rated Life (hrs)	Initial Lumens	Mean Lumens	Color Temp K	CRI	EOL Protection Plug-Ins	Additional Information
<b>2-Pin Low Wattage Biax®</b>												
G23	5	4.2	97551	F5BX/827/ECO	100	10000	265	220	2700	82		
	5	4.2	97552	F5BX/827/CDECO	6	10000	265	220	2700	82		Carded
	5	4.2	97553	F5BX/841/ECO	100	10000	265	220	4100	82		
	7	5.3	97554	F7BX/827/ECO	100	10000	425	350	2700	82		
	7	5.3	97555	F7BX/827/CDECO	6	10000	425	350	2700	82		Carded
	7	5.3	97556	F7BX/835/ECO	100	10000	425	350	3500	82		
	7	5.3	97557	F7BX/841/ECO	100	10000	425	350	4100	82		
	9	6.6	97558	F9BX/827/ECO	100	10000	600	500	2700	82		
	9	6.6	97559	F9BX/827/CDECO	6	10000	600	500	2700	82		Carded
	9	6.6	97560	F9BX/835/ECO	100	10000	600	500	3500	82		
GX23	9	6.6	97561	F9BX/841/ECO	100	10000	600	500	4100	82		
	13	7.0	97573	F13BX/827/ECO	100	10000	825	710	2700	82		
	13	7.0	97567	F13BX/827/CDECO	6	10000	825	710	2700	82		Carded
	13	7.0	97574	F13BX/830/ECO	100	10000	825	710	3000	82		
	13	7.0	97569	F13BX/835/ECO	100	10000	825	710	3500	82		
	13	7.0	97568	F13BX/835ECO100P	100	10000	825	710	3500	82		Bulk Pack
	13	7.0	97571	F13BX/841/ECO	100	10000	825	710	4100	82		
	13	7.0	97570	F13BX/841ECO100P	100	10000	825	710	4100	82		Bulk Pack
	13	7.0	97572	F13BX/850/ECO	100	10000	784	675	5000	80		
	13	7.0	97562	F13BX/E/827/ECO	100	10000	825	710	2700	82		Internal Electronic Starter
13	7.0	97563	F13BX/E/830/ECO	100	10000	825	710	3000	82		Internal Electronic Starter	

Base	Watts	Nominal Length (in)	Order Code	Description	Case Qty	Rated Life (hrs)	Initial Lumens	Mean Lumens	Color Temp K	CRI	EOL Protection Plug-Ins	Additional Information
<b>2-Pin Low Wattage Biax® (continued)</b>												
GX23	13	7.0	97564	F13BX/E/835/ECO	100	10000	825	710	3500	82		Internal Electronic Starter
	13	7.0	97565	F13BX/E/841/ECO	100	10000	825	710	4100	82		Internal Electronic Starter
	13	7.0	97566	F13BX/E/850/ECO	100	10000	785	675	5000	82		Internal Electronic Starter

Base	Watts	Nominal Length (in)	Order Code	Description	Case Qty	Rated Life (hrs)	Rated Life @ 12 Hrs	Initial Lumens	Mean Lumens	Color Temp K	CRI	EOL Protection Plug-Ins	Additional Information
<b>2-Pin Double Biax®</b>													
G23-2	9	4.3	97576	F9DBX23/827/ECO	50	12000		550	470	2700	82		
	9	5.43	97575	F9DBX23/841/ECO	50	12000		550	470	4100	82		
GX23-2	13	4.7	97586	F13DBX23/827/ECO	50	12000		810	685	2700	82		
	13	4.7	97585	F13DBX/827/CD	6	12000		810	685	2700	82		Carded
	13	4.7	97587	F13DBX23/830/ECO	50	12000		810	685	3000	82		
	13	4.7	97588	F13DBX23/835/ECO	50	12000		810	685	3500	82		
	13	4.7	97589	F13DBX23/841/ECO	50	12000		810	685	4100	82		
G24d-1	13	5.3	97590	F13DBX/827/ECO	50	12000		900	755	2700	82		
	13	5.3	97591	F13DBX/830/ECO	50	12000		900	755	3000	82		
	13	5.3	97592	F13DBX/835/ECO	50	12000		900	755	3500	82		
G24d-2	13	5.3	97593	F13DBX/841/ECO	50	12000		900	755	4100	82		
	18	6.1	97577	F18DBX/827/ECO	50	12000		1250	980	2700	82		
	18	6.1	97578	F18DBX/830/ECO	50	12000		1250	980	3000	82		
	18	6.1	97579	F18DBX/835/ECO	50	12000		1250	980	3500	82		
G24d-3	18	6.1	97580	F18DBX/841/ECO	50	12000		1250	980	4100	82		
	26	6.7	97606	F26DBX/827/ECO	50	12000		1710	1460	2700	82		
	26	6.7	97607	F26DBX/830/ECO	50	12000		1710	1460	3000	82		
	26	6.7	97608	F26DBX/835/ECO	50	12000		1710	1460	3500	82		
	26	6.7	97609	F26DBX/841/ECO	50	12000		1710	1460	4100	82		
	26	6.7	97602	F26DBX/E/827/ECO	50	10000		1710	1460	2700	82		Internal Electronic Starter
	26	6.7	97603	F26DBX/E/830/ECO	50	10000		1710	1460	3000	82		Internal Electronic Starter
	26	6.7	97604	F26DBX/E/835/ECO	50	10000		1710	1460	3500	82		Internal Electronic Starter
26	6.7	97605	F26DBX/E/841/ECO	50	10000		1710	1460	4100	82		Internal Electronic Starter	

<b>4-Pin Double Biax®</b>													
G24q-1	13	5.0	97594	F13DBX/827/ECO4P	50	17000	20000	900	755	2700	82	▲	
	13	5.0	97595	F13DBX/830/ECO4P	50	17000	20000	900	755	3000	82	▲	
	13	5.0	97596	F13DBX/835/ECO4P	50	17000	20000	900	755	3500	82	▲	
	13	5.0	97597	F13DBX/841/ECO4P	50	17000	20000	900	755	4100	82	▲	
G24q-2	18	5.8	97598	F18DBX/827/ECO4P	50	17000	20000	1250	970	2700	82	▲	
	18	5.8	97599	F18DBX/830/ECO4P	50	17000	20000	1250	970	3000	82	▲	
	18	5.8	97600	F18DBX/835/ECO4P	50	17000	20000	1250	970	3500	82	▲	
	18	5.8	97601	F18DBX/841/ECO4P	50	17000	20000	1250	970	4100	82	▲	
G24q-3	26	6.4	97610	F26DBX/827/ECO4P	50	17000	20000	1800	1530	2700	82	▲	
	26	6.4	97611	F26DBX/830/ECO4P	50	17000	20000	1800	1530	3000	82	▲	
	26	6.4	97612	F26DBX/835/ECO4P	50	17000	20000	1800	1530	3500	82	▲	
	26	6.4	97613	F26DBX/841/ECO4P	50	17000	20000	1800	1530	4100	82	▲	

<b>4-Pin Triple Biax®</b>													
GX24q-1	13	4.2	97623	F13TBX827/4P/ECO	10	17000	20000	900	755	2700	82	▲	Non-Amalgam
	13	4.2	97619	F13TBX/827/A/ECO	10	17000	20000	900	755	2700	82	▲	
	13	4.2	97620	F13TBX/830/A/ECO	10	17000	20000	900	755	3000	82	▲	
	13	4.2	97621	F13TBX/835/A/ECO	10	17000	20000	900	755	3500	82	▲	
	13	4.2	97622	F13TBX/841/A/ECO	10	17000	20000	900	755	4100	82	▲	
GX24q-2	18	4.8	97628	F18TBX827/4P/ECO	10	17000	20000	1200	1010	2700	82	▲	Non-Amalgam
	18	4.8	97624	F18TBX/827/A/ECO	10	17000	20000	1200	1010	2700	82	▲	
	18	4.8	97625	F18TBX/830/A/ECO	10	17000	20000	1200	1010	3000	82	▲	
	18	4.8	97626	F18TBX/835/A/ECO	10	17000	20000	1200	1010	3500	82	▲	
	18	4.8	97627	F18TBX/841/A/ECO	10	17000	20000	1200	1020	4100	82	▲	



Base	Watts	Nominal Length (in)	Order Code	Description	Case Qty	Rated Life (hrs)	Rated Life @ 12 Hrs	Initial Lumens	Mean Lumens	Color Temp K	CRI	EOL Protection Plug-Ins	Additional Information
<b>4-Pin Triple Biax® (continued)</b>													
GX24q-3	26	5.2	97618	F26TBX827/4P/ECO	10	17000	20000	1800	1530	2700	82	▲	Non-Amalgam
	26	5.2	97614	F26TBX/827/A/ECO	10	17000	20000	1800	1530	2700	82	▲	
	26	5.2	97615	F26TBX/830/A/ECO	10	17000	20000	1800	1530	3000	82	▲	
	26	5.2	97616	F26TBX/835/A/ECO	10	17000	20000	1800	1530	3500	82	▲	
	26	5.2	97617	F26TBX/841/A/ECO	10	17000	20000	1800	1530	4100	82	▲	
GX24q-3	32	5.5	97629	F32TBX/827/A/ECO	10	17000	20000	2400	2040	2700	82	▲	
	32	5.5	97630	F32TBX/830/A/ECO	10	17000	20000	2400	2040	3000	82	▲	
	32	5.5	97631	F32TBX/835/A/ECO	10	17000	20000	2400	2040	3500	82	▲	
	32	5.5	97632	F32TBX/841/A/ECO	10	17000	20000	2400	2040	4100	82	▲	
GX24-q4	42	6.4	97633	F42TBX/827/A/ECO	10	17000	20000	3200	2690	2700	82	▲	
	42	6.4	97634	F42TBX/830/A/ECO	10	17000	20000	3200	2690	3000	82	▲	
	42	6.4	97635	F42TBX/835/A/ECO	10	17000	20000	3200	2690	3500	82	▲	
	42	6.4	97636	F42TBX/841/A/ECO	10	17000	20000	3200	2690	4100	82	▲	
<b>4-Pin High Output Biax®</b>													
GX24-q5	57	7.1	48861	F57QBX827A4P/EOL	10	17000		4300	3700	2700	82	▲	
	57	7.1	48862	F57QBX830A4P/EOL	10	17000		4300	3700	3000	82	▲	
	57	7.1	48863	F57QBX835A4P/EOL	10	17000		4300	3700	3500	82	▲	
	57	7.1	48864	F57QBX/841/A/ECO	10	17000		4300	3700	4100	82	▲	
	57	5.2	93404	F57QBX850A4P/EOL	10	17000		4300	3700	5000	82	▲	
GX24-q6	70	8.2	48865	F70QBX827A4P/EOL	10	17000		5200	4470	2700	82	▲	
	70	8.2	48866	F70QBX830A4P/EOL	10	17000		5200	4470	3000	82	▲	
	70	8.2	48867	F70QBX835A4P/EOL	10	17000		5200	4470	3500	82	▲	
	70	8.2	48868	F70QBX/841/A/ECO	10	17000		5200	4470	4100	82	▲	
	70	8.2	93406	F70QBX850A4P/EOL	10	17000		5200	4470	5000	82	▲	

Go to [gelighting.com](http://gelighting.com) for added information and Caution Notices.

## GE Plug-In Compact Fluorescent Ballasts Cross Reference Guide

GE Description	GE Product Code	Advance P/N	Universal P/N	OSI P/N	Robertson P/N
<b>CFL Electronic Ballasts</b>					
GEC213-MVPS-BES	71428	ICF-2S13-BS	C213UNVBS	QTP1/2X13CF/UNVBS	PSM213CQMVB
GEC213-MVPS-SE	71429	ICF-2S13-LD	C213UNVBES	QTP1/2X13CF/UNVTS	PSM213CQMV
GEC213-MVPS-3W	71430	ICF-2S13-H1-LD-K	C213UNVME00K	QTP 1/2x13CF/UNV	
GEC218-MVPS-BES	71432	ICF-2S18-BS	C218UNVBS	QTP1/2X18CF/UNVBS	PSM218CQMVB
GEC218-MVPS-SE	71433	ICF-2S18-LD	C218UNVBES	QTP1/2X18CF/UNVTS	PSM218CQMV
GEC218-MVPS-3W	71434	ICF-2S18-H1-LD-K	C218UNVME000K	QTP 1/2x18CF/UNV	
GEC226-MVPS-BES	71443	ICF-2S26-BS	C2642UNVBES-IP	QTP2X26CF/UNVBS	PSG242TRMVBS
GEC226-MVPS-SE	71444	ICF-2S26-LD	C2642UNVSE-IP	QTP2X26CF/UNVTS	PSG242TRMV
GEC226-MVPS-3W	71445	ICF-2S26-H1-LD-K		QTP 1/2x26CF/UNV	
GEC242-MVPS-BES	71439	ICF-2T42-M2-BS	C2642UNVBE	QTP2X26/32/42CF/UNVPM	PSG242TRMVBS
GEC242-MVPS-SE	71440	ICT-2T42-M2-LS	C2642UNVSE	QTP2X26/32/42CF/UNVTM	PSG242TRMV
GEC242-MVPS-3W	71441	ICF-2S42-M2-LD-K			

## GE Lamps & Ballasts Systems Limited Warranty

GE Lamps operating on GE Ballasts	Lamp Warranty <sup>1</sup>		Electronic Ballast Warranty <sup>2,3</sup>
Compact Fluorescent Lamps	When Operated on GE Programmed Rapid-Start Ballasts	When Operated on GE Instant-Start Ballasts	
Double Biax®: 13-, 18-, 26-watt 4-pin base	1 year	-	5 years
Triple Biax®: 13-, 18-, 26-, 32-, 42-watt	1 year	-	5 years

- After date of purchase or hours of operation, whichever comes first
- Time period from date of manufacture
- Contingent upon maximum rated case temperature; 36 or 60 months as specified on [www.gelighting.com](http://www.gelighting.com).

[www.gelighting.com](http://www.gelighting.com)



Information provided is subject to change without notice. Please verify all details with GE. All values are design or typical values when measured under laboratory conditions, and GE makes no warranty or guarantee, express or implied, that such performance will be obtained under end-use conditions.

©2010 General Electric Company  
Printed in the USA  
PC63068