

# Sealing Fittings

## Explosionproof; Dust-Ignitionproof

UNILETS® for Use with Threaded Rigid Metal Conduit and IMC.

### Applications

- Prevent passage of gases, vapors or flames from one portion of conduit system to another. Restrict any explosion to the sealed off enclosure. Prevent pressure piling within conduit system.
- Required in Class I, Division 1 and 2 locations within 18" of enclosures containing apparatus that may cause arcs, sparks or high temperatures.
- Required in Class I, Division 1 and 2 locations where 2" or larger conduit enters enclosure, fitting housing terminals, splices or taps.
- Required in Class I, Division 1 and 2 locations at the boundary where conduit leaves classified location.
- Required in Class I, Division 1 and 2 locations where two or more enclosures are connected by 36" or less conduit. Seal must be located within 18" of either enclosure.
- Required where cables (which exceed rate of gas or vapor transmission permitted for seals) are used in Class I, Division 2 locations.

### Features

- Explosionproof, dust-ignitionproof, raintight.
- Smooth, rounded integral bushing in each hub protects conductor insulation.
- Accurately tapped, tapered threads for tight, rigid joints and ground continuity.
- Removable nipple in male sealing fitting may be used interchangeably in top or bottom hub.
- EYS—for sealing vertical conduit. Large opening for damming and filling.
- Expanded fill EYSEF/EYDEF— allow up to 40% conduit fill in compliance with the National Electrical Code.
- EYSF/EYSM—for sealing vertical conduit. Large opening for damming and filling.
- ESUF/ESUM for sealing vertical or horizontal conduit. Pouring spout rotates 90°. Removable cover provides full access for damming 2-1/2" thru 4" sizes have threaded cover openings for damming.
- EYF/EYM—close radius type for sealing vertical or horizontal conduit runs.
- EYDM Drain Sealing Fittings—close radius type for sealing vertical conduit runs. Access cover has drain valve for automatic draining of water accumulation above the seal.
- UL Listed for use with Kwiko® A Sealing Compound. Also listed with certain competitors sealing cement, contact factory for details.

### Standard Materials

- EYSF/EYSM, EYF/EYM and EYDM Seals: malleable iron or Almag 35 aluminum
- EYS, EYSEF/EYDEF, and ESUF/ESUM: malleable iron
- EYD and EYS Seals: Grayloy®-iron

### Standard Finishes

- Malleable iron and Grayloy®-iron products have triple-coat — (1) zinc electroplate, (2) chromate, and (3) epoxy powder coat,
- Almag 35 aluminum products have epoxy powder coat

### Certifications and Compliances

- UL Standard: 886 (1203)
- UL Listed: E10444
- CSA Standard: C22.2 No. 30
- CSA Certified: 065181

### Options

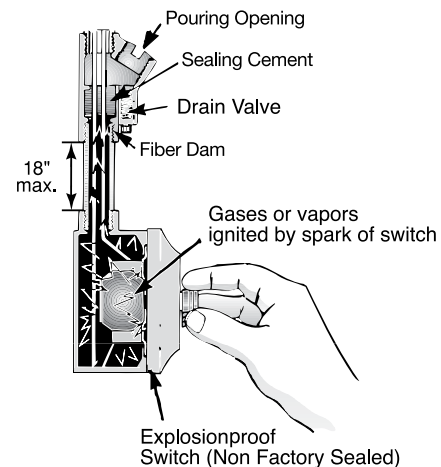
- PVC coating available on select sealing fittings. Add suffix **-PVC** to catalog number.

### Related Products

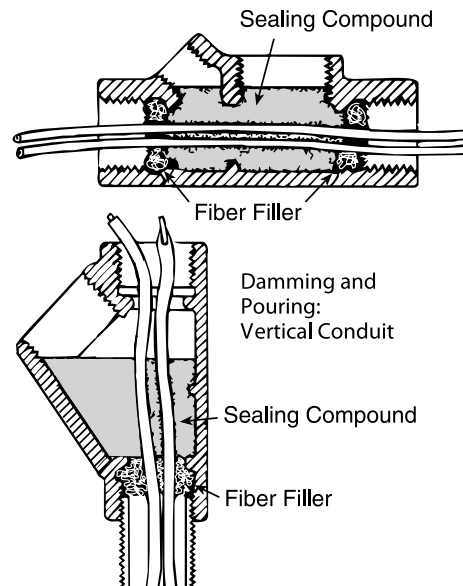
- Kwiko® A sealing cement and fiber filler

### Illustrated Features

Sealing fittings prevent passage of gases, vapors or flames from one portion of a conduit system to another. They also restrict large amounts of ignitable gases or vapors from accumulating to confine explosive pressure.



Appleton sealing fittings are suitable for Class I and II locations. EYS, SF and EYD are for sealing vertical conduit. EY and ESU are for sealing vertical and horizontal conduit. SF and EYD also have drain valves.






# EYS 25% \* Fill Vertical Conduit Sealing Fittings

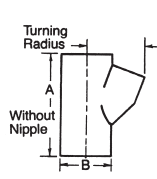
Explosionproof, Dust-Ignitionproof, Raintight

UNILETS® for Use with Threaded Rigid Metal Conduit and IMC.

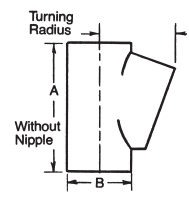
Class I, Division 1 and 2 Groups A, B, C, D  
 Class II, Division 1 and 2 Groups E, F, G  
 Class III

FITTINGS: HAZARDOUS SEALING FITTINGS

	Trade Size (Inches)	Inches/Millimeters			Kwiko® A Cement Required Ounces/Grams	Catalog Number	
		A (Length)	B (Width)	Turning Radius †		Malleable Iron	Almag 35 Aluminum
<b>Female</b>							
	1/2	3.25/82.5	1.13/28.7	1.81/45.9	2.00/56.7	<b>EYSF-50 ‡</b>	<b>EYSF-50AL ‡</b>
	3/4	3.63/92.2	1.38/35.0	2.25/57.1	3.00/85.1	<b>EYSF-75 ‡</b>	<b>EYSF-75AL ‡</b>
	1	4.25/107.9	1.75/44.5	2.38/60.4	5.00/141.7	<b>EYSF-100 ‡</b>	<b>EYSF-100AL ‡</b>
	1-1/4	5.06/128.5	2.00/50.8	2.94/74.6	11.00/311.8	<b>EYSF-125 ‡</b>	—
	1-1/2	5.50/139.7	2.50/63.5	3.50/89.9	19.00/538.6	<b>EYSF-150 ‡</b>	—
	2	6.25/158.7	2.94/74.6	4.13/104.9	31.00/878.8	<b>EYSF-200 ‡</b>	—
	2-1/2	7.44/188.9	3.38/85.8	4.75/120.6	46.00/1304.1	<b>EYSF-250 ‡</b>	—
	3	8.50/215.9	4.13/104.9	5.63/143.0	82.00/2324.7	<b>EYSF-300 ‡</b>	—
<b>4"</b>	4	8.63/219.2	5.13/130.3	6.50/165.1	92.00/2608.2	<b>EYSF-400 ‡</b>	—
	<b>Male/Female (Removable Male Nipple)</b>						
	1/2	3.25/82.5	1.13/28.7	1.81/45.9	2.00/56.7	<b>EYSM-50 ‡</b>	<b>EYSM-50AL ‡</b>
	3/4	3.63/92.2	1.38/35.5	2.25/57.1	3.00/85.1	<b>EYSM-75 ‡</b>	<b>EYSM-75AL ‡</b>
	1	4.25/107.9	1.75/44.5	2.38/60.4	5.00/141.7	<b>EYSM-100 ‡</b>	<b>EYSM-100AL ‡</b>



**EYSF**  
**1/2" — 3"**  
**EYSM**  
**1/2" — 1"**



**EYSF**  
**4"**

\* Per NEC 501.15(C)(6) seals in Class I, Division 1 and 2 must be limited to conductor fill of 25% of cross sectional area of a rigid metal conduit of the same trade size unless approved for higher percentage fill. See 40% fill sealing fittings.

† Turning radius with cover or plug removed.

‡ PVC coating available on select sealing fittings. Add suffix **-PVC** to catalog number.

◆ Indicates items in the shaded area which are UL Listed for Class I, Groups A, B, C, D; Class II, Groups E, F, G; and Class III.

# Sealing Fittings

## Explosionproof; Dust-Ignitionproof

UNILETS® for Use with Threaded Rigid Metal Conduit and IMC.

### Applications

- Prevent passage of gases, vapors or flames from one portion of conduit system to another. Restrict any explosion to the sealed off enclosure. Prevent pressure piling within conduit system.
- Required in Class I, Division 1 and 2 locations within 18" of enclosures containing apparatus that may cause arcs, sparks or high temperatures.
- Required in Class I, Division 1 and 2 locations where 2" or larger conduit enters enclosure, fitting housing terminals, splices or taps.
- Required in Class I, Division 1 and 2 locations at the boundary where conduit leaves classified location.
- Required in Class I, Division 1 and 2 locations where two or more enclosures are connected by 36" or less conduit. Seal must be located within 18" of either enclosure.
- Required where cables (which exceed rate of gas or vapor transmission permitted for seals) are used in Class I, Division 2 locations.

### Features

- Explosionproof, dust-ignitionproof, raintight.
- Smooth, rounded integral bushing in each hub protects conductor insulation.
- Accurately tapped, tapered threads for tight, rigid joints and ground continuity.
- Removable nipple in male sealing fitting may be used interchangeably in top or bottom hub.
- EYS—for sealing vertical conduit. Large opening for damming and filling.
- Expanded fill EYSEF/EYDEF— allow up to 40% conduit fill in compliance with the National Electrical Code.
- EYSF/EYSM—for sealing vertical conduit. Large opening for damming and filling.
- ESUF/ESUM for sealing vertical or horizontal conduit. Pouring spout rotates 90°. Removable cover provides full access for damming 2-1/2" thru 4" sizes have threaded cover openings for damming.
- EYF/EYM—close radius type for sealing vertical or horizontal conduit runs.
- EYDM Drain Sealing Fittings—close radius type for sealing vertical conduit runs. Access cover has drain valve for automatic draining of water accumulation above the seal.
- UL Listed for use with Kwiko® A Sealing Compound. Also listed with certain competitors sealing cement, contact factory for details.

### Standard Materials

- EYSF/EYSM, EYF/EYM and EYDM Seals: malleable iron or Almag 35 aluminum
- EYS, EYSEF/EYDEF, and ESUF/ESUM: malleable iron
- EYD and EYS Seals: Grayloy®-iron

### Standard Finishes

- Malleable iron and Grayloy®-iron products have triple-coat — (1) zinc electroplate, (2) chromate, and (3) epoxy powder coat,
- Almag 35 aluminum products have epoxy powder coat

### Certifications and Compliances

- UL Standard: 886 (1203)
- UL Listed: E10444
- CSA Standard: C22.2 No. 30
- CSA Certified: 065181

### Options

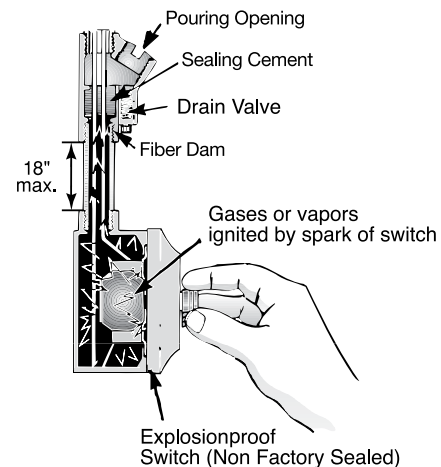
- PVC coating available on select sealing fittings. Add suffix **-PVC** to catalog number.

### Related Products

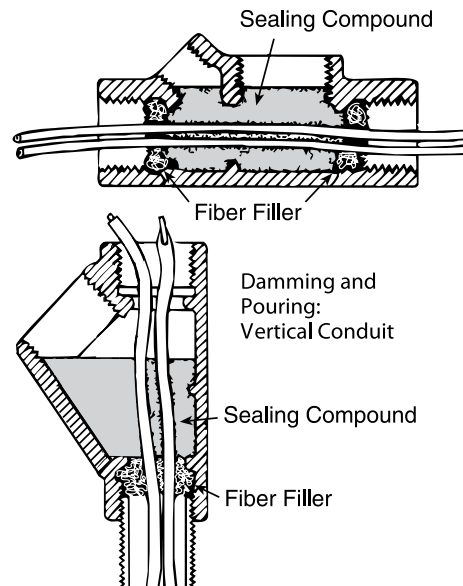
- Kwiko® A sealing cement and fiber filler

### Illustrated Features

Sealing fittings prevent passage of gases, vapors or flames from one portion of a conduit system to another. They also restrict large amounts of ignitable gases or vapors from accumulating to confine explosive pressure.



Appleton sealing fittings are suitable for Class I and II locations. EYS, SF and EYD are for sealing vertical conduit. EY and ESU are for sealing vertical and horizontal conduit. SF and EYD also have drain valves.






# EYS 25% \* Fill Vertical Conduit Sealing Fittings

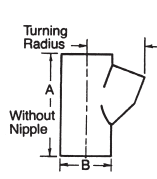
Explosionproof, Dust-Ignitionproof, Raintight

UNILETS® for Use with Threaded Rigid Metal Conduit and IMC.

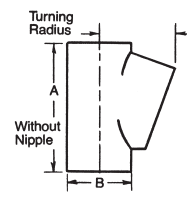
Class I, Division 1 and 2 Groups A, B, C, D  
 Class II, Division 1 and 2 Groups E, F, G  
 Class III

FITTINGS: HAZARDOUS SEALING FITTINGS

	Trade Size (Inches)	Inches/Millimeters			Kwiko® A Cement Required Ounces/Grams	Catalog Number	
		A (Length)	B (Width)	Turning Radius †		Malleable Iron	Almag 35 Aluminum
<b>Female</b>							
	1/2	3.25/82.5	1.13/28.7	1.81/45.9	2.00/56.7	<b>EYSF-50 ‡</b>	<b>EYSF-50AL ‡</b>
	3/4	3.63/92.2	1.38/35.0	2.25/57.1	3.00/85.1	<b>EYSF-75 ‡</b>	<b>EYSF-75AL ‡</b>
	1	4.25/107.9	1.75/44.5	2.38/60.4	5.00/141.7	<b>EYSF-100 ‡</b>	<b>EYSF-100AL ‡</b>
	1-1/4	5.06/128.5	2.00/50.8	2.94/74.6	11.00/311.8	<b>EYSF-125 ‡</b>	—
	1-1/2	5.50/139.7	2.50/63.5	3.50/89.9	19.00/538.6	<b>EYSF-150 ‡</b>	—
	2	6.25/158.7	2.94/74.6	4.13/104.9	31.00/878.8	<b>EYSF-200 ‡</b>	—
	2-1/2	7.44/188.9	3.38/85.8	4.75/120.6	46.00/1304.1	<b>EYSF-250 ‡</b>	—
	3	8.50/215.9	4.13/104.9	5.63/143.0	82.00/2324.7	<b>EYSF-300 ‡</b>	—
<b>4"</b>	4	8.63/219.2	5.13/130.3	6.50/165.1	92.00/2608.2	<b>EYSF-400 ‡</b>	—
	<b>Male/Female (Removable Male Nipple)</b>						
	1/2	3.25/82.5	1.13/28.7	1.81/45.9	2.00/56.7	<b>EYSM-50 ‡</b>	<b>EYSM-50AL ‡</b>
	3/4	3.63/92.2	1.38/35.5	2.25/57.1	3.00/85.1	<b>EYSM-75 ‡</b>	<b>EYSM-75AL ‡</b>
	1	4.25/107.9	1.75/44.5	2.38/60.4	5.00/141.7	<b>EYSM-100 ‡</b>	<b>EYSM-100AL ‡</b>



**EYSF**  
**1/2" — 3"**  
**EYSM**  
**1/2" — 1"**



**EYSF**  
**4"**

\* Per NEC 501.15(C)(6) seals in Class I, Division 1 and 2 must be limited to conductor fill of 25% of cross sectional area of a rigid metal conduit of the same trade size unless approved for higher percentage fill. See 40% fill sealing fittings.

† Turning radius with cover or plug removed.

‡ PVC coating available on select sealing fittings. Add suffix **-PVC** to catalog number.

◆ Indicates items in the shaded area which are UL Listed for Class I, Groups A, B, C, D; Class II, Groups E, F, G; and Class III.