

# EY 25% \* Fill Vertical and Horizontal Conduit Sealing Fittings

For Close Turning Radius. Explosionproof, Dust-Ignitionproof, Raintight.



UNILETS™ for Use with Threaded Rigid Metal Conduit and IMC.

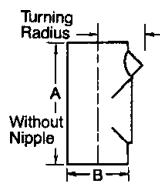
NEC/CEC:

Class I, Division 1 and 2, Groups A◇, B◆, C, D

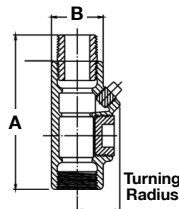
Class II, Division 1 and 2, Groups E, F, G

Class III

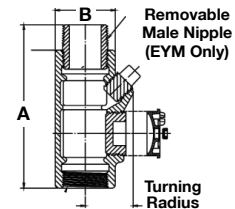
	Trade Size (Inches)	Millimeters (Inches)			Kwiko™ A Cement Required Grams (Ounces)	Catalog Number	
		A (Length)	B (Width)	Turning Radius ①		Malleable Iron	Almag 35 Aluminum
<b>Female</b>							
 <p>1/2" — 1"</p> <p>1-1/4" — 3"</p> <p>3-1/2" — 6"</p>	1/2	88.9 (3.50)	30.2 (1.19)	26.9 (1.06)	28.4 (1.00)	EYF-50 ◇	EYF-50AL ◇
	3/4	88.9 (3.50)	35.0 (1.38)	30.2 (1.19)	56.7 (2.00)	EYF-75 ◇	EYF-75AL ◇
	1	107.9 (4.25)	44.4 (1.75)	35.0 (1.38)	113.4 (4.00)	EYF-100 ◇	EYF-100AL ◇
	1-1/4	125.4 (4.94)	50.8 (2.00)	44.4 (1.75)	198.4 (7.00)	EYF-125 ◆	EYF-125AL
	1-1/2	139.7 (5.50)	60.4 (2.38)	52.3 (2.06)	368.5 (13.00)	EYF-150 ◆	EYF-150AL
	2	155.7 (6.13)	73.1 (2.88)	58.6 (2.31)	623.7 (22.00)	EYF-200 ◆	EYF-200AL
	2-1/2	190.5 (7.50)	85.8 (3.38)	68.3 (2.69)	1020.6 (36.00)	EYF-250 ◆	EYF-250AL
	3	206.5 (8.13)	104.9 (4.13)	79.5 (3.13)	1729.3 (61.00)	EYF-300 ◆	EYF-300AL
	3-1/2	227.0 (8.94)	120.6 (4.75)	87.3 (3.44)	2523.1 (89.00)	EYF-350 ◆	EYF-350AL
	4	238.2 (9.38)	130.3 (5.13)	93.7 (3.69)	3231.8 (114.00)	EYF-400 ◆	EYF-400AL
	5	274.5 (10.81)	158.7 (6.25)	119.1 (4.69)	5726.6 (202.00)	EYF-500 ②	—
	6	299.9 (11.81)	185.6 (7.31)	136.6 (5.38)	6520.4 (230.00)	EYF-600 ②	—
<b>Male/Female (Removable Male Nipple)</b>							
 <p>1/2" — 1"</p> <p>1-1/4" — 3"</p> <p>3-1/2" — 6"</p>	1/2	119.9 (4.72)	30.2 (1.19)	26.9 (1.06)	28.4 (1.00)	EYM-50 ◇	EYM-50AL ◇
	3/4	119.6 (4.71)	35.0 (1.38)	30.2 (1.19)	56.7 (2.00)	EYM-75 ◇	EYM-75AL ◇
	1	137.7 (5.42)	44.4 (1.75)	35.0 (1.38)	113.4 (4.00)	EYM-100 ◇	EYM-100AL ◇
	1-1/4	160.3 (6.31)	50.8 (2.00)	44.4 (1.75)	198.4 (7.00)	EYM-125 ◆	EYM-125AL
	1-1/2	177.3 (6.98)	60.4 (2.38)	52.3 (2.06)	368.5 (13.00)	EYM-150 ◆	EYM-150AL
	2	195.3 (7.69)	73.1 (2.88)	58.6 (2.31)	623.7 (22.00)	EYM-200 ◆	EYM-200AL
	2-1/2	236.2 (9.30)	85.8 (3.38)	68.3 (2.69)	1020.6 (36.00)	EYM-250 ◆	EYM-250AL
	3	263.4 (10.37)	104.9 (4.13)	79.5 (3.13)	1729.3 (61.00)	EYM-300 ◆	EYM-300AL
	3-1/2	282.7 (11.13)	120.6 (4.75)	87.3 (3.44)	2523.1 (89.00)	EYM-350 ◆	EYM-350AL
	4	299.0 (11.77)	130.3 (5.13)	93.7 (3.69)	3231.8 (114.00)	EYM-400 ◆	EYM-400AL
	5	329.4 (12.97)	158.7 (6.25)	119.1 (4.69)	5726.6 (202.00)	EYM-500 ②	—
	6	358.6 (14.12)	185.6 (7.31)	136.6 (5.38)	6520.4 (230.00)	EYM-600 ②	—



EYF 1/2" — 6"



EYM 1/2" — 1"



EYM 1-1/4" — 6"

\* Per NEC 501.15(C)(6), seals in Class I, Division 1 and 2 must be limited to conductor fill of 25% of cross sectional area of a rigid metal conduit of the same trade size unless approved for higher percentage fill. See 40% fill sealing fittings.

① Turning radius with cover or plug removed.

② Not UL Listed. CSA Certified only.

◇ Indicates items in the shaded area which are UL Listed for Class I, Groups A, B, C, D; Class II, Groups E, F, G; and Class III.

◆ Indicated items in the shaded area which are UL Listed for Class I, Groups B, C, D; Class II, Groups E, F, G; and Class III.