

## DESCRIPTION

The ET400LVRAT is a small aperture low voltage remodel housing for providing accent and task lighting. This is an AIR-TITE™ housing, for use in non-insulated ceilings. For installations from below the finished ceiling. If ceiling insulation is present, it must be kept 3" from the fixtures on all sides. For use with MR16 lamps.

Catalog #		Type
Project		
Comments		Date
Prepared by		

## DESIGN FEATURES

### Housing

Die-stamped CRS with powder coat finish.

### Remodel Clips

Four remodel clips secure housing and accommodate 1/2" and 5/8" ceiling thickness.

### Junction Box

- Six conduit knockouts are uniform 1/2" size with true pryout slots.
- Four pryouts with integral strain relief simplify "NM" non-metallic sheathed cable installation.
- Three quick connect wire connectors included.

### Socket

Ceramic socket with reflector disc for bi-pin 12V, MR16 lamps.

### Transformer

120V Integral magnetic transformer steps line voltage down to lamp operating voltage.

### Support Bar

Support Bar helps support weight of junction box and transformer. Threaded stem can be adjusted for varying ceiling thicknesses.

### Thermal Protector

Thermal protector deactivates fixture if overheating occurs due to improper lamping or misapplied insulation.

### Labels

- UL/cUL Listed 1598 Luminaire
- UL/cUL Listed for Damp Location
- UL/cUL Listed for Feed Through
- UL/cUL Listed for Wet Location, covered ceiling
- Certified Under ASTM-E283 for air tight construction



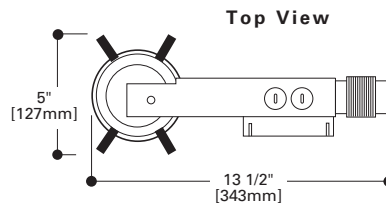
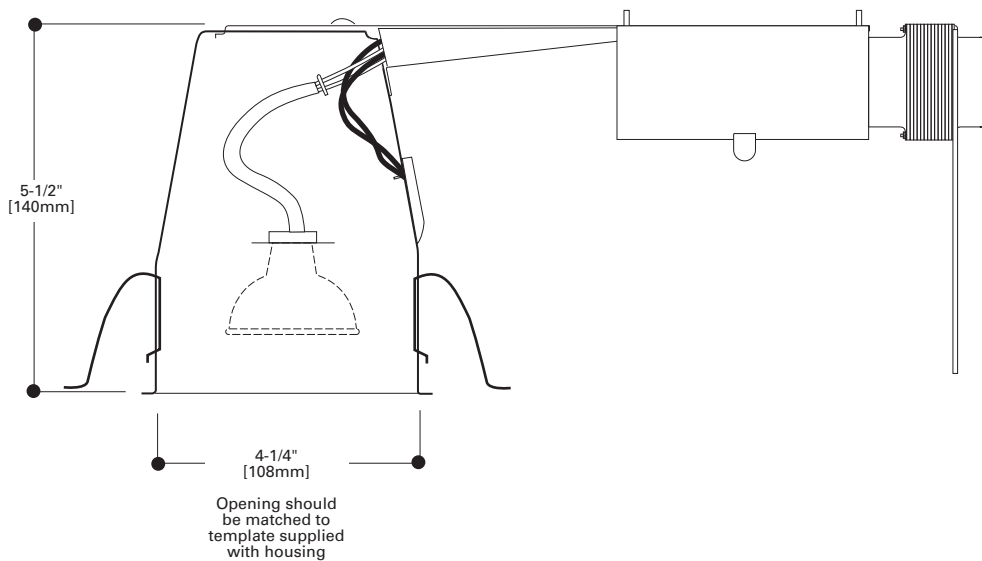
## ET400LVRAT

**4" Non-Insulated Ceiling AIR-TITE™ Recessed Remodel Housing**

**4" TRIMS**

**FOR USE IN NON-INSULATED CEILINGS OR INSULATED CEILINGS BUT INSULATION MUST BE KEPT 3" FROM ALL SIDES OF FIXTURE**

**FOR USE IN EXISTING CEILINGS**



*air-tite*™  
SLED

*Quick Connect*™

## TRIMS

## ORDERING INFORMATION SAMPLE NUMBER: ET400LVRAT-ERT403LV

Order housing, trim and accessories separately.

## Housing

ET400LVRAT=4" Non-Insulated  
Ceiling Small Aperture Low  
Voltage Remodel AIR-TITE  
Housing

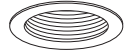
## Trims



ERT403LV

**Reflector Cone**  
**50W 12V MR16**

ERT403LV=Specular Clear Reflector,  
Gloss White Trim Ring  
ERT403LVG=Specular Gold Reflector,  
Gloss White Trim Ring  
OD: 5" (127mm)



ERT401LV

**Baffle**  
**50W 12V MR16**

ERT401LV=Black Baffle, Gloss White Trim Ring  
ERT401LVW=White Baffle with Gloss White Trim Ring  
OD: 5" (127mm)



ERT402LV

**Eyeball**  
**50W 12V MR16**

ERT402LV=Gloss White Eyeball, Black Baffle  
OD: 5" (127mm)



ERT404LV

**Slot Aperture**  
**50W 12V MR16**

ERT404LV=Gloss White Slot Trim  
OD: 5" (127mm)

## Accessories

## Filters and Lenses

The following filters and lenses can be substituted for the cover glass (supplied with the trim) for use with MR16 lamps.

## Color Filters

L112=Red Gel Filter  
L114=Ultraviolet Dichroic Filter  
L120=Red Dichroic Filter  
L121=Amber Dichroic Filter  
L122=Yellow Dichroic Filter  
L123=Green Dichroic Filter  
L124=Daylight Blue Dichroic Filter  
L125=Blue Dichroic Filter  
L127=Cosmetic (2700°K) Dichroic Filter  
L130=Yellow Gel Filter  
L131=Amber Gel Filter

## Optical Lenses

L110N=Diffuse Sand Blasted Lens. Provides an even beam spread from MR16 lamps- especially useful in wall washing.  
L111=Soft Focus Lens. Smooths irregular beam pattern while maintaining high controlled illumination levels and beam angles.  
L113=Prismatic Spread Lens. Provides a symmetrical broadening of MR16 lamp beams.  
L115=Fans the MR16 beam to produce a wide rectangular illumination pattern.

## DESCRIPTION

The ET400LVRAT is a small aperture low voltage remodel housing for providing accent and task lighting. This is an AIR-TITE™ housing, for use in non-insulated ceilings. For installations from below the finished ceiling. If ceiling insulation is present, it must be kept 3" from the fixtures on all sides. For use with MR16 lamps.

Catalog #		Type
Project		
Comments		Date
Prepared by		

## DESIGN FEATURES

### Housing

Die-stamped CRS with powder coat finish.

### Remodel Clips

Four remodel clips secure housing and accommodate 1/2" and 5/8" ceiling thickness.

### Junction Box

- Six conduit knockouts are uniform 1/2" size with true pryout slots.
- Four pryouts with integral strain relief simplify "NM" non-metallic sheathed cable installation.
- Three quick connect wire connectors included.

### Socket

Ceramic socket with reflector disc for bi-pin 12V, MR16 lamps.

### Transformer

120V Integral magnetic transformer steps line voltage down to lamp operating voltage.

### Support Bar

Support Bar helps support weight of junction box and transformer. Threaded stem can be adjusted for varying ceiling thicknesses.

### Thermal Protector

Thermal protector deactivates fixture if overheating occurs due to improper lamping or misapplied insulation.

### Labels

- UL/cUL Listed 1598 Luminaire
- UL/cUL Listed for Damp Location
- UL/cUL Listed for Feed Through
- UL/cUL Listed for Wet Location, covered ceiling
- Certified Under ASTM-E283 for air tight construction



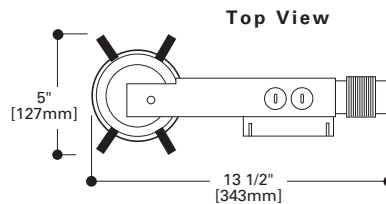
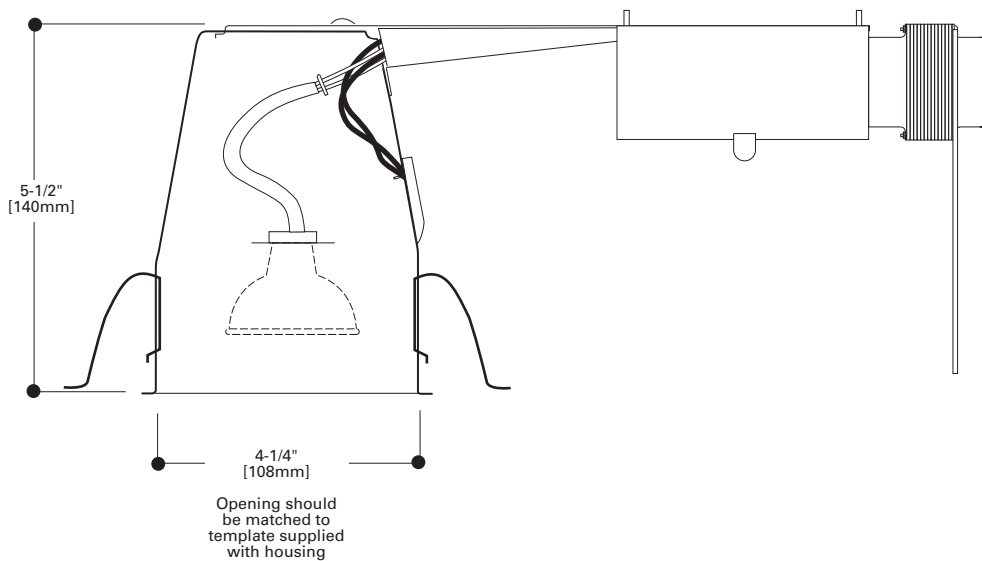
## ET400LVRAT

**4" Non-Insulated Ceiling AIR-TITE™ Recessed Remodel Housing**

**4" TRIMS**

**FOR USE IN NON-INSULATED CEILINGS OR INSULATED CEILINGS BUT INSULATION MUST BE KEPT 3" FROM ALL SIDES OF FIXTURE**

**FOR USE IN EXISTING CEILINGS**



*air-tite*™  
SLED

*Quick Connect*™

## TRIMS

## ORDERING INFORMATION SAMPLE NUMBER: ET400LVRAT-ERT403LV

Order housing, trim and accessories separately.

## Housing

ET400LVRAT=4" Non-Insulated  
Ceiling Small Aperture Low  
Voltage Remodel AIR-TITE  
Housing

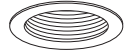
## Trims



ERT403LV

**Reflector Cone**  
**50W 12V MR16**

ERT403LV=Specular Clear Reflector,  
Gloss White Trim Ring  
ERT403LVG=Specular Gold Reflector,  
Gloss White Trim Ring  
OD: 5" (127mm)



ERT401LV

**Baffle**  
**50W 12V MR16**

ERT401LV=Black Baffle, Gloss White Trim Ring  
ERT401LVW=White Baffle with Gloss White Trim Ring  
OD: 5" (127mm)



ERT402LV

**Eyeball**  
**50W 12V MR16**

ERT402LV=Gloss White Eyeball, Black Baffle  
OD: 5" (127mm)



ERT404LV

**Slot Aperture**  
**50W 12V MR16**

ERT404LV=Gloss White Slot Trim  
OD: 5" (127mm)

## Accessories

**Filters and Lenses**

The following filters and lenses can be substituted for the cover glass (supplied with the trim) for use with MR16 lamps.

**Color Filters**

L112=Red Gel Filter  
L114=Ultraviolet Dichroic Filter  
L120=Red Dichroic Filter  
L121=Amber Dichroic Filter  
L122=Yellow Dichroic Filter  
L123=Green Dichroic Filter  
L124=Daylight Blue Dichroic Filter  
L125=Blue Dichroic Filter  
L127=Cosmetic (2700°K) Dichroic Filter  
L130=Yellow Gel Filter  
L131=Amber Gel Filter

**Optical Lenses**

L110N=Diffuse Sand Blasted Lens. Provides an even beam spread from MR16 lamps- especially useful in wall washing.  
L111=Soft Focus Lens. Smooths irregular beam pattern while maintaining high controlled illumination levels and beam angles.  
L113=Prismatic Spread Lens. Provides a symmetrical broadening of MR16 lamp beams.  
L115=Fans the MR16 beam to produce a wide rectangular illumination pattern.