

Catalog Number
Notes
Type

## FEATURES & SPECIFICATIONS

**INTENDED USE** — The EPANL Series LED Edge-Lit Flat Panel provides a fully luminous appearance across the face of the lens. This provides a soft, glare-free solution that is visually comfortable within the space. Suitable for many lighting applications including schools, offices and other commercial spaces, retail, convenience stores, hospitals and healthcare facilities. **Certain airborne contaminants can diminish the integrity of acrylic and/or polycarbonate.** [Click here for Acrylic-Polycarbonate Compatibility table for suitable uses.](#)

**CONSTRUCTION** — Built to last with an aluminum frame for strength and durability, the seamless frame prevents light leak in the corners. The satin white lens provides excellent shielding and fully luminous appearance. EPANL's low-profile design provides increased installation flexibility especially in restricted plenum spaces. The back plate includes integral T-bar clips for installation exclusively into 15/16" T-grid ceilings. Fixture may be mounted and wired in continuous rows.

**ELECTRICAL** — Long-life LEDs, coupled with a high-efficiency driver, provide superior illumination for extended service life. 70% LED lumen maintenance at 60,000 hours (L70/60,000). 0-10V dimming driver, dims to 10%.

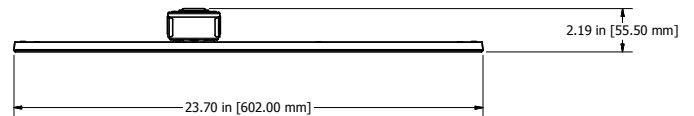
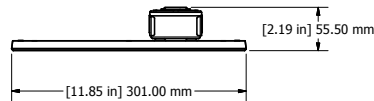
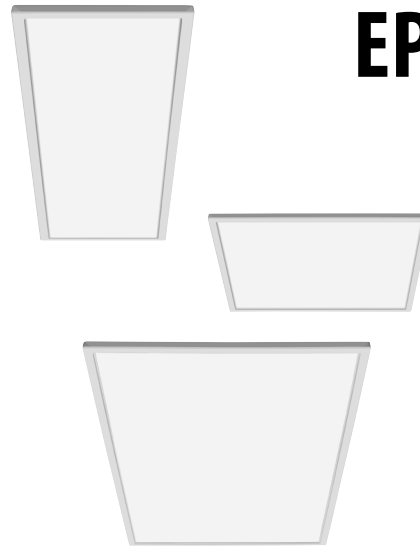
**LISTINGS** — CSA certified to meet US and Canadian standards. DesignLights Consortium® (DLC) Premium qualified product. Not all versions of this product may be DLC Premium qualified. Please check the DLC Qualified Products List at [www.designlights.org/QPL](http://www.designlights.org/QPL) to confirm which versions are qualified. Damp location listed. IC rated. IP5X rated.

**WARRANTY** — 5-year limited warranty. Complete warranty terms located at: [www.acuitybrands.com/CustomerResources/Terms\\_and\\_conditions.aspx](http://www.acuitybrands.com/CustomerResources/Terms_and_conditions.aspx)

**Note:** Actual performance may differ as a result of end-user environment and application. All values are design or typical values, measured under laboratory conditions at 25 °C. Specifications subject to change without notice.

# EPANL LED

1' x 4', 2' x 2' and 2' x 4'



## ORDERING INFORMATION

Catalog Number	UPC	Description	Lumens	Color Temperature	CRI	Voltage	Wattage	Efficacy	Pallet Qty.	Standard Carton Qty.
EPANL 14 40L 35K	190887602739	1x4 Flat Panel	3905	3500K	>80	120-277V	38.6W	101	39	1
EPANL 14 40LHE 35K	190887602746	1x4 Flat Panel	3922	3500K	>80	120-277V	30.6W	128	39	1
EPANL 14 40L 40K	190887602753	1x4 Flat Panel	4397	4000K	>80	120-277V	38.5W	114	39	1
EPANL 14 40LHE 40K	190887602760	1x4 Flat Panel	3857	4000K	>80	120-277V	30.2W	128	39	1
EPANL 22 34L 35K	190887602647	2x2 Flat Panel	3285	3500K	>80	120-277V	31.3W	105	26	1
EPANL 22 34LHE 35K	190887602661	2x2 Flat Panel	3357	3500K	>80	120-277V	26.0W	129	26	1
EPANL 22 34L 40K	190887602678	2x2 Flat Panel	3479	4000K	>80	120-277V	30.8W	113	26	1
EPANL 22 34LHE 40K	190887602685	2x2 Flat Panel	3361	4000K	>80	120-277V	25.9W	130	26	1
EPANL 24 40L 35K	190887602692	2x4 Flat Panel	4039	3500K	>80	120-277V	38.8W	104	13	1
EPANL 24 40LHE 35K	190887602708	2x4 Flat Panel	3953	3500K	>80	120-277V	30.3W	130	13	1
EPANL 24 40L 40K	190887602715	2x4 Flat Panel	4351	4000K	>80	120-277V	38.9W	112	13	1
EPANL 24 40LHE 40K	190887602722	2x4 Flat Panel	4013	4000K	>80	120-277V	30.7W	131	13	1

<http://www.acuitybrands.com/products/detail/753016/Lithonia-Lighting/EPANL-Flat-Panel/EPANL-Fully-Luminous-Flat-Panel/specification-sheets>

**Notes:**

1. Please refer to Emergency Battery Delivered Lumen section for lumen calculation.

## ACCESSORIES

Accessories: Order as separate catalog number.			Options:
DGA14	Drywall grid adapter for 1x4 recessed fixture.	PANLACG___	WPLT 54" x 54" pallet; doubles pallet QTY.
DGA22	Drywall grid adapter for 2x2 recessed fixture.	PANLACGF___	
DGA24	Drywall grid adapter for 2x4 recessed fixture.	PANLACGE___	
PS1050DL EMI	Power Sentry emergency battery pack field installation kit (Not CEC compliant). <sup>1</sup>	2X4PANLACG___	
PS1050DL EMI T20C	Power Sentry emergency battery pack field installation kit for T20 CEC compliance. <sup>1</sup>	2X4PANLACGF___	
2X2SMK	2'x2' Surface Mount Troffer Kit	2X4PANLACGE___	
2X4SMK	2'x4' Surface Mount Troffer Kit		
1X4SMK	1'x4' Surface Mount Troffer Kit		

Emergency Battery Delivered Lumens
Use the formula below to determine the delivered lumens in emergency mode
<b>Delivered Lumens = 1.25 x P x LPW</b>
<b>P</b> = Output power of emergency driver (10W for PS1050DL)
<b>LPW</b> = Lumen per watt rating of the luminaire.

# EPANL LED Flat Panel

EPANL compatible with Sensor Switch™  
WSX-D and SPOD wall switches.



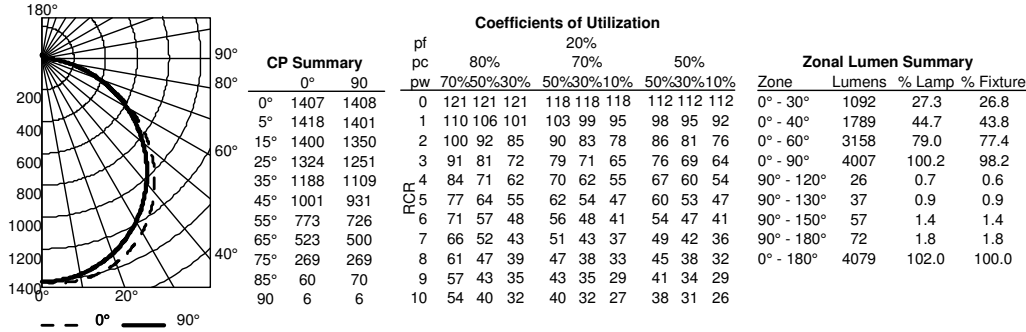
WSX-D



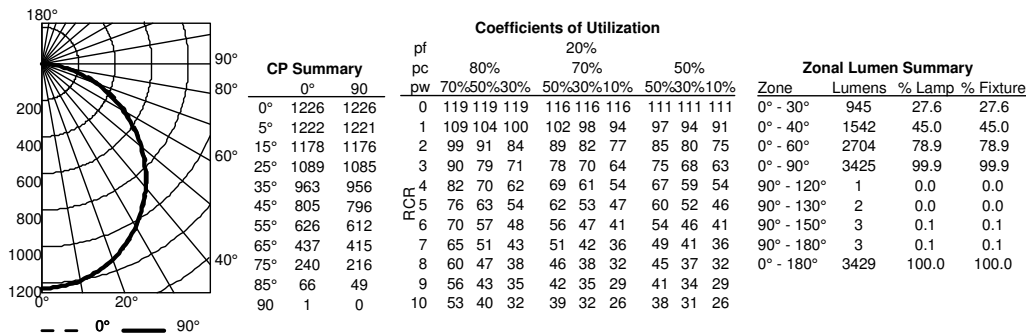
SPOD

## PHOTOMETRICS

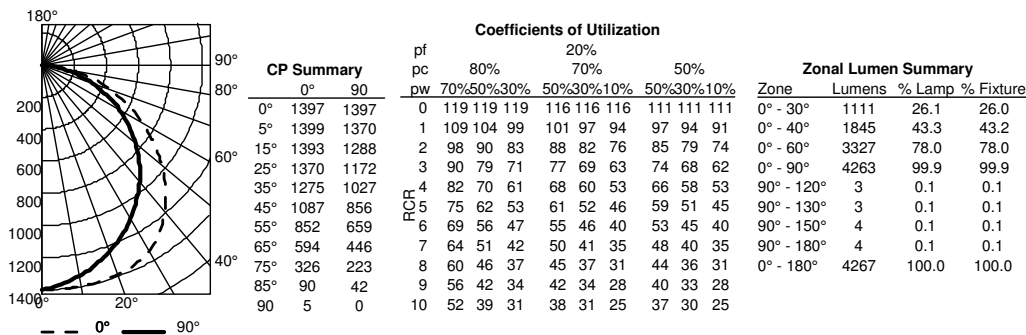
EPANL 14 40L 40K, 4397 delivered lumens, tested in accordance to IESNA LM-79.



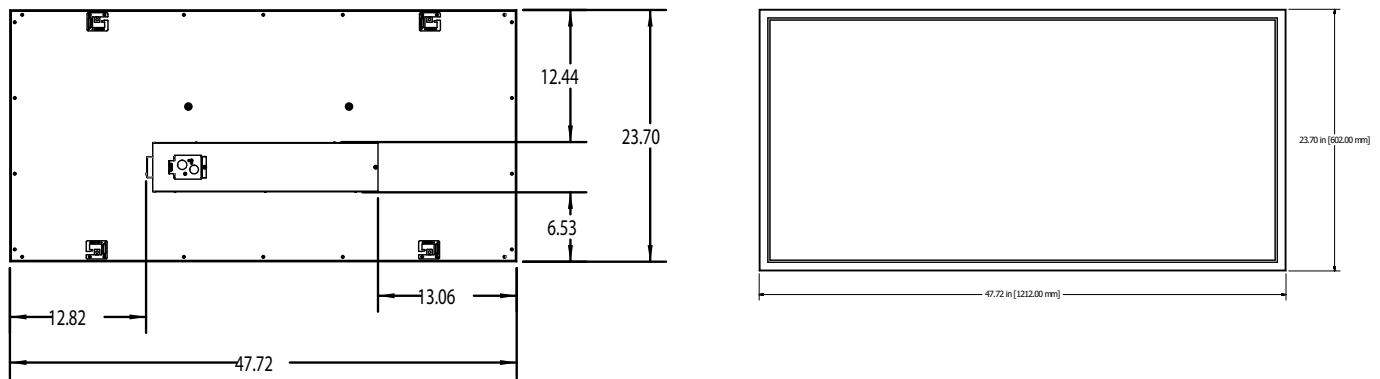
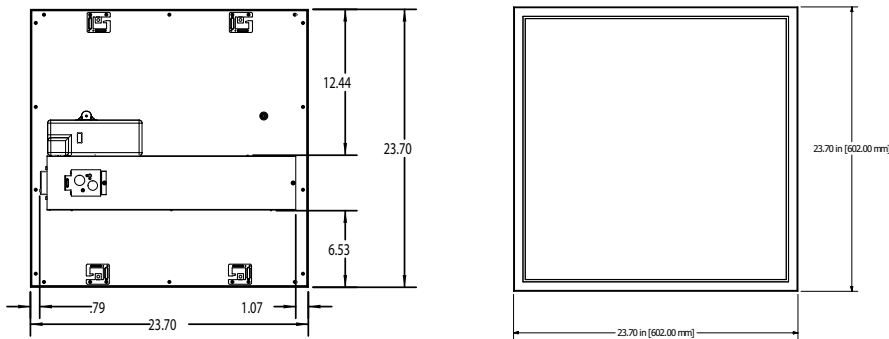
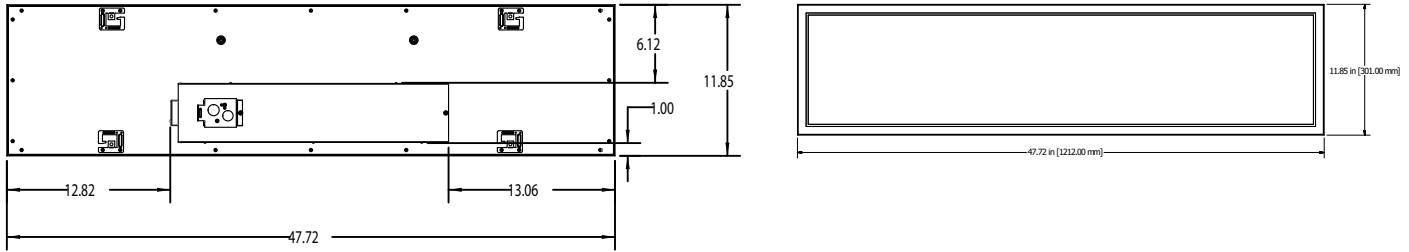
EPANL 22 34L 40K, 3479 delivered lumens, tested in accordance to IESNA LM-79.



EPANL 24 40L 40K, 4351 delivered lumens, tested in accordance to IESNA LM-79.



## DIMENSIONS



## MOUNTING DATA

### Suspension Kit Ceiling Types:

F1 for use with most T-bar and screw slot grid ceiling applications. Designed for on-grid and off-grid installations.

F2 for use with recessed or surface-mount horizontal J-box applications.

Example Configurations: PANLACG36 F1, PANLAGF36 F2, PANLAGE72 F1, etc.

**For 2X2 and 1X4, use two kits per fixture. Single kit utilizes "Y" split cable to allow for connection with 2 suspension points on one end of the fixture.**

**For 2X4 fixtures, use four kits per fixture. Single cable to allow for connection with single suspension point of the four on the fixture.**

Catalog Number
Notes
Type

## FEATURES & SPECIFICATIONS

**INTENDED USE** — The EPANL Series LED Edge-Lit Flat Panel provides a fully luminous appearance across the face of the lens. This provides a soft, glare-free solution that is visually comfortable within the space. Suitable for many lighting applications including schools, offices and other commercial spaces, retail, convenience stores, hospitals and healthcare facilities. **Certain airborne contaminants can diminish the integrity of acrylic and/or polycarbonate.** [Click here for Acrylic-Polycarbonate Compatibility table for suitable uses.](#)

**CONSTRUCTION** — Built to last with an aluminum frame for strength and durability, the seamless frame prevents light leak in the corners. The satin white lens provides excellent shielding and fully luminous appearance. EPANL's low-profile design provides increased installation flexibility especially in restricted plenum spaces. The back plate includes integral T-bar clips for installation exclusively into 15/16" T-grid ceilings. Fixture may be mounted and wired in continuous rows.

**ELECTRICAL** — Long-life LEDs, coupled with a high-efficiency driver, provide superior illumination for extended service life. 70% LED lumen maintenance at 60,000 hours (L70/60,000). 0-10V dimming driver, dims to 10%.

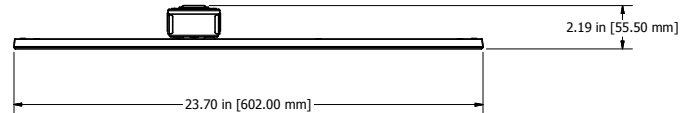
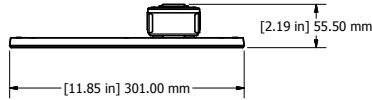
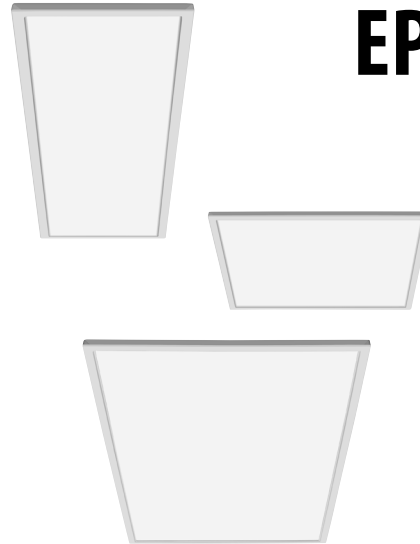
**LISTINGS** — CSA certified to meet US and Canadian standards. DesignLights Consortium® (DLC) Premium qualified product. Not all versions of this product may be DLC Premium qualified. Please check the DLC Qualified Products List at [www.designlights.org/QPL](http://www.designlights.org/QPL) to confirm which versions are qualified. Damp location listed. IC rated. IP5X rated.

**WARRANTY** — 5-year limited warranty. Complete warranty terms located at: [www.acuitybrands.com/CustomerResources/Terms\\_and\\_conditions.aspx](http://www.acuitybrands.com/CustomerResources/Terms_and_conditions.aspx)

**Note:** Actual performance may differ as a result of end-user environment and application. All values are design or typical values, measured under laboratory conditions at 25 °C. Specifications subject to change without notice.

# EPANL LED

1' x 4', 2' x 2' and 2' x 4'



## ORDERING INFORMATION

Catalog Number	UPC	Description	Lumens	Color Temperature	CRI	Voltage	Wattage	Efficacy	Pallet Qty.	Standard Carton Qty.
EPANL 14 40L 35K	190887602739	1x4 Flat Panel	3905	3500K	>80	120-277V	38.6W	101	39	1
EPANL 14 40LHE 35K	190887602746	1x4 Flat Panel	3922	3500K	>80	120-277V	30.6W	128	39	1
EPANL 14 40L 40K	190887602753	1x4 Flat Panel	4397	4000K	>80	120-277V	38.5W	114	39	1
EPANL 14 40LHE 40K	190887602760	1x4 Flat Panel	3857	4000K	>80	120-277V	30.2W	128	39	1
EPANL 22 34L 35K	190887602647	2x2 Flat Panel	3285	3500K	>80	120-277V	31.3W	105	26	1
EPANL 22 34LHE 35K	190887602661	2x2 Flat Panel	3357	3500K	>80	120-277V	26.0W	129	26	1
EPANL 22 34L 40K	190887602678	2x2 Flat Panel	3479	4000K	>80	120-277V	30.8W	113	26	1
EPANL 22 34LHE 40K	190887602685	2x2 Flat Panel	3361	4000K	>80	120-277V	25.9W	130	26	1
EPANL 24 40L 35K	190887602692	2x4 Flat Panel	4039	3500K	>80	120-277V	38.8W	104	13	1
EPANL 24 40LHE 35K	190887602708	2x4 Flat Panel	3953	3500K	>80	120-277V	30.3W	130	13	1
EPANL 24 40L 40K	190887602715	2x4 Flat Panel	4351	4000K	>80	120-277V	38.9W	112	13	1
EPANL 24 40LHE 40K	190887602722	2x4 Flat Panel	4013	4000K	>80	120-277V	30.7W	131	13	1

<http://www.acuitybrands.com/products/detail/753016/Lithonia-Lighting/EPANL-Flat-Panel/EPANL-Fully-Luminous-Flat-Panel/specification-sheets>

**Notes:**

1. Please refer to Emergency Battery Delivered Lumen section for lumen calculation.

## ACCESSORIES

Accessories: Order as separate catalog number.			Options:
DGA14	Drywall grid adapter for 1x4 recessed fixture.	PANLACG___	WPLT 54" x 54" pallet; doubles pallet QTY.
DGA22	Drywall grid adapter for 2x2 recessed fixture.	PANLACGF___	
DGA24	Drywall grid adapter for 2x4 recessed fixture.	PANLACGE___	
PS1050DL EMI	Power Sentry emergency battery pack field installation kit (Not CEC compliant). <sup>1</sup>	2X4PANLACG___	
PS1050DL EMI T20C	Power Sentry emergency battery pack field installation kit for T20 CEC compliance. <sup>1</sup>	2X4PANLACGF___	
2X2SMK	2'x2' Surface Mount Troffer Kit	2X4PANLACGE___	
2X4SMK	2'x4' Surface Mount Troffer Kit		
1X4SMK	1'x4' Surface Mount Troffer Kit		

Emergency Battery Delivered Lumens
Use the formula below to determine the delivered lumens in emergency mode
<b>Delivered Lumens = 1.25 x P x LPW</b>
<b>P</b> = Output power of emergency driver (10W for PS1050DL)
<b>LPW</b> = Lumen per watt rating of the luminaire.

# EPANL LED Flat Panel

EPANL compatible with Sensor Switch™  
WSX-D and SPOD wall switches.



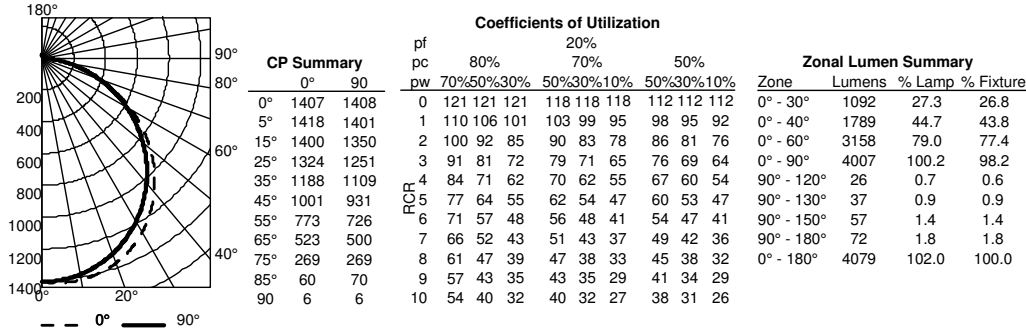
WSX-D



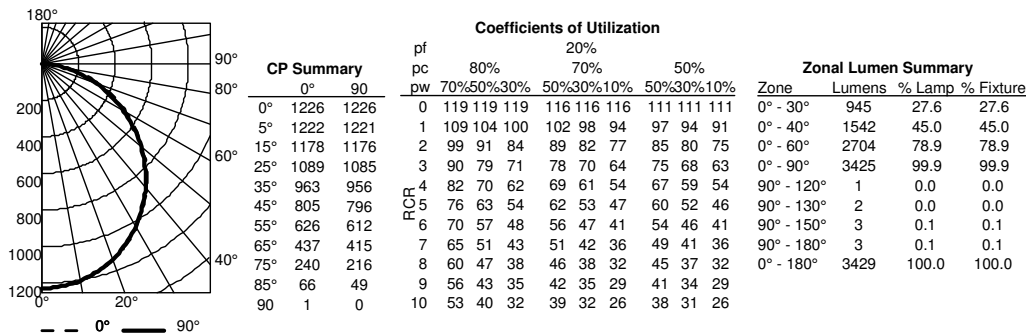
SPOD

## PHOTOMETRICS

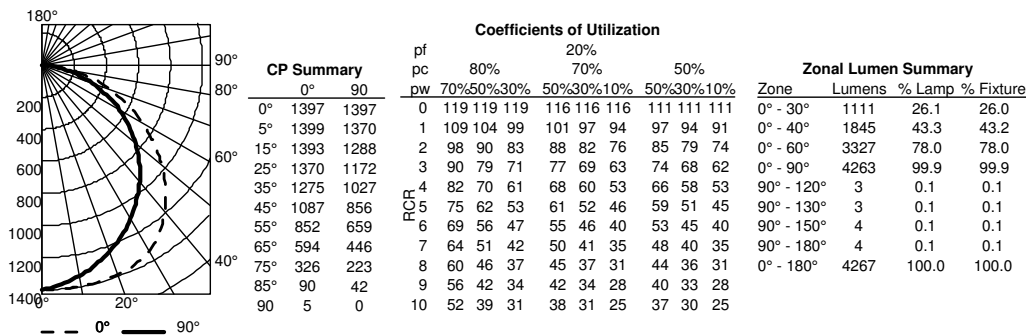
EPANL 14 40L 40K, 4397 delivered lumens, tested in accordance to IESNA LM-79.




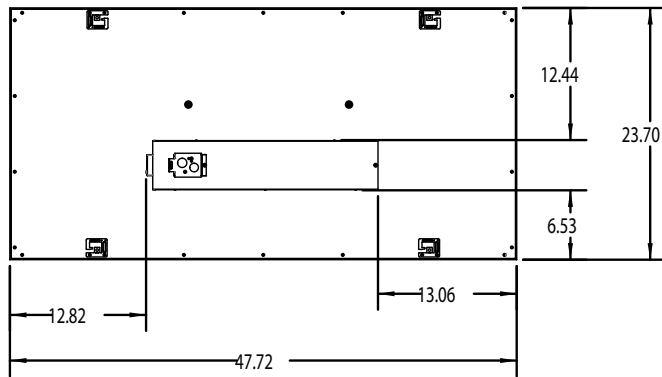
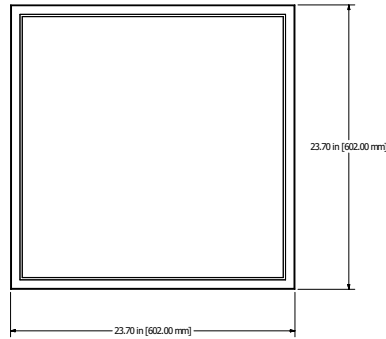
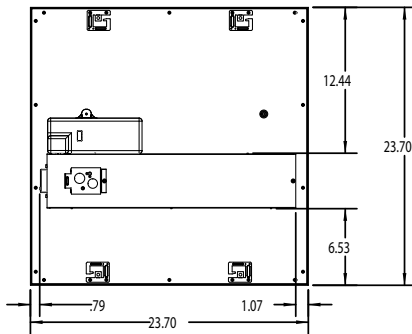
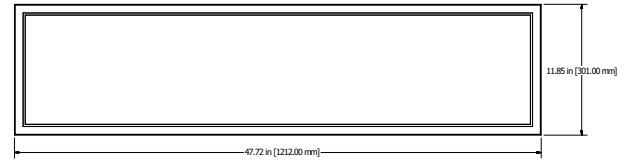
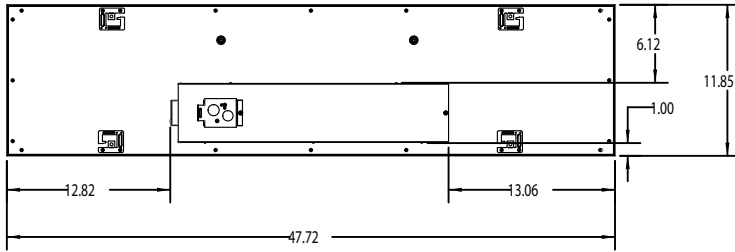
EPANL 22 34L 40K, 3479 delivered lumens, tested in accordance to IESNA LM-79.



EPANL 24 40L 40K, 4351 delivered lumens, tested in accordance to IESNA LM-79.



## DIMENSIONS



## MOUNTING DATA

### Suspension Kit Ceiling Types:

F1 for use with most T-bar and screw slot grid ceiling applications. Designed for on-grid and off-grid installations.

F2 for use with recessed or surface-mount horizontal J-box applications.

Example Configurations: PANLACG36 F1, PANLAGF36 F2, PANLAGE72 F1, etc.

**For 2X2 and 1X4, use two kits per fixture. Single kit utilizes "Y" split cable to allow for connection with 2 suspension points on one end of the fixture.**

**For 2X4 fixtures, use four kits per fixture. Single cable to allow for connection with single suspension point of the four on the fixture.**