
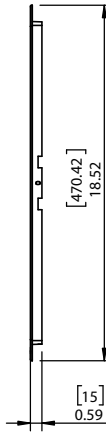
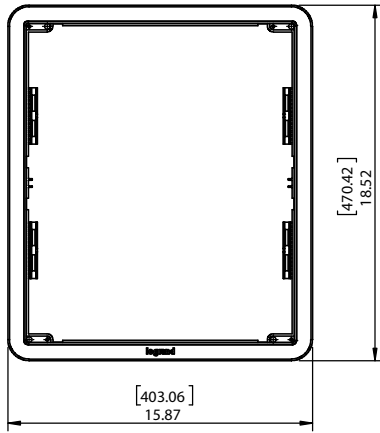
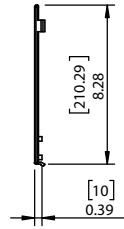
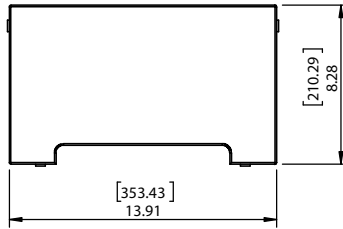
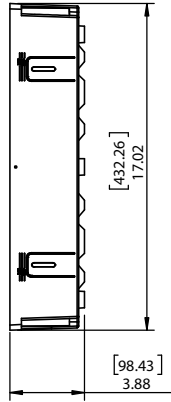
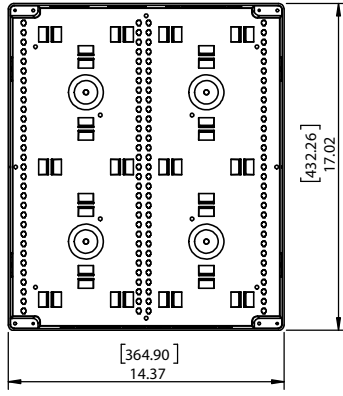


2

1

B

B



A

A

DIMENSIONS ARE IN INCHES UNLESS OTHERWISE SPECIFIED	
<b>TOLERANCES</b>	
2 PLACE DECIMAL	± .02
3 PLACE DECIMAL	± .005
4 PLACE DECIMAL	± .0005
ANGULAR	± 30'
MATERIAL	
FINISH	
WEIGHT	
DRAWING IS 3RD ANGLE PROJECTION DO NOT SCALE DRAWING	

DRAWN	DATE
-	-
APPROVED	DATE
-	-
<b>PROPRIETARY AND CONFIDENTIAL</b>	
THE INFORMATION CONTAINED IN THIS DRAWING IS THE SOLE PROPERTY OF OnQ/LEGRAND. ANY REPRODUCTION IN PART OR AS A WHOLE WITHOUT THE WRITTEN PERMISSION OF OnQ/LEGRAND IS PROHIBITED.	

		P.O. Box 60907 301 Fulling Mill Road, Suite G Middletown PA 17057 1-800-321-2343	
		DESCRIPTION:	
<h1>17" In-Wall Enclosure</h1>			
SIZE	DWG NO	REV	
<b>A</b>	<b>ENP1700-NA</b>	<b>A</b>	
SCALE	SURFACE AREA	SHEET	1 OF 1

2

1