

DESCRIPTION:

The EI400ATSB is a small aperture housing for providing accent and task lighting. The EI400ATSB is designed for use in insulated ceilings where it will be in direct contact with insulation. AIR-TITE design meets restricted airflow requirements.

Catalog #		Type
Project		
Comments		Date
Prepared by		

SPECIFICATION FEATURES

Outer Housing

Aluminum construction with IC - insulated ceiling and AT - AIR-TITE™ ratings.

Inner Housing

Double wall aluminum construction helps dissipate heat. The inner housing can be adjusted in the plaster frame to compensate for different ceiling materials.

Plaster Frame

- Galvanized steel construction.
- The inner housing can be removed from the plaster frame to provide access to the junction box.
- Plaster frame includes locking screws for hanger bars and cutouts for crimping hanger bars in position.
- AIR-TITE gasket is pre-installed.

Junction Box

- Positioned to accommodate straight conduit runs.
- Seven conduit knockouts are uniform 1/2" size with true pryout slots.
- Four pryouts with integral strain relief simplify "NM" non-metallic sheathed cable installation.
- Three quick connect wire connectors included.

ALL-NAIL™ Bar Hangers

Bar Hanger features include:

- Pre-installed nail.
- Mini leveling foot aligns the housing to the bottom of the joist.
- Housing can be positioned at any point within 24" joist spans
- Score lines allow tool-free shortening for narrow joist spacing.
- Integral T-bar clip snaps onto T-bars – no additional clips are required.

Socket

Adjustable position bracket with porcelain socket and nickel plated brass screw shell provides flexibility in lamp positioning.

Thermal Protector

Thermal protector deactivates fixture if overheating occurs due to improper lamping.

Labels

- UL/cUL Listed 1598 Luminaire
- UL/cUL Listed for Damp Location
- UL/cUL Listed for Wet Location, covered ceiling
- UL/cUL Listed for Feed Through
- UL/cUL Listed for Direct Contact with Insulation and combustible material

Qualification

IC and AIR-TITE™

Certified under ASTM-E283 and listed UL/cUL 1598. May be used to meet insulated ceiling and restricted air-flow requirements such as:

- Washington State Energy Code
- International Energy Conservation Code (IECC)
- New York State Energy Conservation Construction Code (NY-ECCC)
- State of California Title 24 "Recessed Luminaires in Insulated Ceilings."



EI400ATSB

**4" Insulated Ceiling
AIR-TITE™ Recessed
Housing with
Adjustable Socket
Bracket**

4" TRIMS

**FOR USE IN
INSULATED CEILINGS**

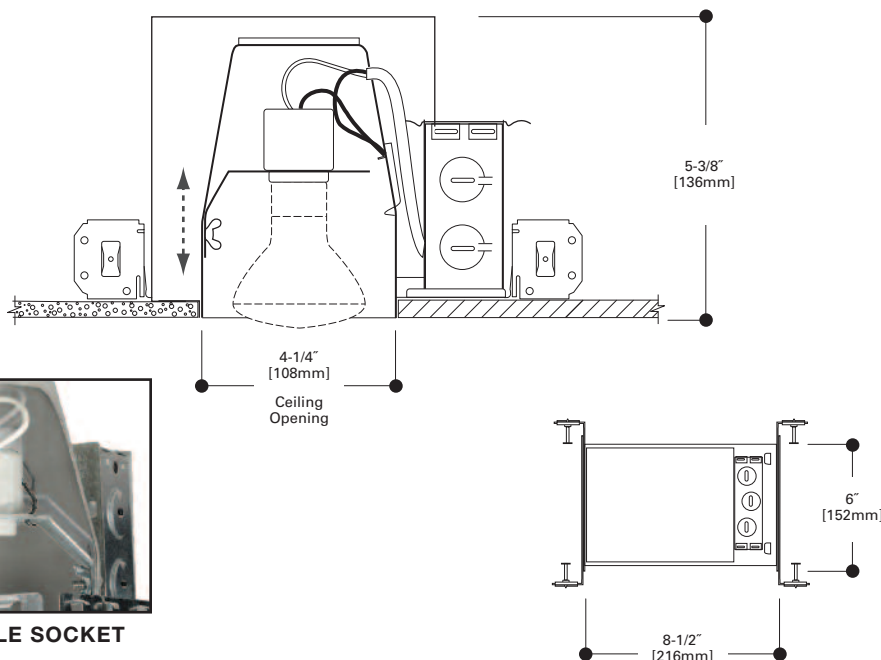
**FOR DIRECT
CONTACT WITH
INSULATION**

**AIR-TITE™ HOUSING
PREVENTS AIRFLOW
BETWEEN ATTIC AND
LIVING AREAS**

airtite™
GELC

ALL-PRO
ALL-NAIL

*Quick
Connect*™



ADJUSTABLE SOCKET

TRIMS

ORDERING INFORMATION

SAMPLE NUMBER: E1400ATSB-ERT403

Order housing, and trim separately.

Housing



E1400ATSB=4" Insulated Ceiling
AIR-TITE™ Small
Aperture Housing
with Adjustable
Socket Bracket

Trims



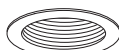
ERT403

Clear Reflector Cone
50W PAR20, 35W PAR20, 30W R20, 40W A19, 40W R16
ERT403=Specular Clear Reflector, Gloss White Trim Ring
OD: 4 3/4" (120mm)



ERT401

Step Baffle
35W PAR20, 30W R20
ERT401=Black Plastic Baffle, Gloss White Trim Ring
ERT401WHT=White Plastic Baffle with Gloss White Trim Ring
OD: 4 3/4" (120mm)



ERT410WHT

White Metal Baffle
50W PAR20, 35W PAR20, 30W R20
ERT410WHT=Gloss White Metal Baffle, Gloss White Trim Ring
OD: 5" (127mm)



ERT410

Black Metal Baffle
50W PAR20, 35W PAR20, 30W R20
ERT410=Black Metal Baffle, Gloss White Trim Ring
OD: 5" (127mm)



ERT402

Eyeball
40W R16, 45W PAR16
ERT402=Gloss White Eyeball
OD: 4 3/4" (120mm)



ERT455

Prismatic Glass Lens Shower Light
35W PAR20, 30W R20
ERT455=Shower Light, Gloss White Trim Ring,
Prismatic Flat Glass Lens
OD: 4 3/4" (120mm)



DESCRIPTION:

The EI400ATSB is a small aperture housing for providing accent and task lighting. The EI400ATSB is designed for use in insulated ceilings where it will be in direct contact with insulation. AIR-TITE design meets restricted airflow requirements.

Catalog #		Type
Project		
Comments		Date
Prepared by		

SPECIFICATION FEATURES

Outer Housing

Aluminum construction with IC - insulated ceiling and AT - AIR-TITE™ ratings.

Inner Housing

Double wall aluminum construction helps dissipate heat. The inner housing can be adjusted in the plaster frame to compensate for different ceiling materials.

Plaster Frame

- Galvanized steel construction.
- The inner housing can be removed from the plaster frame to provide access to the junction box.
- Plaster frame includes locking screws for hanger bars and cutouts for crimping hanger bars in position.
- AIR-TITE gasket is pre-installed.

Junction Box

- Positioned to accommodate straight conduit runs.
- Seven conduit knockouts are uniform 1/2" size with true pryout slots.
- Four pryouts with integral strain relief simplify "NM" non-metallic sheathed cable installation.
- Three quick connect wire connectors included.

ALL-NAIL™ Bar Hangers

Bar Hanger features include:

- Pre-installed nail.
- Mini leveling foot aligns the housing to the bottom of the joist.
- Housing can be positioned at any point within 24" joist spans
- Score lines allow tool-free shortening for narrow joist spacing.
- Integral T-bar clip snaps onto T-bars – no additional clips are required.

Socket

Adjustable position bracket with porcelain socket and nickel plated brass screw shell provides flexibility in lamp positioning.

Thermal Protector

Thermal protector deactivates fixture if overheating occurs due to improper lamping.

Labels

- UL/cUL Listed 1598 Luminaire
- UL/cUL Listed for Damp Location
- UL/cUL Listed for Wet Location, covered ceiling
- UL/cUL Listed for Feed Through
- UL/cUL Listed for Direct Contact with Insulation and combustible material

Qualification

IC and AIR-TITE™

Certified under ASTM-E283 and listed UL/cUL 1598. May be used to meet insulated ceiling and restricted air-flow requirements such as:

- Washington State Energy Code
- International Energy Conservation Code (IECC)
- New York State Energy Conservation Construction Code (NY-ECCC)
- State of California Title 24 "Recessed Luminaires in Insulated Ceilings."



EI400ATSB

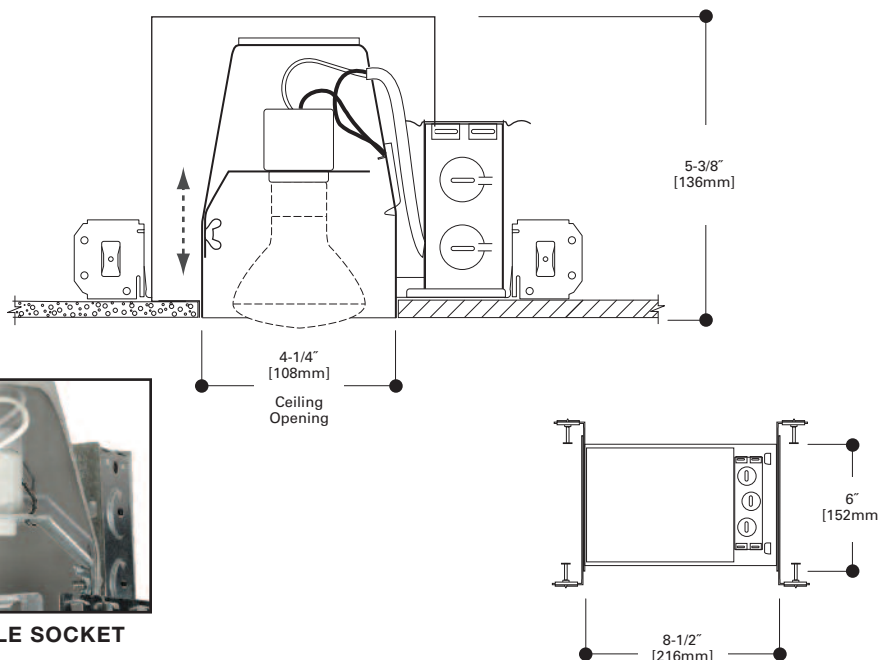
**4" Insulated Ceiling
AIR-TITE™ Recessed
Housing with
Adjustable Socket
Bracket**

4" TRIMS

FOR USE IN
INSULATED CEILINGS

FOR DIRECT
CONTACT WITH
INSULATION

AIR-TITE™ HOUSING
PREVENTS AIRFLOW
BETWEEN ATTIC AND
LIVING AREAS



ADJUSTABLE SOCKET

TRIMS

ORDERING INFORMATION

SAMPLE NUMBER: E1400ATSB-ERT403

Order housing, and trim separately.

Housing



E1400ATSB=4" Insulated Ceiling
AIR-TITE™ Small
Aperture Housing
with Adjustable
Socket Bracket

Trims



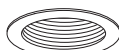
ERT403

Clear Reflector Cone
50W PAR20, 35W PAR20, 30W R20, 40W A19, 40W R16
ERT403=Specular Clear Reflector, Gloss White Trim Ring
OD: 4 3/4" (120mm)



ERT401

Step Baffle
35W PAR20, 30W R20
ERT401=Black Plastic Baffle, Gloss White Trim Ring
ERT401WHT=White Plastic Baffle with Gloss White Trim Ring
OD: 4 3/4" (120mm)



ERT410WHT

White Metal Baffle
50W PAR20, 35W PAR20, 30W R20
ERT410WHT=Gloss White Metal Baffle, Gloss White Trim Ring
OD: 5" (127mm)



ERT410

Black Metal Baffle
50W PAR20, 35W PAR20, 30W R20
ERT410=Black Metal Baffle, Gloss White Trim Ring
OD: 5" (127mm)



ERT402

Eyeball
40W R16, 45W PAR16
ERT402=Gloss White Eyeball
OD: 4 3/4" (120mm)



ERT455

Prismatic Glass Lens Shower Light
35W PAR20, 30W R20
ERT455=Shower Light, Gloss White Trim Ring,
Prismatic Flat Glass Lens
OD: 4 3/4" (120mm)

