


## GROUNDING BUSBAR, W/INSULATORS AND BRACKETS, CC, 12" X 4" X 0.25"

### CATALOG NUMBER

**EGBA14412CC**



Proper bonding is essential to create an equipotential plane between service grounds and equipment during fault and transient conditions. This equipotential plane provides a near-zero voltage differential, and serves to protect people and equipment during these events. The grounding busbar is the most popular bonding product in use today.

### CERTIFICATIONS



### FEATURES

Provides a convenient, single-point grounding and bonding location

Conductors are welded to the bar using a nVent ERICO Cadweld exothermic connection or are mechanically fastened by using lugs

Custom bars can be designed and manufactured to customer specifications

### PRODUCT ATTRIBUTES

Material: Copper

Busbar Configuration: Busbar, Insulators and Brackets

Hole Pattern: CC

Mounting Hole Size: 0.44

Length (L): 12"

Width (W): 4"

Thickness (T): 1/4"

Tin Plating: No

Pigtail Included: No

## ADDITIONAL PRODUCT DETAILS

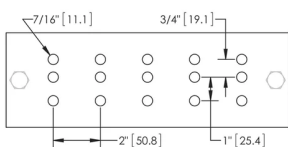
Diagrams are representative of the hole pattern. The number of holes is dependent on the length of the grounding busbar.

Additional configurations are available by special order. Note special orders may incur additional lead time.

EGB-A-14-4-12-CC-T-1T-K		
EGB	ERICO Grounding Busbar Designation	
A	Configuration	A: Busbar, Insulators and Brackets B: Busbar and Brackets C: Busbar Only D: Busbar and Insulators
14	Thickness (")	14: 1/4" · 38: 3/8" · 12: 1/2"
4	Width (")	
12	Length (")	Rounded to the nearest inch, 144" max
CC	Hole Pattern	Diagrams are representative of the hole pattern. The number of holes is dependent on the length of the grounding busbar.
T*	Tin Plating	
1T*	ERICO Cable Code	1K: #4 Sol Tin · 1T: #2 Sol Tin 2C: 1/0 · 2G: 2/0 · 2L: 3/0 · 2Q: 4/0 2V: 250 kcmil · 3D: 350 kcmil · 3Q: 500 kcmil · 4L: 750 kcmil
K*	Pigtail Length (")	A:1 · B:2 · C:3 · D:4 · E:5 · F:6 · G:7 · H:8 · J:9 · K:10 · L:12 · M:14 · N:16 P:18 · Q:20 · R:22 · S:24 · T:26 · U:28 · V:30 · W:32 · X:34 · Y:36 · Z:38

\* Empty if none

## DIAGRAMS



## WARNING

nVent products shall be installed and used only as indicated in nVent's product instruction sheets and training materials. Instruction sheets are available at [www.nvent.com](http://www.nvent.com) and from your nVent customer service representative. Improper installation, misuse, misapplication or other failure to completely follow nVent's instructions and warnings may cause product malfunction, property damage, serious bodily injury and death and/or void your warranty.

**North America**

+1.800.753.9221

Option 1 – Customer Care

Option 2 – Technical Support

**Europe**

Netherlands:

+31 800-0200135

France:

+33 800 901 793

**Europe**

Germany:

800 1890272

Other Countries:

+31 13 5835404

**APAC**

Shanghai:

+ 86 21 2412 1618/19

Sydney:

+61 2 9751 8500




Our powerful portfolio of brands:  
**nVent.com CADDY ERICO HOFFMAN RAYCHEM SCHROFF**  
**TRACER**

## GROUNDING BUSBAR, W/INSULATORS AND BRACKETS, CC, 12" X 4" X 0.25"

### CATALOG NUMBER

**EGBA14412CC**



Proper bonding is essential to create an equipotential plane between service grounds and equipment during fault and transient conditions. This equipotential plane provides a near-zero voltage differential, and serves to protect people and equipment during these events. The grounding busbar is the most popular bonding product in use today.

### CERTIFICATIONS



### FEATURES

Provides a convenient, single-point grounding and bonding location

Conductors are welded to the bar using a nVent ERICO Cadweld exothermic connection or are mechanically fastened by using lugs

Custom bars can be designed and manufactured to customer specifications

### PRODUCT ATTRIBUTES

Material: Copper

Busbar Configuration: Busbar, Insulators and Brackets

Hole Pattern: CC

Mounting Hole Size: 0.44

Length (L): 12"

Width (W): 4"

Thickness (T): 1/4"

Tin Plating: No

Pigtail Included: No

## ADDITIONAL PRODUCT DETAILS

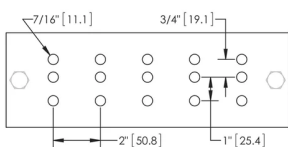
Diagrams are representative of the hole pattern. The number of holes is dependent on the length of the grounding busbar.

Additional configurations are available by special order. Note special orders may incur additional lead time.

EGB-A-14-4-12-CC-T-1T-K		
EGB	ERICO Grounding Busbar Designation	
A	Configuration	A: Busbar, Insulators and Brackets B: Busbar and Brackets C: Busbar Only D: Busbar and Insulators
14	Thickness (")	14: 1/4" · 38: 3/8" · 12: 1/2"
4	Width (")	
12	Length (")	Rounded to the nearest inch, 144" max
CC	Hole Pattern	Diagrams are representative of the hole pattern. The number of holes is dependent on the length of the grounding busbar.
T*	Tin Plating	
1T*	ERICO Cable Code	1K: #4 Sol Tin · 1T: #2 Sol Tin 2C: 1/0 · 2G: 2/0 · 2L: 3/0 · 2Q: 4/0 2V: 250 kcmil · 3D: 350 kcmil · 3Q: 500 kcmil · 4L: 750 kcmil
K*	Pigtail Length (")	A:1 · B:2 · C:3 · D:4 · E:5 · F:6 · G:7 · H:8 · J:9 · K:10 · L:12 · M:14 · N:16 P:18 · Q:20 · R:22 · S:24 · T:26 · U:28 · V:30 · W:32 · X:34 · Y:36 · Z:38

\* Empty if none

## DIAGRAMS



## WARNING

nVent products shall be installed and used only as indicated in nVent's product instruction sheets and training materials. Instruction sheets are available at [www.nvent.com](http://www.nvent.com) and from your nVent customer service representative. Improper installation, misuse, misapplication or other failure to completely follow nVent's instructions and warnings may cause product malfunction, property damage, serious bodily injury and death and/or void your warranty.

**North America**

+1.800.753.9221

Option 1 – Customer Care

Option 2 – Technical Support

**Europe**

Netherlands:

+31 800-0200135

France:

+33 800 901 793

**Europe**

Germany:

800 1890272

Other Countries:

+31 13 5835404

**APAC**

Shanghai:

+ 86 21 2412 1618/19

Sydney:

+61 2 9751 8500



Our powerful portfolio of brands:  
**nVent.com CADDY ERICO HOFFMAN RAYCHEM SCHROFF**  
**TRACER**