

**Internal Accessories**

Auxiliary Switch		Bell Alarm		Shunt Trip		Undervoltage Release	
Right Pole Mounted	Catalog Number	Right Pole Mounted	Catalog Number	Left Pole Mounted	Catalog Number	Left Pole Mounted	Catalog Number
240V Rated		240V Rated		Voltage Range		Voltage Range	
1NO/1NC	<b>AUX1A1BPK</b>	1 make/1 break	<b>ALM1M1BEPK</b>	24-60 AC/DC	<b>SNT060CPK</b>	12 AC	<b>UVR012APK</b>
2NO/2NC	<b>AUX2A2BPK</b>	2 make/2 break	<b>ALM2M2BEPK</b>	110-240 AC/DC	<b>SNT120CPK</b>	12 DC	<b>UVR012DPK</b>
If both an alarm switch and an auxiliary switch are required, use catalog number <b>AUXALRMEPK</b> (right pole mounted)				380-600 AC	<b>SNT480CPK</b>	24 AC	<b>UVR024APK</b>
						24 DC	<b>UVR024DPK</b>
						48-60 AC	<b>UVR048APK</b>
						48-60 DC	<b>UVR048DPK</b>
						110-127 AC	<b>UVR120APK</b>
						110-125 DC	<b>UVR125DPK</b>
						208-240 AC	<b>UVR240APK</b>
						220-250 DC	<b>UVR250DPK</b>
						380-500 AC	<b>UVR480APK</b>
						525-600 AC	<b>UVR600APK</b>

Right Pole Mounted	Catalog Number	Right Pole Mounted	Catalog Number	Left Pole Mounted	Catalog Number	Left Pole Mounted	Catalog Number
240V Rated		240V Rated		Voltage Range		Voltage Range	
1NO/1NC	<b>AUX1A1BPK</b>	1 make/1 break	<b>ALM1M1BJPK</b>	12 AC/DC	<b>SNT012CPK</b>	12 AC	<b>UVR012APK</b>
2NO/2NC	<b>AUX2A2BPK</b>	2 make/2 break	<b>ALM2M2BJPK</b>	24-60 AC/DC	<b>SNT060CPK</b>	12 DC	<b>UVR012DPK</b>
If both an alarm switch and an auxiliary switch are required, use catalog number <b>AUXALRMJPK</b> (right pole mounted)				110-240 AC/DC	<b>SNT120CPK</b>	24 AC	<b>UVR024APK</b>
				380-600 AC	<b>SNT480CPK</b>	24 DC	<b>UVR024DPK</b>
						48-60 AC	<b>UVR048APK</b>
						48-60 DC	<b>UVR048DPK</b>
						110-127 AC	<b>UVR120APK</b>
						110-125 DC	<b>UVR125DPK</b>
						208-240 AC	<b>UVR240APK</b>
						220-250 DC	<b>UVR250DPK</b>
						380-500 AC	<b>UVR480APK</b>
						525-600 AC	<b>UVR600APK</b>

Right Pole Mounted	Catalog Number	Right Pole Mounted	Catalog Number	Left Pole Mounted	Catalog Number	Left Pole Mounted	Catalog Number
240V Rated		240V Rated		Voltage Range		Voltage Range	
1NO/1NC	<b>AUX1A1BPK</b>	1 make/1 break	<b>ALM1M1BJPK</b>	12 AC/DC	<b>SNT012CPK</b>	12 AC	<b>UVR012APK</b>
2NO/2NC	<b>AUX2A2BPK</b>	2 make/2 break	<b>ALM2M2BJPK</b>	24-60 AC/DC	<b>SNT060CPK</b>	12 DC	<b>UVR012DPK</b>
If both an alarm switch and an auxiliary switch are required, use catalog number <b>AUXALRMJPK</b> (right pole mounted)				110-240 AC/DC	<b>SNT120CPK</b>	24 AC	<b>UVR024APK</b>
				380-600 AC	<b>SNT480CPK</b>	24 DC	<b>UVR024DPK</b>
						48-60 AC	<b>UVR048APK</b>
						48-60 DC	<b>UVR048DPK</b>
						110-127 AC	<b>UVR120APK</b>
						110-125 DC	<b>UVR125DPK</b>
						208-240 AC	<b>UVR240APK</b>
						220-250 DC	<b>UVR250DPK</b>
						380-500 AC	<b>UVR480APK</b>
						525-600 AC	<b>UVR600APK</b>

Right Pole Mounted	Catalog Number	Right Pole Mounted	Catalog Number	Left Pole Mounted	Catalog Number	Left Pole Mounted	Catalog Number
240V Rated		240V Rated		Voltage Range		Voltage Range	
1NO/1NC	<b>A1X5PK</b>	1 make/1 break	<b>A1L5RPK</b>	9-24 AC/DC	<b>SNT5LP03K</b>	24 AC	<b>UVH5LP03K</b>
2NO/2NC	<b>A2X5PK</b>			110-240 AC/DC	<b>SNT5LP11K</b>	48 DC	<b>UVH5LP23K</b>
If both an alarm switch and an auxiliary switch are required, use catalog number <b>AA115RPK</b> (right pole mounted)				380-440 AC/DC	<b>SNT5LP14K</b>	110-127 AC	<b>UVH5LP08K</b>
				480-600 AC/DC	<b>SNT5LP18K</b>	208-240 AC	<b>UVH5LP11K</b>

Eaton is dedicated to ensuring that reliable, efficient and safe power is available when it's needed most. With unparalleled knowledge of electrical power management across industries, experts at Eaton deliver customized, integrated solutions to solve our customers' most critical challenges.

Our focus is on delivering the right solution for the application. But, decision makers demand more than just innovative products. They turn to Eaton for an unwavering commitment to personal support that makes customer success a top priority. For more information, visit [www.eaton.com/electrical](http://www.eaton.com/electrical).

**Molded-case circuit breakers**

Series G<sup>®</sup> quick selector


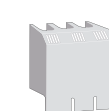
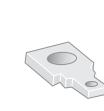
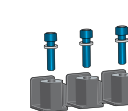

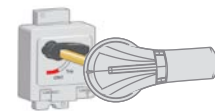


**Eaton**  
1000 Eaton Boulevard  
Cleveland, OH 44122  
United States  
Eaton.com

© 2014 Eaton  
All Rights Reserved  
Printed in USA  
Publication No. BR01200004E / Z14744  
January 2014

Eaton is a registered trademark.  
All other trademarks are property of their respective owners.





Molded-Case Breaker Based on Electrical Standard (Three-Pole Versions Listed, Other Versions Available)

UL® 489 / CSA® C22.2 No. 5 / IEC 947-2



125A EG-Frame
3.00" W x 5.50" H x 2.99" D
(76.2 mm W x 139.7 mm H x 75.9 mm D)
(Includes mounting hardware and terminals)
(Optional DIN rail kit available, catalog number EF34DIN, package quantity of 1)

Table with columns: Voltage, Amperes, Interruption Rating, Catalog Number. Lists specifications for 125A EG-Frame breakers.

UL 508 / CSA 22.2 No. 14

Table with columns: Continuous Amperes, Catalog Number. Lists specifications for UL 508 motor circuit protectors.

High-Performance Handle Mechanisms

Table with columns: Rotary Through Door, Type 1, 12, 3R versions, Type 4/4X versions. Lists handle mechanisms.

Table with columns: Direct Connect, Flange Mount Flex Shaft. Lists connection types.

Table with columns: Terminals, Multiwire, End Cap Kit. Lists terminal and wiring options.

Table with columns: Control Wire Terminal, Terminal Shields, Interphase Barriers. Lists safety and control options.

Table with columns: Padlocks / Snap-On, Earth Leakage Modules, Plug-In Adaptors. Lists safety and installation options.

Table with columns: Voltage, Amperes, Interruption Rating, Catalog Number. Lists specifications for 250A JG-Frame breakers.



250A JG-Frame
4.125" W x 7.00" H x 3.57" D
(104.5 mm W x 177.8 mm H x 90.7 mm D)
(Includes mounting hardware and terminals)

Table with columns: Continuous Amperes, Catalog Number. Lists specifications for 250A JG-Frame motor circuit protectors.

Table with columns: Type 1, 12 versions, Type 3R, 4/4X versions. Lists handle mechanisms.

Table with columns: Standard black handle, Red handle, With door interlock black handle, With door interlock red handle. Lists connection types.

Table with columns: Terminals, Multiwire, End Cap Kit. Lists terminal and wiring options.

Table with columns: Control Wire Terminal, Terminal Shields, Interphase Barriers. Lists safety and control options.

Table with columns: Padlocks / Snap-On, Earth Leakage Modules, Plug-In Adaptors. Lists safety and installation options.

Table with columns: Voltage, Amperes, Interruption Rating, Catalog Number. Lists specifications for 630A LG-Frame breakers.



630A LG-Frame
5.48" w x 10.13" H x 4.09" D
(140.0 mm W x 258.0 mm H x 104.0 mm D)
(Includes mounting hardware and terminals)

Table with columns: Continuous Amperes, Catalog Number. Lists specifications for 630A LG-Frame motor circuit protectors.

Table with columns: Type 1, 12 versions, Type 3R, 4/4X versions. Lists handle mechanisms.

Table with columns: Standard black handle, Red handle, With door interlock black handle, With door interlock red handle. Lists connection types.

Table with columns: Terminals, Multiwire, End Cap Kit. Lists terminal and wiring options.

Table with columns: Control Wire Terminal, Terminal Shields, Interphase Barriers. Lists safety and control options.

Table with columns: Padlocks / Snap-On, Earth Leakage Modules, Plug-In Adaptors. Lists safety and installation options.

Table with columns: Voltage, Amperes, Interruption Rating, Catalog Number, Type. Lists specifications for 1250A NG-Frame breakers.



1250A NG-Frame
8.25" W x 16.00" H x 5.50" D
(210.0 mm W x 406.0 mm H x 140.0 mm D)
(Includes metric mounting hardware. Terminals ordered separately)

Table with columns: Continuous Amperes, Catalog Number. Lists specifications for 1250A NG-Frame motor circuit protectors.

Table with columns: Black handle, Red handle. Lists handle mechanisms.

Table with columns: Not available. Lists connection types.

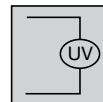
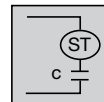
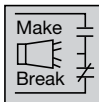
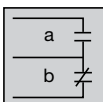
Table with columns: Type 1, 3R, 12 versions, Type 4, 4X versions. Lists terminal and wiring options.

Table with columns: Line or load side, Control Wire Terminal, Terminal Shields, Interphase Barriers. Lists safety and control options.

Table with columns: Cover mount locks, Earth Leakage Modules, Plug-In Adaptors. Lists safety and installation options.

1 Metric mounting hardware. 2 Molded-case switch (MCS) (self-protecting high-magnetic version). 3 Imperial mounting hardware. 4 When using ring terminals, interphase barriers may be needed to provide phase isolation.





**Internal Accessories**

Auxiliary Switch		Bell Alarm		Shunt Trip		Undervoltage Release	
Right Pole Mounted	Catalog Number	Right Pole Mounted	Catalog Number	Left Pole Mounted	Catalog Number	Left Pole Mounted	Catalog Number
240V Rated		240V Rated		Voltage Range		Voltage Range	
1NO/1NC	<b>AUX1A1BPK</b>	1 make/1 break	<b>ALM1M1BEPK</b>	24-60 AC/DC	<b>SNT060CPK</b>	12 AC	<b>UVR012APK</b>
2NO/2NC	<b>AUX2A2BPK</b>	2 make/2 break	<b>ALM2M2BEPK</b>	110-240 AC/DC	<b>SNT120CPK</b>	12 DC	<b>UVR012DPK</b>
If both an alarm switch and an auxiliary switch are required, use catalog number <b>AUXALRMEPK</b> (right pole mounted)				380-600 AC	<b>SNT480CPK</b>	24 AC	<b>UVR024APK</b>
						24 DC	<b>UVR024DPK</b>
						48-60 AC	<b>UVR048APK</b>
						48-60 DC	<b>UVR048DPK</b>
						110-127 AC	<b>UVR120APK</b>
						110-125 DC	<b>UVR125DPK</b>
						208-240 AC	<b>UVR240APK</b>
						220-250 DC	<b>UVR250DPK</b>
						380-500 AC	<b>UVR480APK</b>
						525-600 AC	<b>UVR600APK</b>

Right Pole Mounted	Catalog Number	Right Pole Mounted	Catalog Number	Left Pole Mounted	Catalog Number	Left Pole Mounted	Catalog Number
240V Rated		240V Rated		Voltage Range		Voltage Range	
1NO/1NC	<b>AUX1A1BPK</b>	1 make/1 break	<b>ALM1M1BJPK</b>	12 AC/DC	<b>SNT012CPK</b>	12 AC	<b>UVR012APK</b>
2NO/2NC	<b>AUX2A2BPK</b>	2 make/2 break	<b>ALM2M2BJPK</b>	24-60 AC/DC	<b>SNT060CPK</b>	12 DC	<b>UVR012DPK</b>
If both an alarm switch and an auxiliary switch are required, use catalog number <b>AUXALRMJPK</b> (right pole mounted)				110-240 AC/DC	<b>SNT120CPK</b>	24 AC	<b>UVR024APK</b>
				380-600 AC	<b>SNT480CPK</b>	24 DC	<b>UVR024DPK</b>
						48-60 AC	<b>UVR048APK</b>
						48-60 DC	<b>UVR048DPK</b>
						110-127 AC	<b>UVR120APK</b>
						110-125 DC	<b>UVR125DPK</b>
						208-240 AC	<b>UVR240APK</b>
						220-250 DC	<b>UVR250DPK</b>
						380-500 AC	<b>UVR480APK</b>
						525-600 AC	<b>UVR600APK</b>

Right Pole Mounted	Catalog Number	Right Pole Mounted	Catalog Number	Left Pole Mounted	Catalog Number	Left Pole Mounted	Catalog Number
240V Rated		240V Rated		Voltage Range		Voltage Range	
1NO/1NC	<b>AUX1A1BPK</b>	1 make/1 break	<b>ALM1M1BJPK</b>	12 AC/DC	<b>SNT012CPK</b>	12 AC	<b>UVR012APK</b>
2NO/2NC	<b>AUX2A2BPK</b>	2 make/2 break	<b>ALM2M2BJPK</b>	24-60 AC/DC	<b>SNT060CPK</b>	12 DC	<b>UVR012DPK</b>
If both an alarm switch and an auxiliary switch are required, use catalog number <b>AUXALRMJPK</b> (right pole mounted)				110-240 AC/DC	<b>SNT120CPK</b>	24 AC	<b>UVR024APK</b>
				380-600 AC	<b>SNT480CPK</b>	24 DC	<b>UVR024DPK</b>
						48-60 AC	<b>UVR048APK</b>
						48-60 DC	<b>UVR048DPK</b>
						110-127 AC	<b>UVR120APK</b>
						110-125 DC	<b>UVR125DPK</b>
						208-240 AC	<b>UVR240APK</b>
						220-250 DC	<b>UVR250DPK</b>
						380-500 AC	<b>UVR480APK</b>
						525-600 AC	<b>UVR600APK</b>

Right Pole Mounted	Catalog Number	Right Pole Mounted	Catalog Number	Left Pole Mounted	Catalog Number	Left Pole Mounted	Catalog Number
240V Rated		240V Rated		Voltage Range		Voltage Range	
1NO/1NC	<b>A1X5PK</b>	1 make/1 break	<b>A1L5RPK</b>	9-24 AC/DC	<b>SNT5LP03K</b>	24 AC	<b>UVH5LP03K</b>
2NO/2NC	<b>A2X5PK</b>			110-240 AC/DC	<b>SNT5LP11K</b>	48 DC	<b>UVH5LP23K</b>
If both an alarm switch and an auxiliary switch are required, use catalog number <b>AA115RPK</b> (right pole mounted)				380-440 AC/DC	<b>SNT5LP14K</b>	110-127 AC	<b>UVH5LP08K</b>
				480-600 AC/DC	<b>SNT5LP18K</b>	208-240 AC	<b>UVH5LP11K</b>

Eaton is dedicated to ensuring that reliable, efficient and safe power is available when it's needed most. With unparalleled knowledge of electrical power management across industries, experts at Eaton deliver customized, integrated solutions to solve our customers' most critical challenges.

Our focus is on delivering the right solution for the application. But, decision makers demand more than just innovative products. They turn to Eaton for an unwavering commitment to personal support that makes customer success a top priority. For more information, visit [www.eaton.com/electrical](http://www.eaton.com/electrical).

**Molded-case circuit breakers**

Series G<sup>®</sup> quick selector




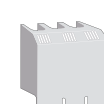
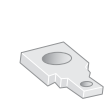
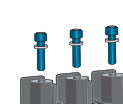

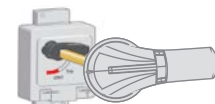
**Eaton**  
1000 Eaton Boulevard  
Cleveland, OH 44122  
United States  
Eaton.com

© 2014 Eaton  
All Rights Reserved  
Printed in USA  
Publication No. BR01200004E / Z14744  
January 2014

Eaton is a registered trademark.

All other trademarks are property of their respective owners.



**Molded-Case Breaker Based on Electrical Standard (Three-Pole Versions Listed, Other Versions Available)****UL® 489 / CSA® C22.2 No. 5 / IEC 947-2**

**125A EG-Frame**

3.00" W x 5.50" H x 2.99" D  
(76.2 mm W x 139.7 mm H x 75.9 mm D)  
(Includes mounting hardware and terminals)  
(Optional DIN rail kit available, catalog number **EF34DIN**, package quantity of 1)

Voltage	Interruption Rating	Interruption Rating
220–240	25 kA	100 kA
380–415	18 kA	70 kA
480	18 kA	65 kA
600Y/347	—	25 kA
660–690	—	6 kA

Amperes	Catalog Number	Catalog Number
15	EGB3015FFG	EGH3015FFG
20	EGB3020FFG	EGH3020FFG
25	EGB3025FFG	EGH3025FFG
30	EGB3030FFG	EGH3030FFG
35	EGB3035FFG	EGH3035FFG
40	EGB3040FFG	EGH3040FFG
45	EGB3045FFG	EGH3045FFG
50	EGB3050FFG	EGH3050FFG
60	EGB3060FFG	EGH3060FFG
70	EGB3070FFG	EGH3070FFG
80	EGB3080FFG	EGH3080FFG
90	EGB3090FFG	EGH3090FFG
100	EGB3100FFG	EGH3100FFG
125	EGB3125FFG	EGK3125KSG
(MCS) 125	—	—

**UL 508 / CSA 22.2 No. 14**

Motor circuit protectors are combination Type D rated with **XT** motor control  
UL File E176513

Continuous Amperes	Catalog Number
3	HMCEP003A0C
7	HMCEP007C0C
15	HMCEP015E0C
30	HMCEP030H1C
50	HMCEP050K2C
70	HMCEP070M2C
100	HMCEP100R3C
100	HMCEP100T3C

**High-Performance Handle Mechanisms****Rotary Through Door**

Type 1, 12, 3R versions:	Type 4/4X versions:
<b>Black handle</b> 6-inch shaft length Order <b>EGHMVD06B</b>	<b>Black handle</b> 6-inch shaft length Order <b>EGHMVD06BX</b>
12-inch shaft length Order <b>EGHMVD12B</b>	12-inch shaft length Order <b>EGHMVD12BX</b>
24-inch shaft length Order <b>EGHMVD24B</b>	24-inch shaft length Order <b>EGHMVD24BX</b>
<b>Red handle</b> 6-inch shaft length Order <b>EGHMVD06R</b>	<b>Red handle</b> 6-inch shaft length Order <b>EGHMVD06RX</b>
12-inch shaft length Order <b>EGHMVD12R</b>	12-inch shaft length Order <b>EGHMVD12RX</b>
24-inch shaft length Order <b>EGHMVD24R</b>	24-inch shaft length Order <b>EGHMVD24RX</b>

**Direct Connect**

Standard black handle	Red handle
Order <b>EHMCCB</b>	Order <b>EHMCCR</b>
<b>With door interlock black handle</b> Order <b>EHMCCBI</b>	<b>With door interlock red handle</b> Order <b>EHMCCRI</b>

**Flange Mount Flex Shaft™**

Type 1, 3R, 12 versions:	Type 1, 3R, 12 versions:
3-foot length Order <b>EHMFS03</b>	3-foot length Order <b>EHMFS03X</b>
10-foot length Order <b>EHMFS10</b>	10-foot length Order <b>EHMFS10X</b>
<b>Type 4, 4X versions:</b> 3-foot length Order <b>EHMFS03X</b>	<b>Type 4, 4X versions:</b> 3-foot length Order <b>EHMFS03X</b>
10-foot length Order <b>EHMFS10X</b>	10-foot length Order <b>EHMFS10X</b>
(Available 3- to 10-foot lengths)	(Available 3- to 10-foot lengths)

**Terminals and Termination Accessory Devices**

Terminals	Multiwire	End Cap Kit	Control Wire Terminal	Terminal Shields	Interphase Barriers
<b>15–125A</b> #14–3/0 AWG Cu/Al 2.5–95 mm² Cu/Al	Order <b>3TA125E3K</b> for (3) #14–2 Order <b>3TA125E6K</b> for (6) #14–6	Order <b>EF3RTDK</b> for imperial Order <b>EF3RTWK</b> for metric	Order <b>GCWTK</b> (Package quantity of 12)	<b>Line or load side:</b> Order <b>EFTS3K</b> (Package quantity of 1)	Order <b>EIPBK</b> (Package quantity of 2)

**Safety Devices**

Padlocks / Snap-On	Earth Leakage Modules	Plug-In Adaptors
<b>Snap-on lock:</b> Lock ON/OFF Order <b>EPHNB</b> Lock OFF only Order <b>EPHBOFF</b> <b>Cover mount locks:</b> Lock ON/OFF Order <b>EPHNL</b> Lock OFF only Order <b>EPHLOFF</b>	Order <b>ELEBN3125W</b> (Up to 125A) (Bottom mounted) (For IEC applications, substitute "E" for the fifth digit)	Order <b>PAD3E</b>

**UL 508 / CSA 22.2 No. 14**

**250A JG-Frame**

4.125" W x 7.00" H x 3.57" D  
(104.5 mm W x 177.8 mm H x 90.7 mm D)  
(Includes mounting hardware and terminals)

Voltage	Interruption Rating	Interruption Rating
220–240	65 kA	100 kA
380–415	25 kA	70 kA
480	25 kA	65 kA
600	18 kA	35 kA
660–690	12 kA	14 kA

Amperes	Catalog Number	Catalog Number
70	JGE3070FAG	JGH3070FAG
90	JGE3090FAG	JGH3090FAG
100	JGE3100FAG	JGH3100FAG
125	JGE3125FAG	JGH3125FAG
150	JGE3150FAG	JGH3150FAG
160	JGE3160AAG	JGH3160AAG
175	JGE3175FAG	JGH3175FAG
200	JGE3200FAG	JGH3200FAG
225	JGE3225FAG	JGH3225FAG
250	JGE3250FAG	JGH3250FAG
(MCS) 250	—	JGK3250KSG

**UL 508 / CSA 22.2 No. 14**

Motor circuit protectors are Type II UL 508 and CSA C22.2 No. 14 rated when used in combination with **XT** motor control  
UL File E176513

Continuous Amperes	Catalog Number
250	HMCPJ250A5L
250	HMCPJ250C5L
250	HMCPJ250D5L
250	HMCPJ250F5L
250	HMCPJ250G5L
250	HMCPJ250J5L
250	HMCPJ250K5L
250	HMCPJ250L5L
250	HMCPJ250W5L

**Rotary Through Door**

Type 1, 12 versions:	Type 3R, 4/4X versions:
<b>Black handle</b> 6-inch shaft length Order <b>JGHMVD06B</b>	<b>Black handle</b> 6-inch shaft length Order <b>JGHMVD06BX</b>
12-inch shaft length Order <b>JGHMVD12B</b>	12-inch shaft length Order <b>JGHMVD12BX</b>
24-inch shaft length Order <b>JGHMVD24B</b>	24-inch shaft length Order <b>JGHMVD24BX</b>
<b>Red handle</b> 6-inch shaft length Order <b>JGHMVD06R</b>	<b>Red handle</b> 6-inch shaft length Order <b>JGHMVD06RX</b>
12-inch shaft length Order <b>JGHMVD12R</b>	12-inch shaft length Order <b>JGHMVD12RX</b>
24-inch shaft length Order <b>JGHMVD24R</b>	24-inch shaft length Order <b>JGHMVD24RX</b>

**Direct Connect**

Standard black handle	Red handle
Order <b>JHMCCB</b>	Order <b>JHMCCR</b>
<b>With door interlock black handle</b> Order <b>JHMCCBI</b>	<b>With door interlock red handle</b> Order <b>JHMCCRI</b>

**Flange Mount Flex Shaft™**

Type 1, 3R, 12 versions:	Type 1, 3R, 12 versions:
3-foot length Order <b>JHMFS03</b>	3-foot length Order <b>JHMFS03X</b>
10-foot length Order <b>JHMFS10</b>	10-foot length Order <b>JHMFS10X</b>
<b>Type 4, 4X versions:</b> 3-foot length Order <b>JHMFS03X</b>	<b>Type 4, 4X versions:</b> 3-foot length Order <b>JHMFS03X</b>
10-foot length Order <b>JHMFS10X</b>	10-foot length Order <b>JHMFS10X</b>
(Available 3- to 10-foot lengths)	(Available 3- to 10-foot lengths)

**Terminals and Termination Accessory Devices**

Terminals	Multiwire	End Cap Kit	Control Wire Terminal	Terminal Shields	Interphase Barriers
<b>70–250A</b> #4–350 AWG Cu/Al 25–185 mm² Cu/Al	Order <b>3TA250FJ3</b> for (3) #14–2 Order <b>3TA250FJ6</b> for (6) #14–6	Order <b>FJ3RTDK</b> for imperial Order <b>FJ3RTWK</b> for metric	Order <b>FJCWTK</b> (Package quantity of 12)	<b>Line or load side:</b> Order <b>FJTS3K</b> (Package quantity of 2)	Order <b>FJIPBK</b> (Package quantity of 2)

**Safety Devices**

Padlocks / Snap-On	Earth Leakage Modules	Plug-In Adaptors
<b>Snap-on lock:</b> Lock OFF only Order <b>FJPHBOFF</b> <b>Cover mount locks:</b> Lock ON/OFF Order <b>FJPHL</b> Lock OFF only Order <b>FJPHLOFF</b>	Order <b>ELJBN3160W</b> (Up to 160A) (Bottom mounted) Order <b>ELJBN3250W</b> (Up to 250A) (Bottom mounted) (For IEC applications, substitute "E" for the fifth digit)	Order <b>PAD3J</b>

**UL 508 / CSA 22.2 No. 14**

**630A LG-Frame**

5.48" w x 10.13" H x 4.09" D  
(140.0 mm W x 258.0 mm H x 104.0 mm D)  
(Includes mounting hardware and terminals)

Voltage	Interruption Rating	Interruption Rating
220–240	65 kA	100 kA
380–415	35 kA	70 kA
480	35 kA	65 kA
600	18 kA	35 kA
660–690	12 kA	25 kA

Amperes	Catalog Number	Catalog Number
250	LGE3250FAG	LGH3250FAG
300	LGE3300FAG	LGH3300FAG
315	—	—
350	LGE3350FAG	LGH3350FAG
400	LGE3400FAG	LGH3400FAG
500	LGE3500FAG	LGH3500FAG
600	LGE3600FAG	LGH3600FAG
(MCS) 400	—	—
(MCS) 630	—	—

**UL 508 / CSA 22.2 No. 14**

Motor circuit protectors are Type II UL 508 and CSA C22.2 No. 14 rated when used in combination with Freedom or **IT** motor control

Continuous Amperes	Catalog Number
600	HMCP600L
600	HMCP600N
600	HMCP600R
600	HMCP600X
600	HMCP600Y
600	HMCP600P
600	HMCP600M

**Rotary Through Door**

Type 1, 12 versions:	Type 3R, 4/4X versions:
<b>Black handle</b> 6-inch shaft length Order <b>LGHMVD06B</b>	<b>Black handle</b> 6-inch shaft length Order <b>LGHMVD06BX</b>
12-inch shaft length Order <b>LGHMVD12B</b>	12-inch shaft length Order <b>LGHMVD12BX</b>
24-inch shaft length Order <b>LGHMVD24B</b>	24-inch shaft length Order <b>LGHMVD24BX</b>
<b>Red handle</b> 6-inch shaft length Order <b>LGHMVD06R</b>	<b>Red handle</b> 6-inch shaft length Order <b>LGHMVD06RX</b>
12-inch shaft length Order <b>LGHMVD12R</b>	12-inch shaft length Order <b>LGHMVD12RX</b>
24-inch shaft length	24-inch shaft length

**Direct Connect**

Standard black handle	Red handle
Order <b>LHMCCB</b>	Order <b>LHMCCR</b>
<b>With door interlock black handle</b> Order <b>LHMCCBI</b>	<b>With door interlock red handle</b> Order <b>LHMCCRI</b>

**Flange Mount Flex Shaft™**

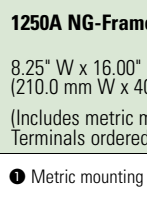
Type 1, 3R, 12 versions:	Type 1, 3R, 12 versions:
4-foot length Order <b>LHMFS04</b>	4-foot length Order <b>LHMFS04X</b>
10-foot length Order <b>LHMFS10</b>	10-foot length Order <b>LHMFS10X</b>
<b>Type 4, 4X versions:</b> 4-foot length Order <b>LHMFS04X</b>	<b>Type 4, 4X versions:</b> 4-foot length Order <b>LHMFS04X</b>
10-foot length Order <b>LHMFS10X</b>	10-foot length Order <b>LHMFS10X</b>
(Available 4- to 10-foot lengths)	(Available 4- to 10-foot lengths)

**Terminals and Termination Accessory Devices**

Terminals	Multiwire	End Cap Kit	Control Wire Terminal	Terminal Shields	Interphase Barriers
<b>100–400A</b> #500–750 AWG Cu/Al (35–240 mm²) Cu/Al <b>630A</b> #2–500 (2) AWG Cu/Al (35–240 mm²) (2) Cu/Al	Not available for LG-Frame breaker	End cap kit: metric only Order <b>L3RTWK</b>	Order <b>3T632LKW</b> (Includes terminal)	<b>Line or load side:</b> Order <b>LTS3K</b>	Order <b>IPB3</b> (Package quantity of 2)

**Safety Devices**

Padlocks / Snap-On	Earth Leakage Modules	Plug-In Adaptors
<b>Cover mount locks:</b> Lock OFF Only Order <b>LBHPOFF</b> Lock ON/OFF Order <b>LPHL</b>	Order <b>ELLBN3400W</b> (Up to 400A) (Bottom mounted) Order <b>ELLBN3630W</b> (Up to 630A) (Bottom mounted) (For IEC applications, substitute "E" for the fifth digit)	Order <b>PAD3LG</b>

**UL 508 / CSA 22.2 No. 14**

**1250A NG-Frame**

8.25" W x 16.00" H x 5.50" D  
(210.0 mm W x 406.0 mm H x 140.0 mm D)  
(Includes metric mounting hardware. Terminals ordered separately)

Voltage	Interruption Rating	Interruption Rating
220–240	85 kA	100 kA
380–415	50 kA	70 kA
480	50 kA	65 kA
600	25 kA	35 kA
660–690	20 kA	25 kA

Amperes	Type	Catalog Number	Type	Catalog Number
800	LS	NGS308033M	LS	NGH308033M
800	LSI	NGS308032M	LSI	NGH308032M
800	LSG	NGS308035M	LSG	NGH308035M
800	LSIG	NGS308036M	LSIG	NGH308036M
(MCS) 800	MCS	NGK3800KSW	MCS	NGK3800KSW
1200	LS	NGS312033M	LS	NGH312033M
1200	LSI	NGS312032M	LSI	NGH312032M
1200	LSG	NGS312035M	LSG	NGH312035M
1200	LSIG	NGS312036M	LSIG	NGH312036M
(MCS) 1200	MCS	NGK312KSW	MCS	NGK312KSW

**UL 508 / CSA 22.2 No. 14**

Motor circuit protectors are Type II UL 508 and CSA C22.2 No. 14 rated when used in combination with Freedom or **IT** motor control

Continuous Amperes	Catalog Number
800	HMCP800X7W
1200	HMCP12Y8W

**Rotary Through Door**

Black handle	Red handle
8-inch shaft length Order <b>NGHMVD08B</b>	8-inch shaft length Order <b>NGHMVD08BX</b>
8-inch shaft length Order <b>NGHMVD08R</b>	8-inch shaft length Order <b>NGHMVD08RX</b>

**Direct Connect**

Standard black handle	Red handle
Not available	Not available

**Flange Mount Flex Shaft™**

Type 1, 3R, 12 versions:	Type 1, 3R, 12 versions:
4-foot length Order <b>F5S04CI</b> (metric)	4-foot length Order <b>F5S04CXI</b> (metric)
10-foot length Order <b>F5S10CI</b> (metric)	10-foot length Order <b>F5S10CXI</b> (metric)
<b>Type 4, 4X versions:</b> 4-foot length Order <b>F5S04CXI</b> (metric)	<b>Type 4, 4X versions:</b> 4-foot length Order <b>F5S04CXI</b> (metric)