

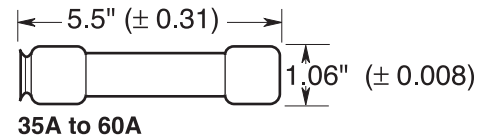
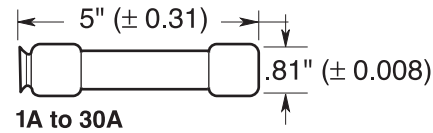
# ECSR

## Class RK5 600Vac, 1 to 60A

### Dual-Element, Time-Delay Fuses



#### Dimensions (inches)



#### Catalog Symbol: ECSR

Dual-Element, Time-Delay – 10 second (minimum) at 500% rated current

#### Current-Limiting

**Volts:** 600Vac (or less)

**Amps:** 1 to 60A

**IR:** 200kA RMS Sym.

**Agency Information:** CE, UL Listed, Std. 248-12, Class RK5, Guide JDDZ, File E162363 CSA Certified, HRCI-R C22.2 No. 248.12, Class 1422-02, File 53787

#### Features

- Provides motor overload, ground fault and short-circuit protection. When used in circuits subject to surge currents such as those caused by motors, transformers and other inductive components, these fuses can be sized close to full load amps to give maximum overcurrent protection.
- Permits the use of smaller and less costly switches. The time-delay feature makes it possible to use fuse amp ratings which are much smaller than those of non time-delay fuses. Considerable cost saving occurs by permitting the use of smaller size switches, panels and fuses themselves.
- Provides a higher degree of short-circuit protection (greater current limitation) in circuits in which surge currents or temporary overloads occur.
- Helps protect motors against burnout from overloads.
- Gives motor running back-up protection to motors without extra costs.

- Helps protect motors against burnout from single phasing on three-phase systems.
- Simplifies and improves blackout prevention (selective coordination).
- Dual-element fuses can be applied in circuits subject to temporary motor overloads and surge currents to provide both high-performance, short-circuit and overload protection.
- The overload element provides protection against low level overcurrent of overloads and will hold an overload which is five times greater than the amp rating of the fuse for a minimum of ten seconds.

#### Catalog Numbers (amps)

ECSR1	ECSR7	ECSR17.5	ECSR45
ECSR2	ECSR8	ECSR20	ECSR50
ECSR3	ECSR9	ECSR25	ECSR60
ECSR4	ECSR10	ECSR30	
ECSR5	ECSR12	ECSR35	
ECSR6	ECSR15	ECSR40	

#### Carton Quantity and Weight

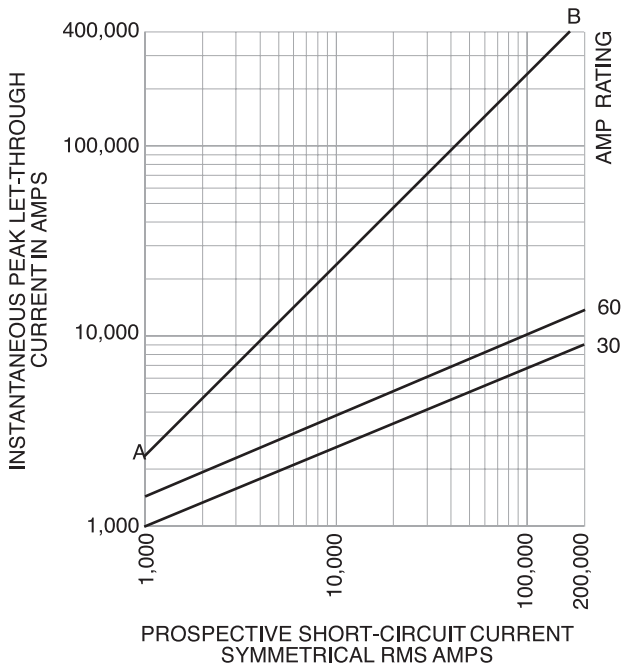
Amps	Carton Quantity	Weight per Carton	
		lbs	kg
1-15	10	0.40	0.18
17.5-30	10	0.50	0.28
35-60	10	3.10	1.41

# ECSR

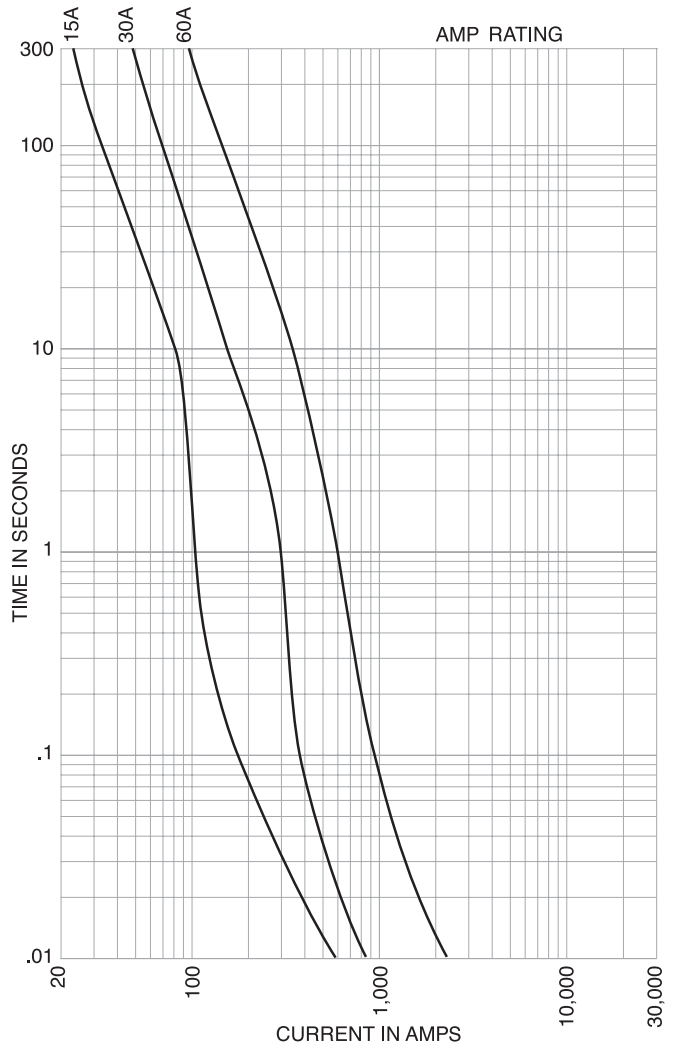
## Class RK5 600Vac, 1 to 60A

### Dual-Element, Time-Delay Fuses

#### Current Limitation Curves



#### Time-Current Characteristic Curves—Average Melt



#### Class R Fuse Blocks (600V) Catalog Data

(Clip Retaining Spring Standard, Suffix "R")

Amps	Poles	Basic Catalog Number	Terminal Type (Suffix No.)			
			Screw		Box Lug	
			—	with Pres. Plate	—	with Clip Cu only
1	1	R60030-1	SR	PR	CR	—
to	2	R60030-2	SR	PR	CR	COR
30	3	R60030-3	SR	PR	CR	COR
31	1	R60060-1	—	—	CR	—
to	2	R60060-2	—	—	CR	—
60	3	R60060-3	—	—	CR	—

#### Fuse Reducers For Class R Fuses

Equipment Fuse Clips	Desired Fuse (Case) Size	Catalog Number (Pairs) 600V
60A	30A	No. 663-R
100A	30A	No. 216-R
	60A	No. 616-R
200A	60A	No. 626-R

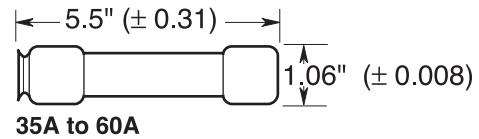
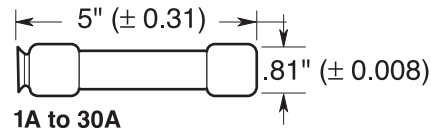
The only controlled copy of this document is the electronic read-only version maintained by Cooper Bussmann. All other copies of this document are by definition uncontrolled. This bulletin is intended to clearly present comprehensive product data and provide technical information that will help the end user with design applications. Cooper Bussmann reserves the right, without notice, to change design or construction of any products and to discontinue or limit distribution of any products. Cooper Bussmann also reserves the right to change or update, without notice, any technical information contained in this bulletin. Once a product has been selected, it should be tested by the user in all possible applications.

# ECSR

## Class RK5 600Vac, 1 to 60A Dual-Element, Time-Delay Fuses



### Dimensions (inches)



### Catalog Symbol: ECSR

Dual-Element, Time-Delay – 10 second (minimum) at 500% rated current

#### Current-Limiting

**Volts:** 600Vac (or less)

**Amps:** 1 to 60A

**IR:** 200kA RMS Sym.

**Agency Information:** CE, UL Listed, Std. 248-12, Class RK5, Guide JDDZ, File E162363 CSA Certified, HRCI-R C22.2 No. 248.12, Class 1422-02, File 53787

### Features

- Provides motor overload, ground fault and short-circuit protection. When used in circuits subject to surge currents such as those caused by motors, transformers and other inductive components, these fuses can be sized close to full load amps to give maximum overcurrent protection.
- Permits the use of smaller and less costly switches. The time-delay feature makes it possible to use fuse amp ratings which are much smaller than those of non time-delay fuses. Considerable cost saving occurs by permitting the use of smaller size switches, panels and fuses themselves.
- Provides a higher degree of short-circuit protection (greater current limitation) in circuits in which surge currents or temporary overloads occur.
- Helps protect motors against burnout from overloads.
- Gives motor running back-up protection to motors without extra costs.

- Helps protect motors against burnout from single phasing on three-phase systems.
- Simplifies and improves blackout prevention (selective coordination).
- Dual-element fuses can be applied in circuits subject to temporary motor overloads and surge currents to provide both high-performance, short-circuit and overload protection.
- The overload element provides protection against low level overcurrent of overloads and will hold an overload which is five times greater than the amp rating of the fuse for a minimum of ten seconds.

### Catalog Numbers (amps)

ECSR1	ECSR7	ECSR17.5	ECSR45
ECSR2	ECSR8	ECSR20	ECSR50
ECSR3	ECSR9	ECSR25	ECSR60
ECSR4	ECSR10	ECSR30	
ECSR5	ECSR12	ECSR35	
ECSR6	ECSR15	ECSR40	

### Carton Quantity and Weight

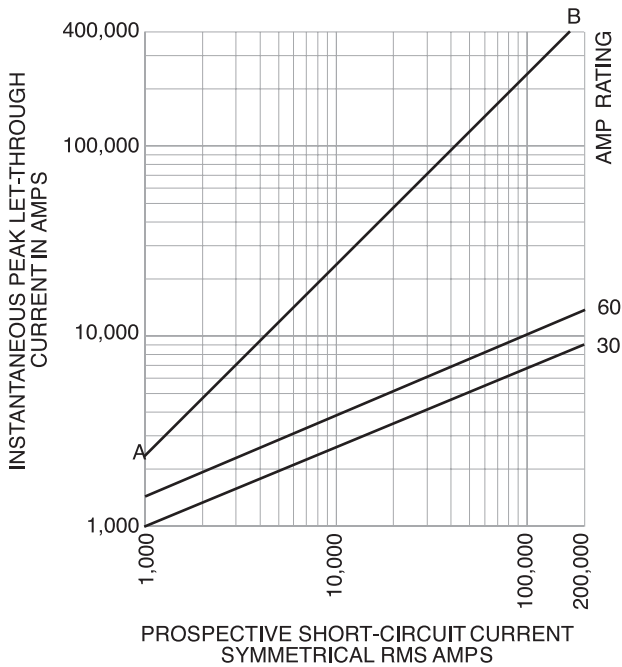
Amps	Carton Quantity	Weight per Carton	
		lbs	kg
1-15	10	0.40	0.18
17.5-30	10	0.50	0.28
35-60	10	3.10	1.41

# ECSR

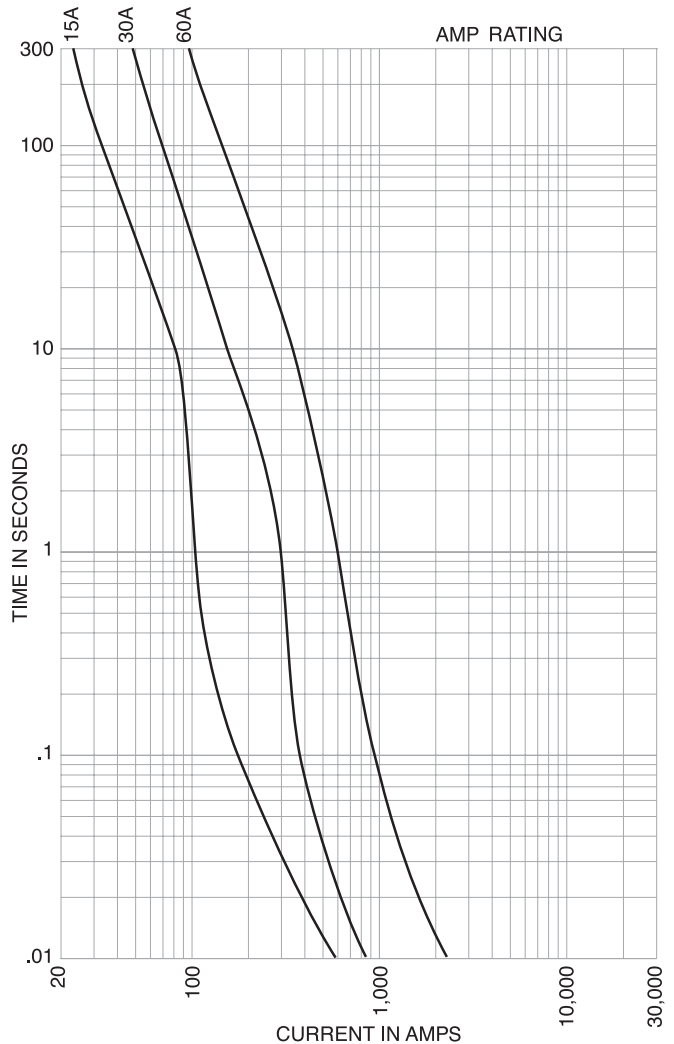
## Class RK5 600Vac, 1 to 60A

### Dual-Element, Time-Delay Fuses

#### Current Limitation Curves



#### Time-Current Characteristic Curves—Average Melt



#### Class R Fuse Blocks (600V) Catalog Data

(Clip Retaining Spring Standard, Suffix "R")

Amps	Poles	Basic Catalog Number	Terminal Type (Suffix No.)			
			Screw		Box Lug	
			—	with Pres. Plate	—	with Clip Cu only
1	1	R60030-1	SR	PR	CR	—
to	2	R60030-2	SR	PR	CR	COR
30	3	R60030-3	SR	PR	CR	COR
31	1	R60060-1	—	—	CR	—
to	2	R60060-2	—	—	CR	—
60	3	R60060-3	—	—	CR	—

#### Fuse Reducers For Class R Fuses

Equipment Fuse Clips	Desired Fuse (Case) Size	Catalog Number (Pairs) 600V
60A	30A	No. 663-R
100A	30A	No. 216-R
	60A	No. 616-R
200A	60A	No. 626-R

The only controlled copy of this document is the electronic read-only version maintained by Cooper Bussmann. All other copies of this document are by definition uncontrolled. This bulletin is intended to clearly present comprehensive product data and provide technical information that will help the end user with design applications. Cooper Bussmann reserves the right, without notice, to change design or construction of any products and to discontinue or limit distribution of any products. Cooper Bussmann also reserves the right to change or update, without notice, any technical information contained in this bulletin. Once a product has been selected, it should be tested by the user in all possible applications.