

**Description**

The E4RTATSB is a remodel Non-IC Air-Tite™ housing optimized and listed for EISA compliant tungsten-halogen lamps, CFL and LED lamps as well as incandescent. Housing features an adjustable socket bracket, and is suitable for residential or commercial applications. Installation in non-insulated ceilings with Air-Tite code compliant construction. If insulation is present it must be kept 3" from all sides of the housing. May be retrofit with compatible Halo LED lighting systems.

Catalog #		Type
Project		
Comments		Date
Prepared by		

**Specification Features**

**Housing**

- Die-formed CRS
- For installation from below the finished ceiling
- Air-Tite gasket pre-installed on remodel flange

**Remodel Clips**

- Four remodel clips secure housing and accommodates 1/2" and 5/8" ceiling materials.

**Junction Box**

- Seven conduit knockouts are uniform 1/2" size with true pry-out slots
- Four pry-outs with integral strain relief simplify "NM" non-metallic sheathed cable installation
- Three quick connect wire connectors included

**Includes:**

**Quick Connect™**

- (3) Push wire nuts included, for speed & reliability
- Clear caps for wire connection visibility

**Air-Tite™ code compliant**

- ASTM E283 compliant

**Socket**

- Adjustable position porcelain socket with nickel plated brass screw shell provides flexibility in lamp positioning.

**Thermal Protector**

- Self resetting thermal protector deactivates fixture if overheating occurs due to improper lamping or misapplied insulation.

**Trims**

- Halo Fit-All concept offers multiple trim options in a variety of design styles, and functional beam distributions to control beam angle and lumen delivery in accommodating various lamp types

**Compliance**

- cULus Listed 1598 Luminaire
- cULus Listed for Damp Location
- cULus Listed for Wet Location, with select trims
- RoHS compliant
- Air-Tite code compliant. Certified under ASTM E283; not exceeding 2.0 cfm (0.944 L/s) air leakage rate tested at a 1.57 psf (75 Pa) pressure differential



**E4RTATSB**

**4" Non-Insulated Ceiling AIR-TITE Remodel Housing with Adjustable Socket Bracket**

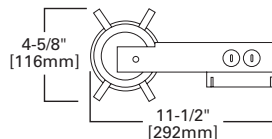
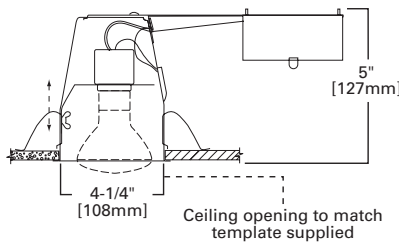
4" Trims



**FOR USE IN EXISTING CEILINGS**

**FOR USE IN NON-INSULATED CEILINGS OR INSULATED CEILINGS BUT INSULATION MUST BE KEPT 3" FROM ALL SIDES OF FIXTURE**

**Dimensions**



## Ordering Information

Sample Number: E4RTATSB 4003SC

Order housing, trim and lamp (by others) separately for a complete luminaire.

### Housing

E4RTATSB = 4" non-insulated ceiling AIR-TITE small aperture remodel housing with adjustable socket bracket

### Trims

#### Reflectors



##### 999 Reflector Cone

OD: 5-1/16" [129mm]

- 999P=Specular Clear, White Trim Ring
- 999RG=Residential Gold, White Trim Ring
- 999W=White Reflector, White Trim Ring
- 999H=Haze Reflector, White Trim Ring
- 999MB=Specular Black Reflector, White Trim Ring
- 999SN=Satin Nickel Reflector with Satin Nickel Trim Ring
- 999TBZ=Tuscan Bronze Reflector with Tuscan Bronze Trim Ring



##### 4003 Reflector Cone

OD: 4-3/4" [120mm]

- 4003SC=Specular Clear Reflector, White Trim Ring

#### Baffles



##### 953 Metal Baffle

OD: 5-1/16" [129mm]

- 953P=Black Baffle with White Trim Ring
- 953W=White Baffle with White Trim Ring
- 953SN=Satin Nickel Baffle with Satin Nickel Trim Ring
- 953TBZ=Tuscan Bronze Baffle with Tuscan Bronze Trim Ring



##### 990 Pinhole Trim

OD: 5-1/16" [129mm]

- 990P=White Die Cast Trim
- 990AC=Antique Copper Die Cast Trim
- 990SN=Satin Nickel Die Cast Trim
- 990TBZ=Tuscan Bronze Die Cast Trim

#### Baffles



##### 992 Wall Wash with Baffle

OD: 5-1/16" [129mm]

- 992P=White Scoop and Trim Ring, Black Baffle
- 992AC=Antique Copper, Scoop and Trim Ring, Black Baffle
- 992W=White Scoop and Trim Ring, White Baffle
- 992SN=Satin Nickel Scoop and Trim Ring, Black Baffle
- 992TBZ=Tuscan Bronze Scoop and Trim Ring, Black Baffle



##### 993 Coil Baffle

OD: 5-1/16" [129mm]

- 993P=Black Baffle with White Trim Ring
- 993W=White Baffle with White Trim Ring
- 993SN=Black Baffle with Satin Nickel Trim Ring
- 993TBZ=Black baffle with Tuscan Bronze Trim Ring



##### 4001 Step Baffle

OD: 4-3/4" [120mm]

- 4001BB=Black Plastic Baffle, White Trim Ring
- 4001WB=White Plastic Baffle, White Trim Ring



##### 4010 Metal Baffle

OD: 5" [127mm]

- 4010BB=Black Metal Baffle, White Trim Ring
- 4010WB=White Metal Baffle, White Trim Ring



##### 4013 Metal Baffle

OD: 5" [127mm]

- 4013BB=Black Metal Baffle, White Trim Ring
- 4013WB=White Metal Baffle, White Trim Ring

#### Adjustable



##### 996 Eyeball 15° Tilt

OD: 5-1/16" [129mm]

- 996P=White Eyeball
- 996SN=Satin Nickel Eyeball
- 996TBZ=Tuscan Bronze Eyeball



##### 998 Eyeball 30° Tilt

OD: 5-1/16" [129mm]

- 998P=White Eyeball
- 998SN=Satin Nickel Eyeball
- 998TBZ=Tuscan Bronze Eyeball



##### 4002 Eyeball

OD: 4-3/4" [120mm]

- 4002WH=White Eyeball

#### Lens / Wet Location Listed



##### 951 Prismatic Glass Lens with Full Cone Reflector

- 951PS=Full Reflector and Glass Lens, White Trim
- 951SNS=Full Reflector and Glass Lens, Satin Nickel Trim
- 951TBZS=Full Reflector and Glass Lens, Tuscan Bronze Trim



##### 952 Cone Reflector

- 952PS=White Trim Ring, Dome Lens Shower Light



##### 945 Metropolitan Ice Light

OD: 5-5/16" [135mm]

- 945=Clear Frosted
- 945Blue=Blue Frosted



##### 4055 Prismatic Glass Lens Shower Light

OD: 4-3/4" [120mm]

- 4055WH=Shower Light, White Trim Ring, Prismatic Flat Glass Lens



For use in Halo listed housings.

**Description**

The E4RTATSB is a remodel Non-IC Air-Tite™ housing optimized and listed for EISA compliant tungsten-halogen lamps, CFL and LED lamps as well as incandescent. Housing features an adjustable socket bracket, and is suitable for residential or commercial applications. Installation in non-insulated ceilings with Air-Tite code compliant construction. If insulation is present it must be kept 3" from all sides of the housing. May be retrofit with compatible Halo LED lighting systems.

Catalog #		Type
Project		
Comments		Date
Prepared by		

**Specification Features**

**Housing**

- Die-formed CRS
- For installation from below the finished ceiling
- Air-Tite gasket pre-installed on remodel flange

**Remodel Clips**

- Four remodel clips secure housing and accommodates 1/2" and 5/8" ceiling materials.

**Junction Box**

- Seven conduit knockouts are uniform 1/2" size with true pry-out slots
- Four pry-outs with integral strain relief simplify "NM" non-metallic sheathed cable installation
- Three quick connect wire connectors included

**Includes:**

**Quick Connect™**

- (3) Push wire nuts included, for speed & reliability
- Clear caps for wire connection visibility

**Air-Tite™ code compliant**

- ASTM E283 compliant

**Socket**

- Adjustable position porcelain socket with nickel plated brass screw shell provides flexibility in lamp positioning.

**Thermal Protector**

- Self resetting thermal protector deactivates fixture if overheating occurs due to improper lamping or misapplied insulation.

**Trims**

- Halo Fit-All concept offers multiple trim options in a variety of design styles, and functional beam distributions to control beam angle and lumen delivery in accommodating various lamp types

**Compliance**

- cULus Listed 1598 Luminaire
- cULus Listed for Damp Location
- cULus Listed for Wet Location, with select trims
- RoHS compliant
- Air-Tite code compliant. Certified under ASTM E283; not exceeding 2.0 cfm (0.944 L/s) air leakage rate tested at a 1.57 psf (75 Pa) pressure differential



**E4RTATSB**

**4" Non-Insulated Ceiling  
AIR-TITE Remodel Housing  
with Adjustable Socket  
Bracket**

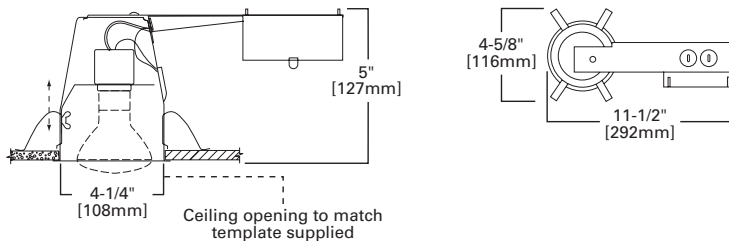
4" Trims



**FOR USE IN EXISTING  
CEILINGS**

**FOR USE IN  
NON-INSULATED CEILINGS  
OR  
INSULATED CEILINGS BUT  
INSULATION MUST BE  
KEPT 3" FROM ALL SIDES  
OF FIXTURE**

**Dimensions**



**Special Features**

Quick Connect™ push wire nuts  
Air-Tite™ code compliant

## Ordering Information

Sample Number: E4RTATSB 4003SC

Order housing, trim and lamp (by others) separately for a complete luminaire.

## Housing

E4RTATSB = 4" non-insulated ceiling AIR-TITE small aperture remodel housing with adjustable socket bracket

## Trims

### Reflectors



#### 999 Reflector Cone

OD: 5-1/16" [129mm]

- 999P=Specular Clear, White Trim Ring
- 999RG=Residential Gold, White Trim Ring
- 999W=White Reflector, White Trim Ring
- 999H=Haze Reflector, White Trim Ring
- 999MB=Specular Black Reflector, White Trim Ring
- 999SN=Satin Nickel Reflector with Satin Nickel Trim Ring
- 999TBZ=Tuscan Bronze Reflector with Tuscan Bronze Trim Ring



#### 4003 Reflector Cone

OD: 4-3/4" [120mm]

- 4003SC=Specular Clear Reflector, White Trim Ring

### Baffles



#### 953 Metal Baffle

OD: 5-1/16" [129mm]

- 953P=Black Baffle with White Trim Ring
- 953W=White Baffle with White Trim Ring
- 953SN=Satin Nickel Baffle with Satin Nickel Trim Ring
- 953TBZ=Tuscan Bronze Baffle with Tuscan Bronze Trim Ring



#### 990 Pinhole Trim

OD: 5-1/16" [129mm]

- 990P=White Die Cast Trim
- 990AC=Antique Copper Die Cast Trim
- 990SN=Satin Nickel Die Cast Trim
- 990TBZ=Tuscan Bronze Die Cast Trim

### Baffles



#### 992 Wall Wash with Baffle

OD: 5-1/16" [129mm]

- 992P=White Scoop and Trim Ring, Black Baffle
- 992AC=Antique Copper, Scoop and Trim Ring, Black Baffle
- 992W=White Scoop and Trim Ring, White Baffle
- 992SN=Satin Nickel Scoop and Trim Ring, Black Baffle
- 992TBZ=Tuscan Bronze Scoop and Trim Ring, Black Baffle



#### 993 Coil Baffle

OD: 5-1/16" [129mm]

- 993P=Black Baffle with White Trim Ring
- 993W=White Baffle with White Trim Ring
- 993SN=Black Baffle with Satin Nickel Trim Ring
- 993TBZ=Black baffle with Tuscan Bronze Trim Ring



#### 4001 Step Baffle

OD: 4-3/4" [120mm]

- 4001BB=Black Plastic Baffle, White Trim Ring
- 4001WB=White Plastic Baffle, White Trim Ring



#### 4010 Metal Baffle

OD: 5" [127mm]

- 4010BB=Black Metal Baffle, White Trim Ring
- 4010WB=White Metal Baffle, White Trim Ring



#### 4013 Metal Baffle

OD: 5" [127mm]

- 4013BB=Black Metal Baffle, White Trim Ring
- 4013WB=White Metal Baffle, White Trim Ring

### Adjustable



#### 996 Eyeball 15° Tilt

OD: 5-1/16" [129mm]

- 996P=White Eyeball
- 996SN=Satin Nickel Eyeball
- 996TBZ=Tuscan Bronze Eyeball



#### 998 Eyeball 30° Tilt

OD: 5-1/16" [129mm]

- 998P=White Eyeball
- 998SN=Satin Nickel Eyeball
- 998TBZ=Tuscan Bronze Eyeball



#### 4002 Eyeball

OD: 4-3/4" [120mm]

- 4002WH=White Eyeball

### Lens / Wet Location Listed



#### 951 Prismatic Glass Lens with Full Cone Reflector

- 951PS=Full Reflector and Glass Lens, White Trim
- 951SNS=Full Reflector and Glass Lens, Satin Nickel Trim
- 951TBZS=Full Reflector and Glass Lens, Tuscan Bronze Trim



#### 952 Cone Reflector

- 952PS=White Trim Ring, Dome Lens Shower Light



#### 945 Metropolitan Ice Light

OD: 5-5/16" [135mm]

- 945=Clear Frosted
- 945Blue=Blue Frosted



#### 4055 Prismatic Glass Lens Shower Light

OD: 4-3/4" [120mm]

- 4055WH=Shower Light, White Trim Ring, Prismatic Flat Glass Lens



For use in Halo listed housings.