

# EATON | Cutler-Hammer

## Heavy-Duty Safety Switch with Bussmann® CUBEFuse™ Fuse Clips

Product Focus



### Introduction

Utilizing Bussmann CUBEFuse fuse clips and larger line side shielding, the new Heavy-Duty Safety Switch with CUBEFuse provisions provides customers an enhanced finger-safe switch with virtually no exposed live parts — even with the door open. This increased protection helps to address a concern that is on many users' minds — arc flash safety. By minimizing the potential of accidental contact with live components, this new offering protects personnel from possible harm.

Unlike standard fuses that have exposed ferrules, Bussmann's CUBEFuse is a stab-in fuse with connection points on the back of the fuse. This design eliminates the possibility of contacting an energized part of the fuse when the switch door is opened, and the switch is in the ON position. Additionally, the new, larger line shield

provides better protection against accidental contact with the safety switch line terminals — that may remain energized even when the switch handle is in the OFF position.

The CUBEFuse is a dual-element, time-delay fuse with Class J Current-Limiting performance. CUBEFuses are 600-volt class with a minimum time delay of 10 seconds at 500% of current. This longer delay reduces the number of nuisance blown fuses caused by temporary overloads and transient surges, making the CUBEFuse ideal for motor circuits.

CUBEFuses are available from 1 – 100 amperes and have standard, built-in blown-fuse indicators to allow operators to ascertain quickly which fuse has opened. This feature provides real value, particularly when employed in a safety switch with viewing window.

The Heavy-Duty Safety Switch with CUBEFuse is available in 30, 60 and 100 ampere ratings and in five different enclosures including NEMA® 1, 3R, 12, 4X (stainless) and 4X Halyester™.

The NEMA 12 and 4X (stainless) are available with a window option, providing increased visibility to the blown fuse indicator, and the NEMA 4X Halyester is available with the clear cover option providing the same functionality. Switches are rated 200 kAIC at 600 Vac throughout the entire product range.

### Standard Features


- Extended line terminal shield.
- "Finger-safe" 30-, 60- or 100-ampere Bussmann CUBEFuse fuse base.
- 200 kAIC interrupting rating, at 600 Vac.
- Visible double break quick-make, quick-break rotary blade K-Switch mechanism.
- Triple padlocking capability.
- Mechanically interlocked door.

### Optional Features

- Viewing window for visible blades and blown fuse indication.
- NEMA 1, 3R, 12, 4X (stainless) and 4X Halyester enclosures.
- EnviroLine stainless steel mechanism.
- Factory-installed Flex Center options.

### Standards and Ratings

- UL® 98 standard for enclosed deadfront switches.
- UL 50 standard for enclosures for electrical equipment.
- 600 Vac maximum.
- 30 – 100 amperes; 3-, 4- and 6-poles.





NEMA 1 CUBEFuse Safety Switch



Enhanced Line Shield

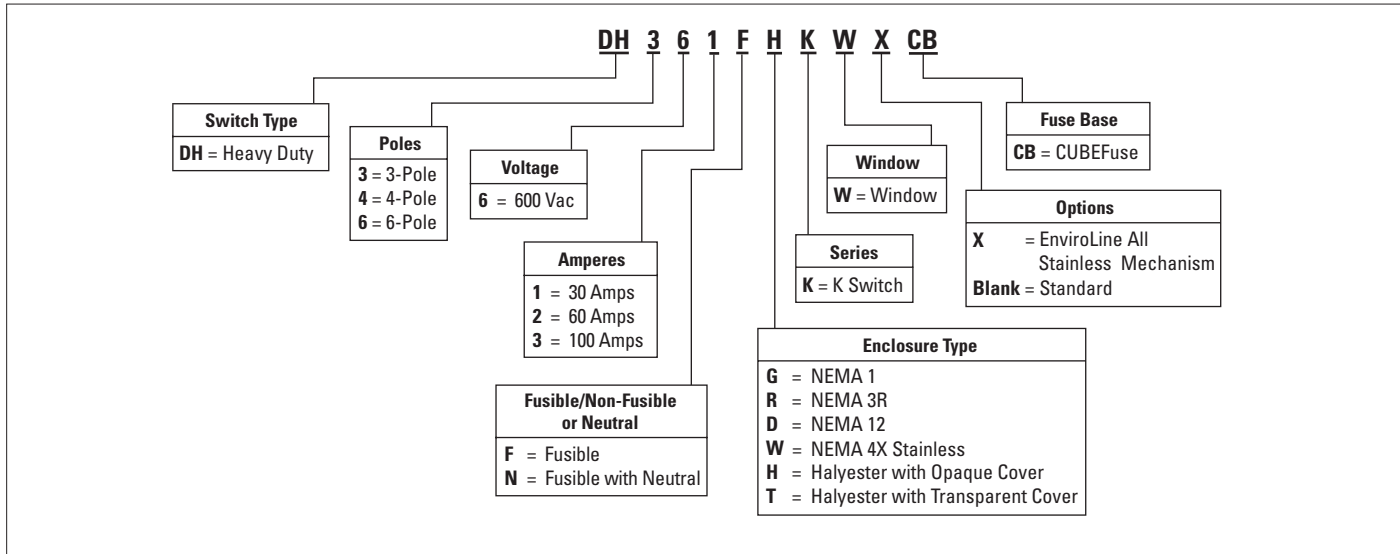


Halyester CUBEFuse Safety Switch with Clear Cover



Enhanced Line Shield and Interlock Defeater

**CUBEFUSE SWITCH CATALOG NUMBERING SYSTEM**



Eaton Electrical Inc.  
1000 Cherrington Parkway  
Moon Township, PA 15108  
United States  
tel: 1-800-525-2000  
www.EatonElectrical.com

Bussmann is a registered trademark of Cooper Industries, Inc. NEMA is the registered trademark and service mark of the National Electrical Manufacturers Association. UL is a registered trademark of Underwriters Laboratories Inc. Cutler-Hammer is a federally registered trademark of Eaton Corporation.



© 2007 Eaton Corporation  
All Rights Reserved  
Printed in USA  
Publication No. PA00801005E / Z5299  
January 2007

# EATON | Cutler-Hammer

## Heavy-Duty Safety Switch with Bussmann® CUBEFuse™ Fuse Clips

Product Focus



### Introduction

Utilizing Bussmann CUBEFuse fuse clips and larger line side shielding, the new Heavy-Duty Safety Switch with CUBEFuse provisions provides customers an enhanced finger-safe switch with virtually no exposed live parts — even with the door open. This increased protection helps to address a concern that is on many users' minds — arc flash safety. By minimizing the potential of accidental contact with live components, this new offering protects personnel from possible harm.

Unlike standard fuses that have exposed ferrules, Bussmann's CUBEFuse is a stab-in fuse with connection points on the back of the fuse. This design eliminates the possibility of contacting an energized part of the fuse when the switch door is opened, and the switch is in the ON position. Additionally, the new, larger line shield

provides better protection against accidental contact with the safety switch line terminals — that may remain energized even when the switch handle is in the OFF position.

The CUBEFuse is a dual-element, time-delay fuse with Class J Current-Limiting performance. CUBEFuses are 600-volt class with a minimum time delay of 10 seconds at 500% of current. This longer delay reduces the number of nuisance blown fuses caused by temporary overloads and transient surges, making the CUBEFuse ideal for motor circuits.

CUBEFuses are available from 1 – 100 amperes and have standard, built-in blown-fuse indicators to allow operators to ascertain quickly which fuse has opened. This feature provides real value, particularly when employed in a safety switch with viewing window.

The Heavy-Duty Safety Switch with CUBEFuse is available in 30, 60 and 100 ampere ratings and in five different enclosures including NEMA® 1, 3R, 12, 4X (stainless) and 4X Halyester™.

The NEMA 12 and 4X (stainless) are available with a window option, providing increased visibility to the blown fuse indicator, and the NEMA 4X Halyester is available with the clear cover option providing the same functionality. Switches are rated 200 kAIC at 600 Vac throughout the entire product range.

### Standard Features


- Extended line terminal shield.
- "Finger-safe" 30-, 60- or 100-ampere Bussmann CUBEFuse fuse base.
- 200 kAIC interrupting rating, at 600 Vac.
- Visible double break quick-make, quick-break rotary blade K-Switch mechanism.
- Triple padlocking capability.
- Mechanically interlocked door.

### Optional Features

- Viewing window for visible blades and blown fuse indication.
- NEMA 1, 3R, 12, 4X (stainless) and 4X Halyester enclosures.
- EnviroLine stainless steel mechanism.
- Factory-installed Flex Center options.

### Standards and Ratings

- UL® 98 standard for enclosed deadfront switches.
- UL 50 standard for enclosures for electrical equipment.
- 600 Vac maximum.
- 30 – 100 amperes; 3-, 4- and 6-poles.





NEMA 1 CUBEFuse Safety Switch



Enhanced Line Shield

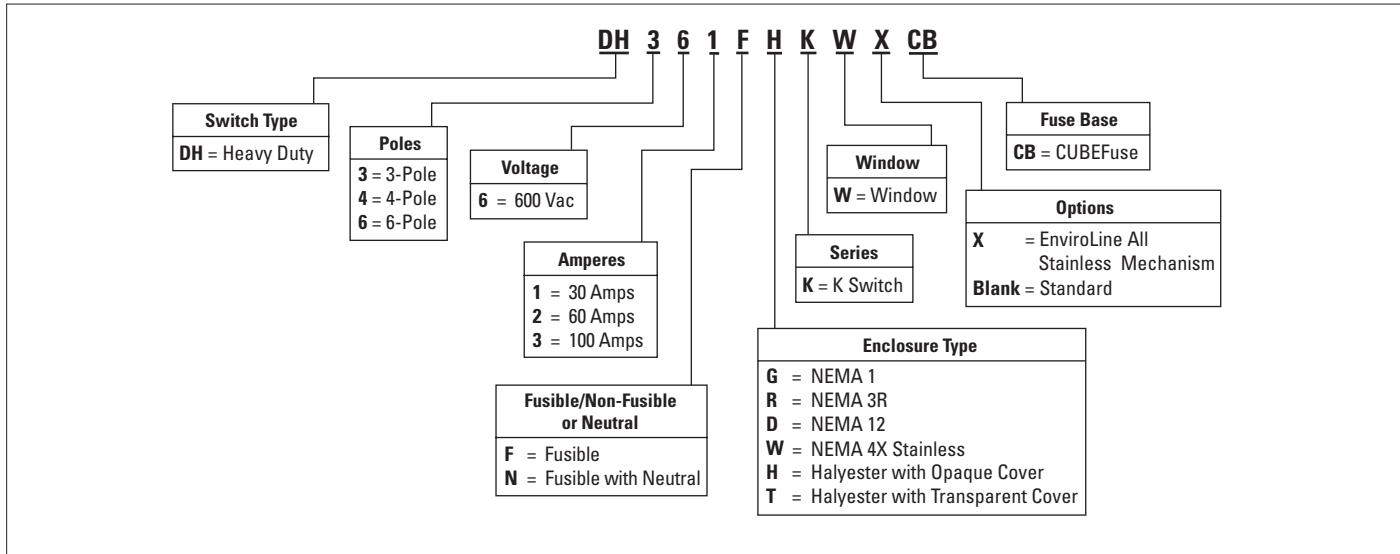


Halyester CUBEFuse Safety Switch with Clear Cover



Enhanced Line Shield and Interlock Defeater

**CUBEFUSE SWITCH CATALOG NUMBERING SYSTEM**



Eaton Electrical Inc.  
 1000 Cherrington Parkway  
 Moon Township, PA 15108  
 United States  
 tel: 1-800-525-2000  
 www.EatonElectrical.com

Bussmann is a registered trademark of Cooper Industries, Inc. NEMA is the registered trademark and service mark of the National Electrical Manufacturers Association. UL is a registered trademark of Underwriters Laboratories Inc. Cutler-Hammer is a federally registered trademark of Eaton Corporation.



© 2007 Eaton Corporation  
 All Rights Reserved  
 Printed in USA  
 Publication No. PA00801005E / Z5299  
 January 2007