

3M™ Direct Bury Splice DBR/Y-6

Instructions

600 V Maximum

Application Temperature 32°F - 120°F (0°C - 49°C)

Maximum Operating Temperature 221°F (105°C)



UL Standard 486D, 3M File No E102356

For use in damp, wet, direct bury, and submersible locations



Meets European Standard EN 61984

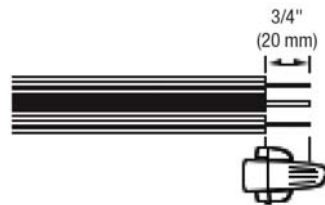
Applicable ratings under this standard: IP68, Pollution Degree 3

⚠ CAUTION

Working around energized systems may cause serious injury or death. Installation should be performed by personnel familiar with good safety practice in handling electrical equipment. De-energize and ground all electrical systems before installing product.

Installation

1. Strip Insulation 3/4".



2. With wire ends even, insert wires into the connector and tighten until secure.



3. Insert the connector all the way into the tube until the connector rests on the bottom.

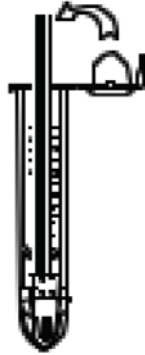


Note: If having difficulty getting the twist-on connector down into the tube when using small gauge wires, use a thin, non-conductive object to push the connector to the bottom of the tube. Upon removal of the object, ensure that no voids or water paths remain in the grease.

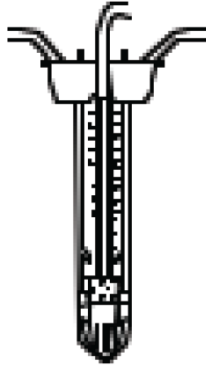
February 2012

78-8129-9276-2 C

4. Fold the wires into the channels.



5. Close the cap.



Common AWG Combinations

2 – 7 #18	1 – 3 #12 w/ 1 #18
2 – 6 #16	1 – 2 #10 sol w/ 1 #18 str
2 – 4 #14	1 – 3 #12 w/ 1 #16
2 – 4 #14	1 – 2 #10 w/ 1 #12
2 – 3 #10	1 – 2 #14 w/ 1 #18

Copper Wire Only, Solid or Stranded* unless noted

*See data sheet for all combinations.

No adverse health effects expected; for professional or industrial use only.
Contains white mineral oil grease, CAS# 8042-47-5

3M is a trademark of 3M Company.

Important Notice:

All statements, technical information, and recommendations related to 3M's products are based on information believed to be reliable, but the accuracy or completeness is not guaranteed. Before using this product, you must evaluate it and determine if it is suitable for your intended application. You assume all risks and liability associated with such use. Any statements related to the product, which are not contained in 3M's current publications, or any contrary statements contained on your purchase order, shall have no force or effect unless expressly agreed upon, in writing, by an authorized officer of 3M.

Warranty; Limited Remedy; Limited Liability:

This product will be free from defects in material and manufacture at the time of purchase. 3M MAKES NO OTHER WARRANTIES INCLUDING, BUT NOT LIMITED TO, ANY IMPLIED WARRANTY OF MERCHANTABILITY OR FITNESS FOR A PARTICULAR PURPOSE. If this product is defective within the warranty period stated above, your exclusive remedy shall be, at 3M's option, to replace or repair the 3M product or refund the purchase price of the 3M product. Except where prohibited by law, 3M will not be liable for any indirect, special, incidental or consequential loss or damage arising from this 3M product, regardless of the legal theory asserted.

3M

Electrical Markets Division
6801 River Place Blvd.
Austin, TX 78726-9000
800.245.3573
Fax 800.245.0329
www.3M.com/electrical

Please Recycle. Printed in USA.
© 3M 2012 All Rights Reserved.
78-8129-9276-2 C