

Cable Tray Ground Clamp

Type CTGC



Use:
Terminates ground wire to cable tray.

- Features:**
- For aluminum or copper conductors.
 - 1/4" hex wrench tightens both tray and conductor set screws.
 - Tray-gripping serrations bite through insulating oxide on surface of aluminum tray.
 - For 1/2" max. straight tray rail, or 1/4" 90° tray rail.
 - Conductor size #6 to 250 MCM

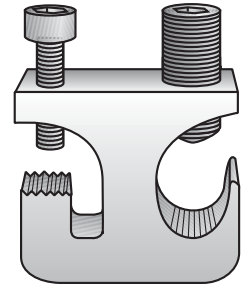
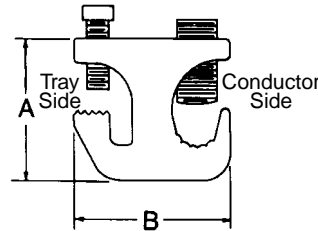
Material/Finish:
Clamp - Extruded Aluminum/Tin Plated
Screws - Steel/Zinc Electroplated

Options:
Stainless steel screws are available - add suffix **SS**

Third Party Certification:

-  UL Listed: E-24264
-  CSA Certified: 009795
For copper conductors only.

Catalog Number	Conductor Range AWG/kcmil		Dimensions in Inches	
	Min.	Max.	A	B
CTGC-6-25A	6	250	2	1 3/4



Type CTGC

Applicable Third Party Standards:

- UL Standard: 467
- CSA Standard: C22.2 No. 41
- NEC 250-77 and 318-6

Ground Rod Clamps

Commodity Grade



Type GRC

Use:
To ground a conductor to a driven ground rod.

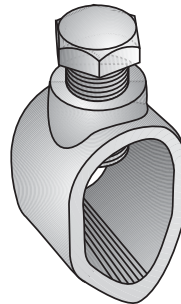
- Features:**
- High strength cast bronze.
 - Suitable for direct burial.

Material:
Cast Bronze

Third Party Certification:

-  UL Listed: E-24264
Suitable for direct burial.
-  CSA Certified: 057250

Applicable Third Party Standards:
UL Standard 467
CSA Standard: C22.2 No. 41
National Electrical Code
Articles 250-112, 250-113 and 250-115
NEMA: FB-1



Type GRC

Catalog Number	Ground Rod Size Inches	Screw Thread Size (UNC-2A)	Conductor Range AWG		Dimensions in Inches		
			Min.	Max.	Max. Height	Max. Width Across Open End	Side Length
GRC-50-02B	1/2	3/8 - 16	10	2	1 13/16	1 3/16	1 1/16
GRC-62-02B	5/8	3/8 - 16	10	2	1 7/8	1 5/16	5/8
GRC-62-10B	3/4	3/8 - 16	8	1/0	1 15/16	7/8	1
GRC-75-10B	1	3/8 - 16	8	1/0	2 1/16	1 1/16	1 1/8

Cable Tray Ground Clamp

Type CTGC



Use:
Terminates ground wire to cable tray.

- Features:**
- For aluminum or copper conductors.
 - 1/4" hex wrench tightens both tray and conductor set screws.
 - Tray-gripping serrations bite through insulating oxide on surface of aluminum tray.
 - For 1/2" max. straight tray rail, or 1/4" 90° tray rail.
 - Conductor size #6 to 250 MCM

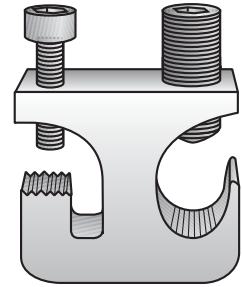
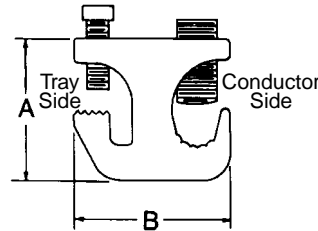
Material/Finish:
Clamp - Extruded Aluminum/Tin Plated
Screws - Steel/Zinc Electroplated

Options:
Stainless steel screws are available - add suffix **SS**

Third Party Certification:

-  UL Listed: E-24264
-  CSA Certified: 009795
For copper conductors only.

Catalog Number	Conductor Range AWG/kcmil		Dimensions in Inches	
	Min.	Max.	A	B
CTGC-6-25A	6	250	2	1 1/4



Type CTGC

Applicable Third Party Standards:

- UL Standard: 467
- CSA Standard: C22.2 No. 41
- NEC 250-77 and 318-6

Ground Rod Clamps

Commodity Grade



Type GRC

Use:
To ground a conductor to a driven ground rod.

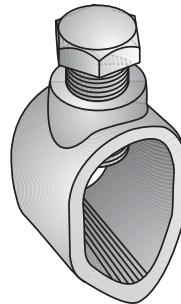
- Features:**
- High strength cast bronze.
 - Suitable for direct burial.

Material:
Cast Bronze

Third Party Certification:

-  UL Listed: E-24264
Suitable for direct burial.
-  CSA Certified: 057250

Applicable Third Party Standards:
UL Standard 467
CSA Standard: C22.2 No. 41
National Electrical Code
Articles 250-112, 250-113 and 250-115
NEMA: FB-1



Type GRC

Catalog Number	Ground Rod Size Inches	Screw Thread Size (UNC-2A)	Conductor Range AWG		Dimensions in Inches		
			Min.	Max.	Max. Height	Max. Width Across Open End	Side Length
GRC-50-02B	1/2	3/8 - 16	10	2	1 1/16	1 3/16	1 1/16
GRC-62-02B	5/8	3/8 - 16	10	2	1 1/8	1 5/16	5/8
GRC-62-10B	3/4	3/8 - 16	8	1/0	1 5/16	7/8	1
GRC-75-10B	1	3/8 - 16	8	1/0	2 1/16	1 1/16	1 1/8