

# Commercial specification grade switches

Project Name:	Prepared By:
Project Number:	Date:
Catalog Number:	Type:

## Description

15A & 20A, 120/277V/AC  
Single Pole, Double Pole, 3-Way, 4-Way

## Design features

- Patent pending spring cup toggle design for robust actuation
- Terminals accept up to #10 AWG solid or stranded
- 120/277V/AC rating ideal for fluorescent lighting fixtures typical in commercial applications
- Terminal screws backed out and ready for wiring
- Tri-combo head mounting and terminal screws ease installation
- Tapered lead-in slots on back wiring holes assist in gathering stranded wires for faster, more secure connections (CSB only)



CSB115W



CSB415W



CS315W



CS420W

**Table 1. Back & Side Wire**

Catalog No.	Description	Amps	Volts	Color Suffix
<input type="checkbox"/> CSB115__	Single Pole Switch	15	120/277	B, GY, LA, V, W
<input type="checkbox"/> CSB215__	Double Pole Switch	15	120/277	B, GY, LA, V, W
<input type="checkbox"/> CSB315__	3-Way Switch	15	120/277	B, GY, LA, V, W
<input type="checkbox"/> CSB415__	4-Way Switch	15	120/277	B, GY, LA, V, W
<input type="checkbox"/> CSB120__	Single Pole Switch	20	120/277	B, GY, LA, V, W
<input type="checkbox"/> CSB220__	Double Pole Switch	20	120/277	B, GY, LA, V, W
<input type="checkbox"/> CSB320__	3-Way Switch	20	120/277	B, GY, LA, V, W
<input type="checkbox"/> CSB420__	4-Way Switch	20	120/277	B, GY, V, W

**Table 2. Side Wire**

Catalog No.	Description	Amps	Volts	Color Suffix
<input type="checkbox"/> CS115__	Single Pole Switch	15	120/277	A, B, BK, GY, LA, V, W
<input type="checkbox"/> CS215__	Double Pole Switch	15	120/277	B, BK, GY, LA, V, W
<input type="checkbox"/> CS315__	3-Way Switch	15	120/277	A, B, BK, GY, LA, V, W
<input type="checkbox"/> CS415__	4-Way Switch	15	120/277	B, GY, LA, V, W
<input type="checkbox"/> CS120__	Single Pole Switch	20	120/277	A, B, BK, GY, LA, V, W
<input type="checkbox"/> CS220__	Double Pole Switch	20	120/277	B, BK, GY, LA, V, W
<input type="checkbox"/> CS320__	3-Way Switch	20	120/277	B, BK, GY, LA, V, W
<input type="checkbox"/> CS420__	4-Way Switch	20	120/277	B, GY, LA, V, W

Compliances, specifications and availability are subject to change without notice.



Powering Business Worldwide

Project Name:	Prepared By:
Project Number:	Date:
Catalog Number:	Type:

## Applications

Commercial specification grade switches are designed to fill the need for high quality in low-abuse commercial areas.

**Table 3. Specifications**

Catalog No.	CSB Series 115/120, 215/220, 315/320	CS Series 115/120, 215/220, 315/320	CSB 415/420, CS 415/420
	Commercial 15A and 20A 120/277V Toggle Switches	Commercial 15A and 20A 120/277V Toggle Switches	Commercial 15A and 20A 120/277V Toggle Switches
<b>Wiring Type</b>	Back & side wire	Side wire	Back & side wire (CSB) side wire (CS)
<b>Testing &amp; Code Compliance</b>	<ul style="list-style-type: none"> <li>• cULus Listed to UL 20, file no. E18704</li> <li>• UL Verified to Federal Spec.WC-896G</li> <li>• File No. 111</li> <li>• NOM Certified</li> </ul>	<ul style="list-style-type: none"> <li>• cULus Listed to UL 20, file no. E18704</li> <li>• UL Verified to Federal Spec WC-896G</li> <li>• File No. 111</li> <li>• NOM Certified</li> </ul>	<ul style="list-style-type: none"> <li>• cULus Listed to UL 20, file no. E18704</li> <li>• UL Verified to Federal Spec WS-896-F</li> <li>• File No. 111</li> <li>• NOM Certified</li> </ul>
<b>Environmental Specifications</b>	<b>Flammability:</b> Meets UL94 requirements; V0 rated <b>Temperature Rating:</b> -20°C to 60°C (-4°F to 140°F)	<b>Flammability:</b> Meets UL94 requirements; V0 rated <b>Temperature Rating:</b> -20°C to 60°C (-4°F to 140°F)	<b>Flammability:</b> Meets UL94 requirements; V2 rated <b>Temperature Rating:</b> -20°C to 60°C (-4°F to 140°F)
<b>Electrical Specifications</b>	<b>Dielectric Voltage:</b> Withstands 1500V per UL 20 <b>Current Interrupting:</b> Yes, at full-rated current <b>Temperature Rise:</b> Max. 30°C (86°F) after 100 cycles of overload and 50,000 cycles of endurance testing	<b>Dielectric Voltage:</b> Withstands 1500V per UL 20 <b>Current Interrupting:</b> Yes, at full-rated current <b>Temperature Rise:</b> Max. 30°C (86°F) after 100 cycles of overload and 50,000 cycles of endurance testing	<b>Dielectric Voltage:</b> Withstands 1500V per UL 20 <b>Current Interrupting:</b> Yes, at full-rated current <b>Temperature Rise:</b> Max. 30°C (86°F) after 100 cycles of overload and 30,000 cycles of endurance testing
<b>Mechanical Specifications</b>	<b>Terminal Accommodation:</b> #14 - 10 AWG <b>Voltage Ratings:</b> Permanently marked on device <b>Horsepower Ratings:</b> Rated for motor loads per UL20: 15A: @ 120V/AC = 1/2 HP, @ 240V/AC = 2 HP; @ 277V/AC = 2 HP, Max. amps 12A. 20A: @ 120V/AC = 1 HP, @ 240V/AC = 2 HP; @ 277V/AC = 2 HP, Max. amps 16A	<b>Terminal Accommodation:</b> #14 - 10 AWG <b>Voltage Ratings:</b> Permanently marked on device <b>Horsepower Ratings:</b> Rated for motor loads per UL20: 15A: @ 120V/AC = 1/2 HP, @ 240V/AC = 2 HP; @ 277V/AC = 2 HP, Max. amps 12A. 20A: @ 120V/AC = 1 HP, @ 240V/AC = 2 HP; @ 277V/AC = 2 HP, Max. amps 16A	<b>Terminal Accommodation:</b> #14 - 10 AWG <b>Voltage Ratings:</b> Permanently marked on device <b>Horsepower Ratings:</b> Rated for motor loads per UL20: 15A: @ 120V/AC = 1/2 HP, @ 240V/AC = 2 HP; @ 277V/AC = 2 HP, Max. amps 12A. 20A: @ 120V/AC = 1 HP, @ 240V/AC = 2 HP; @ 277V/AC = 2 HP, Max. amps 16A

**Table 4. Materials**

Catalog No.	CSB Series 115/120, 215/220, 315/320	CS Series 115/120, 215/220, 315/320	CSB 415/420, CS 415/420
	Commercial 15A and 20A 120/277V Toggle Switches	Commercial 15A and 20A 120/277V Toggle Switches	Commercial 15A and 20A 120/277V Toggle Switches
<b>Toggle</b>	Nylon	Nylon	Nylon
<b>Top Housing</b>	PVC	PVC	Polycarbonate
<b>Bottom Housing</b>	PVC	PVC	Polycarbonate
<b>Strap</b>	0.045" thick steel, zinc plated	0.045" thick galvanized steel, nickel plated	0.050" thick galvanized steel
<b>Auto Ground Clip</b>	N/A	N/A	0.015" thick brass
<b>Terminals</b>	0.031" thick brass	0.031" thick high performance copper alloy	0.030" thick brass
<b>Terminal Screws</b>	#8-32 steel, brass plated or zinc plated	#8-32 steel, brass plated or zinc plated	#10-32 brass, black
<b>Ground Screw</b>	#8-32 steel, zinc plated, green	#8-32 steel, zinc plated, green	#8-32 steel, zinc plated, green
<b>Back wire Clamp</b>	Brass	N/A	0.070" plated steel
<b>Contacts</b>	Silver alloy	Silver alloy	Silver alloy
<b>Moveable Contact Arm</b>	Brass	Brass	0.030" thick brass

Project Name:	Prepared By:
Project Number:	Date:
Catalog Number:	Type:

**Table 5 Color Ordering Information**

For ordering devices, include Catalog No. followed by the Color Suffix: A (Almond)  
B (Brown), BK (Black), GY (Gray), LA (Light Almond), V (Ivory), W (White)

A	B	BK	GY	LA	V	W
(Almond)	(Brown)	(Black)	(Gray)	(Light Almond)	(Ivory)	(White)

**Product Dimensions**

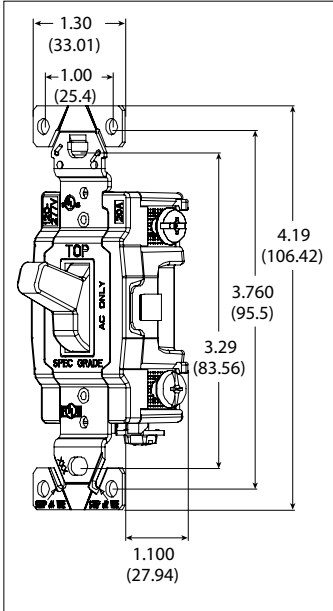


Figure 1. CS/CSB 415, 420

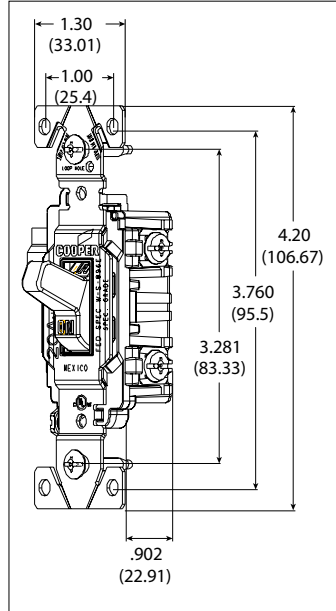






Figure 2. CS/CSB 115, 120, 315, 320

Project Name:	Prepared By:
Project Number:	Date:
Catalog Number:	Type:

## Certifications & compliances

Catalog no.				
CSB115	•	•	•	•
CSB215	•	•	•	•
CSB315	•	•	•	•
CSB415		•	•	•
CSB120	•	•	•	•
CSB220	•	•	•	•
CS320	•	•	•	•
CSB420		•	•	•
CS115	•	•	•	•
CS215	•	•	•	•
CS315	•	•	•	•
CS415		•	•	•
CS120	•	•	•	•
CS220	•	•	•	•
CS320	•	•	•	•
CS420		•	•	•

**KEY:**  NAFTA  cULus  UL  NOM

**Compliances, specifications and availability are subject to change without notice.**

Electrical Sector  
203 Cooper Circle  
Peachtree City, GA 30269  
United States  
Eaton.com  
Eaton.com/arrowhart

Electrical Sector  
Canada Operations  
5925 McLaughlin Road  
Mississauga, Ontario, L5R 1B8  
Canada  
EatonCanada.ca  
Eaton.com/arrowhart

Electrical Sector  
Mexico Operations  
Carr. Tlalnepantla -  
Cuautitlán Km 17.8 s/n  
Col. Villa Jardín esq.  
Cerrada 8 de Mayo  
Cuautitlán, México CP 54800  
México  
Eaton.mx  
Eaton.com/arrowhart

# Commercial specification grade switches

Project Name:	Prepared By:
Project Number:	Date:
Catalog Number:	Type:

## Description

15A & 20A, 120/277V/AC  
Single Pole, Double Pole, 3-Way, 4-Way

## Design features

- Patent pending spring cup toggle design for robust actuation
- Terminals accept up to #10 AWG solid or stranded
- 120/277V/AC rating ideal for fluorescent lighting fixtures typical in commercial applications
- Terminal screws backed out and ready for wiring
- Tri-combo head mounting and terminal screws ease installation
- Tapered lead-in slots on back wiring holes assist in gathering stranded wires for faster, more secure connections (CSB only)



CSB115W



CSB415W



CS315W



CS420W

**Table 1. Back & Side Wire**

Catalog No.	Description	Amps	Volts	Color Suffix
<input type="checkbox"/> CSB115__	Single Pole Switch	15	120/277	B, GY, LA, V, W
<input type="checkbox"/> CSB215__	Double Pole Switch	15	120/277	B, GY, LA, V, W
<input type="checkbox"/> CSB315__	3-Way Switch	15	120/277	B, GY, LA, V, W
<input type="checkbox"/> CSB415__	4-Way Switch	15	120/277	B, GY, LA, V, W
<input type="checkbox"/> CSB120__	Single Pole Switch	20	120/277	B, GY, LA, V, W
<input type="checkbox"/> CSB220__	Double Pole Switch	20	120/277	B, GY, LA, V, W
<input type="checkbox"/> CSB320__	3-Way Switch	20	120/277	B, GY, LA, V, W
<input type="checkbox"/> CSB420__	4-Way Switch	20	120/277	B, GY, V, W

**Table 2. Side Wire**

Catalog No.	Description	Amps	Volts	Color Suffix
<input type="checkbox"/> CS115__	Single Pole Switch	15	120/277	A, B, BK, GY, LA, V, W
<input type="checkbox"/> CS215__	Double Pole Switch	15	120/277	B, BK, GY, LA, V, W
<input type="checkbox"/> CS315__	3-Way Switch	15	120/277	A, B, BK, GY, LA, V, W
<input type="checkbox"/> CS415__	4-Way Switch	15	120/277	B, GY, LA, V, W
<input type="checkbox"/> CS120__	Single Pole Switch	20	120/277	A, B, BK, GY, LA, V, W
<input type="checkbox"/> CS220__	Double Pole Switch	20	120/277	B, BK, GY, LA, V, W
<input type="checkbox"/> CS320__	3-Way Switch	20	120/277	B, BK, GY, LA, V, W
<input type="checkbox"/> CS420__	4-Way Switch	20	120/277	B, GY, LA, V, W

Compliances, specifications and availability are subject to change without notice.



Powering Business Worldwide

Project Name:	Prepared By:
Project Number:	Date:
Catalog Number:	Type:

## Applications

Commercial specification grade switches are designed to fill the need for high quality in low-abuse commercial areas.

**Table 3. Specifications**

Catalog No.	CSB Series 115/120, 215/220, 315/320	CS Series 115/120, 215/220, 315/320	CSB 415/420, CS 415/420
	Commercial 15A and 20A 120/277V Toggle Switches	Commercial 15A and 20A 120/277V Toggle Switches	Commercial 15A and 20A 120/277V Toggle Switches
<b>Wiring Type</b>	Back & side wire	Side wire	Back & side wire (CSB) side wire (CS)
<b>Testing &amp; Code Compliance</b>	<ul style="list-style-type: none"> <li>• cULus Listed to UL 20, file no. E18704</li> <li>• UL Verified to Federal Spec.WC-896G</li> <li>• File No. 111</li> <li>• NOM Certified</li> </ul>	<ul style="list-style-type: none"> <li>• cULus Listed to UL 20, file no. E18704</li> <li>• UL Verified to Federal Spec WC-896G</li> <li>• File No. 111</li> <li>• NOM Certified</li> </ul>	<ul style="list-style-type: none"> <li>• cULus Listed to UL 20, file no. E18704</li> <li>• UL Verified to Federal Spec WS-896-F</li> <li>• File No. 111</li> <li>• NOM Certified</li> </ul>
<b>Environmental Specifications</b>	<b>Flammability:</b> Meets UL94 requirements; V0 rated <b>Temperature Rating:</b> -20°C to 60°C (-4°F to 140°F)	<b>Flammability:</b> Meets UL94 requirements; V0 rated <b>Temperature Rating:</b> -20°C to 60°C (-4°F to 140°F)	<b>Flammability:</b> Meets UL94 requirements; V2 rated <b>Temperature Rating:</b> -20°C to 60°C (-4°F to 140°F)
<b>Electrical Specifications</b>	<b>Dielectric Voltage:</b> Withstands 1500V per UL 20 <b>Current Interrupting:</b> Yes, at full-rated current <b>Temperature Rise:</b> Max. 30°C (86°F) after 100 cycles of overload and 50,000 cycles of endurance testing	<b>Dielectric Voltage:</b> Withstands 1500V per UL 20 <b>Current Interrupting:</b> Yes, at full-rated current <b>Temperature Rise:</b> Max. 30°C (86°F) after 100 cycles of overload and 50,000 cycles of endurance testing	<b>Dielectric Voltage:</b> Withstands 1500V per UL 20 <b>Current Interrupting:</b> Yes, at full-rated current <b>Temperature Rise:</b> Max. 30°C (86°F) after 100 cycles of overload and 30,000 cycles of endurance testing
<b>Mechanical Specifications</b>	<b>Terminal Accommodation:</b> #14 - 10 AWG <b>Voltage Ratings:</b> Permanently marked on device <b>Horsepower Ratings:</b> Rated for motor loads per UL20: 15A: @ 120V/AC = 1/2 HP, @ 240V/AC = 2 HP; @ 277V/AC = 2 HP, Max. amps 12A. 20A: @ 120V/AC = 1 HP, @ 240V/AC = 2 HP; @ 277V/AC = 2 HP, Max. amps 16A	<b>Terminal Accommodation:</b> #14 - 10 AWG <b>Voltage Ratings:</b> Permanently marked on device <b>Horsepower Ratings:</b> Rated for motor loads per UL20: 15A: @ 120V/AC = 1/2 HP, @ 240V/AC = 2 HP; @ 277V/AC = 2 HP, Max. amps 12A. 20A: @ 120V/AC = 1 HP, @ 240V/AC = 2 HP; @ 277V/AC = 2 HP, Max. amps 16A	<b>Terminal Accommodation:</b> #14 - 10 AWG <b>Voltage Ratings:</b> Permanently marked on device <b>Horsepower Ratings:</b> Rated for motor loads per UL20: 15A: @ 120V/AC = 1/2 HP, @ 240V/AC = 2 HP; @ 277V/AC = 2 HP, Max. amps 12A. 20A: @ 120V/AC = 1 HP, @ 240V/AC = 2 HP; @ 277V/AC = 2 HP, Max. amps 16A

**Table 4. Materials**

Catalog No.	CSB Series 115/120, 215/220, 315/320	CS Series 115/120, 215/220, 315/320	CSB 415/420, CS 415/420
	Commercial 15A and 20A 120/277V Toggle Switches	Commercial 15A and 20A 120/277V Toggle Switches	Commercial 15A and 20A 120/277V Toggle Switches
<b>Toggle</b>	Nylon	Nylon	Nylon
<b>Top Housing</b>	PVC	PVC	Polycarbonate
<b>Bottom Housing</b>	PVC	PVC	Polycarbonate
<b>Strap</b>	0.045" thick steel, zinc plated	0.045" thick galvanized steel, nickel plated	0.050" thick galvanized steel
<b>Auto Ground Clip</b>	N/A	N/A	0.015" thick brass
<b>Terminals</b>	0.031" thick brass	0.031" thick high performance copper alloy	0.030" thick brass
<b>Terminal Screws</b>	#8-32 steel, brass plated or zinc plated	#8-32 steel, brass plated or zinc plated	#10-32 brass, black
<b>Ground Screw</b>	#8-32 steel, zinc plated, green	#8-32 steel, zinc plated, green	#8-32 steel, zinc plated, green
<b>Back wire Clamp</b>	Brass	N/A	0.070" plated steel
<b>Contacts</b>	Silver alloy	Silver alloy	Silver alloy
<b>Moveable Contact Arm</b>	Brass	Brass	0.030" thick brass

Project Name:	Prepared By:
Project Number:	Date:
Catalog Number:	Type:

**Table 5 Color Ordering Information**

For ordering devices, include Catalog No. followed by the Color Suffix: A (Almond)  
B (Brown), BK (Black), GY (Gray), LA (Light Almond), V (Ivory), W (White)

A	B	BK	GY	LA	V	W
(Almond)	(Brown)	(Black)	(Gray)	(Light Almond)	(Ivory)	(White)

**Product Dimensions**

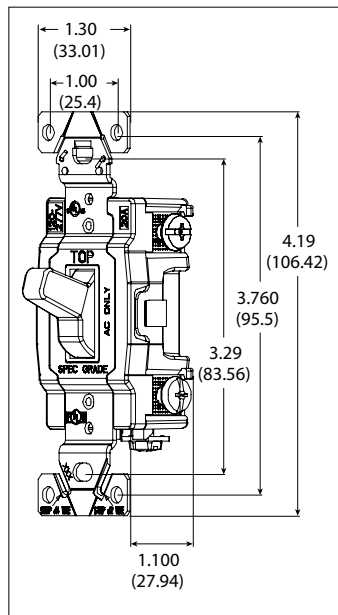


Figure 1. CS/CSB 415, 420

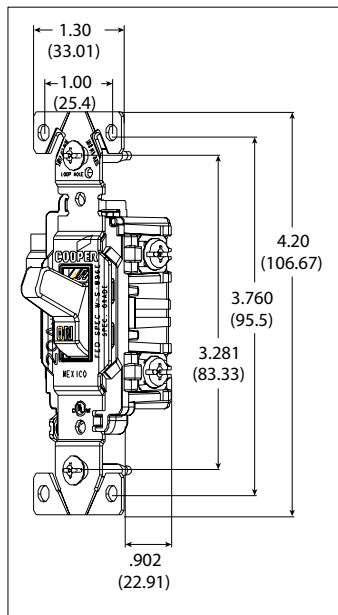






Figure 2. CS/CSB 115, 120, 315, 320

Project Name:	Prepared By:
Project Number:	Date:
Catalog Number:	Type:

## Certifications & compliances

Catalog no.				
CSB115	•	•	•	•
CSB215	•	•	•	•
CSB315	•	•	•	•
CSB415		•	•	•
CSB120	•	•	•	•
CSB220	•	•	•	•
CS320	•	•	•	•
CSB420		•	•	•
CS115	•	•	•	•
CS215	•	•	•	•
CS315	•	•	•	•
CS415		•	•	•
CS120	•	•	•	•
CS220	•	•	•	•
CS320	•	•	•	•
CS420		•	•	•

**KEY:**  NAFTA  cULus  UL  NOM

**Compliances, specifications and availability are subject to change without notice.**

Electrical Sector  
203 Cooper Circle  
Peachtree City, GA 30269  
United States  
Eaton.com  
Eaton.com/arrowhart

Electrical Sector  
Canada Operations  
5925 McLaughlin Road  
Mississauga, Ontario, L5R 1B8  
Canada  
EatonCanada.ca  
Eaton.com/arrowhart

Electrical Sector  
Mexico Operations  
Carr. Tlalnepantla -  
Cuautitlán Km 17.8 s/n  
Col. Villa Jardín esq.  
Cerrada 8 de Mayo  
Cuautitlán, México CP 54800  
México  
Eaton.mx  
Eaton.com/arrowhart