

Automatic Splices and Dead-Ends

Blackburn® ATS Autose™ Automatic Splices

Make quick, dependable overhead tension splices and speed up installation time

Blackburn® automatic splices make fast and dependable overhead tension splices that take a bite out of installation time. The conductor simply slips into the colour-coded, funnel-shaped end pieces and automatically enters the pilot cup with a gentle push. The pilot cup guides the conductor past the unique serrated jaws and into the center of the connector. When the conductor meets the center stop, the pull-back locks it into position as the jaws firmly clamp down. The more pull, the more bite, which provides an instant, positive and automatic connection.

- Colour provides instant visual identification of maximum conductor size. Funnel swiftly guides conductor into position for insertion.
- Envelop cable strands and guide the conductors into the center of the splice
- Provide optimum contact area for a greater range of conductor sizes
- Positions the jaw for positive conductor acceptance
- Automatically determines proper insertion length of both conductors
- Covers the connection for superior corrosion protection and long-lasting durability
- Enables identification of the minimum conductor size of wide-range connectors – it further eliminates errors and speeds up installations



Cat. No.	Conductor Range			Decimal Range	Colour Code	Overall Length (in.)
	ACSR	AAAC	AAC			
ATS4-S	#4 (6/1), (7/1)	#4	#4	0.232–0.260	4–Orange	11.50
ATS4						13.75
ATS42						
ATS2	#2 (6/1), (7/1)	#2	#2	0.292–0.332	2–Red	16.25
ATS10	1/0 6/1	1/0	1/0	0.368–0.410	1/0–Yellow	
ATS1020		1/0–2/0	1/0–2/0	0.368–0.461	1/0–Yellow, 2/0–Grey	
ATS20	2/0 7/1	2/0	2/0	0.414–0.461	2/0–Grey	23.50
ATS30	3/0 6/1	3/0	3/0	0.461–0.522	3/0–Black	
ATS3040		3/0–4/0	3/0–4/0	0.461–0.575	3/0–Black, 4/0–Pink	
ATS40	4/0 (6/1), 266 (18/1)	4/0	4/0	0.475–0.575	4/0–Pink	23.50
ATS266336	266 (26/7)*, 336 (18/1), 336 (26/7)*	312.8*	266–336	0.586–0.684	Green	
ATS397477	397 (18/1), 397 (26/7)*, 477 (18/1)*	394.5*	397–477	0.720–0.858	Blue	

* Application limited to maximum 10,000 lb. tensile.

Automatic Splices and Dead-Ends

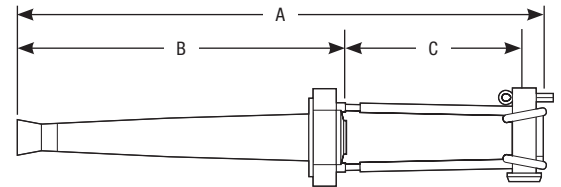
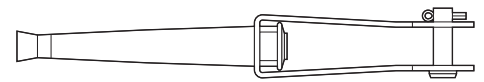
Blackburn® ATD-ZB Stainless Steel Bails

This dead-end installs quickly and easily, reducing maintenance costs and inventory.

- Colour provides instant visual identification of maximum conductor size
- Funnel swiftly guides conductor into position for insertion
- Envelops cable strand and guides the conductor into the center of the splice
- Provides optimum contact area for a greater range of conductor sizes
- Positions the jaw for positive conductor acceptance
- Coats the jaws and tube's inner diameter, seals the connection and provides a high-pressure lubricant for long-term, continuous performance
- Repel dirt and debris
- Dead-end ACSR, AAC and AAAC conductors
- Breaking strength exceeds 95% of conductor's rated strength, up to a maximum of 10,000 pounds
- Both parts are included and enable the bail to be used with standard dead-end suspension insulators
- Enables identification of the minimum conductor size of wide-range connectors – it further eliminates errors and speeds up installations



Type ZB




Cat. No.	Conductor Range			Decimal Range	Colour Code	Approximate Dimensions (in.)		
	ACSR	AAAC	AAC			A	B	C
ATD42ZB	#4 (6/1), (7/1); #2 (6/1), (7/1)	#4, #2	#4, #2	0.232–0.332	4–Orange, 2–Red	12-13/16	7-13/16	5-1/16
ATD1020ZB	1/0 (6/1), 2/0 (6/1)	1/0, 2/0	1/0, 2/0	0.368–0.461	1/0–Yellow, 2/0–Grey	14-1/2	9	4-15/16
ATD3040ZB	3/0 (6/1), 4/0 (6/1)	3/0, 4/0	3/0, 4/0	0.461–0.575	3/0–Black, 4/0–Pink	20-3/4	11-3/4	8-1/2
ATD266336ZB	266 (18/1), 336 (18/1)	266, 336	266, 336	0.586–0.684	Green			
ATD397477ZB	397 (18/1), 477 (18/1)	397, 477	397, 477	0.720–0.858	Blue			

Automatic Splices and Dead-Ends

Blackburn® ATD-CB Clevis Brackets

Grab and go – slots are provided for use with standard pulling hooks

- Dead-end ACSR, AAC and AAAC conductors
- Breaking strength exceeds 95% of conductor's rated strength, up to a maximum of 10,000 pounds
- Both parts are included and enable the bail to be used with standard dead-end suspension insulators



ATD42CB

Cat. No.	Conductor Range			Decimal Range	Colour Code	Approximate Dimensions (in.)		
	ACSR	AAAC	AAC			A	B	C
ATD42CB	#4 (6/1), (7/1); #2 (6/1), (7/1)	#4, #2	#4, #2	0.232–0.332	4–Orange, 2–Red	12-9/16	7-3/16	5-1/16
ATD1020CB	1/0 (6/1), 2/0 (6/1)	1/0, 2/0	1/0, 2/0	0.368–0.461	1/0–Yellow, 2/0–Grey	15-1/4	9	5-3/8
ATD3040CB	3/0 (6/1), 4/0 (6/1)	3/0, 4/0	3/0, 4/0	0.461–0.575	3/0–Black, 4/0–Pink	20-3/4	11-3/4	6-1/2
ATD266336CB	266 (18/1), 336 (18/1)	266, 336	266, 336	0.586–0.684	Green	19-3/16		
ATD397477CB	397 (18/1), 477 (18/1)	397, 477	397, 477	0.720–0.858	Blue			

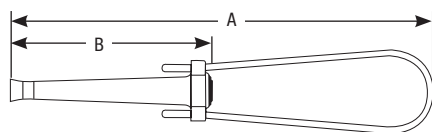
Blackburn® ATD-FB Flexible Bails

Use with spool-type and other insulators when flexibility is a must

- Dead-end ACSR, AAC and AAAC conductors
- Breaking strength exceeds 95% of conductor's rated strength



ATD42FB



Cat. No.	Conductor Range			Decimal Range	Colour Code	Approximate Dimensions (in.)	
	ACSR	AAAC	AAC			A	B
ATD42FB	#4 (6/1), (7/1); #2 (6/1), (7/1)	#4, #2	#4, #2	0.232–0.332	4–Orange, 2–Red	14-3/16	7-3/16
ATD1020FB	1/0 (6/1), 2/0 (6/1)	1/0, 2/0	1/0, 2/0	0.368–0.461	1/0–Yellow, 2/0–Grey	18-7/8	9

Automatic Splices and Dead-Ends

Blackburn® ATDG™ Guystrand Connectors for Steel Strand Applications

Installation made easy – no tools required

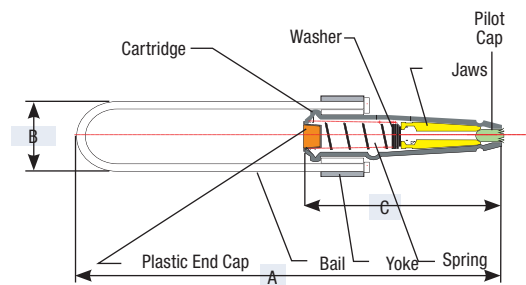
- Built tough. The connectors can handle tensile loads in excess of 90% of the rated strength of the recommended strand.
- What's more, they exceed 90% of the strand rated breaking strength
- Both eliminate incorrect insertions
- Enables jaw adjustment for repositioning, removal or retensioning of strand (dead-ends)
- Cartridge, jaws, spring and washer are coated for long-term, continuous performance and they are corrosion-resistant



Steel Strand Automatic Dead-Ends

These steel strand automatic dead-ends are designed and recommended for use on:

- Common grade
- Siemens-Martin
- High-strength utility grade
- EHS
- Galvanized
- Bethalume
- Aluminized steel strand (per ASTM A 474, A 475)



Cat. No.	Type	Strand Nominal Diameter in. (mm)	Strand†		Dimensions in. (mm)		
			Size	RBS lb. (kN)	A	B	C
ATDG14	Std. Bail	1/4 (6.35)	1/4 (6.6M)	6,650 (29.58)	9.2 (233.7)	1.7 (43.2)	4.0 (101.6)
ATDG516		5/16 (7.94)	5/16 (6M)	11,200 (49.82)	9.5 (241.3)	1.8 (45.7)	4.5 (114.3)
ATDG38*		3/8 (9.52)	3/8 (10M)	15,400 (68.50)	11.5 (292.1)	2.3 (58.4)	5.0 (127)
ATDG716*		7/16 (11.11)	7/16 (18M)	20,800 (92.52)	14 (355.6)	2.8 (71.1)	6.8 (172.7)
ATDG14-L	Long Bail	1/4 (6.35)	1/4 (6.6M)	6,650 (29.58)	13.4 (340.4)	1.7 (43.2)	4.0 (101.6)
ATDG516-L		5/16 (7.94)	5/16 (6M)	11,200 (49.82)	15.1 (383.5)	1.8 (45.7)	4.5 (114.3)
ATDG38-L*		3/8 (9.52)	3/8 (10M)	15,400 (68.50)	17.0 (431.8)	2.3 (58.4)	5.0 (127)
ATDG716-L*		7/16 (11.11)	7/16 (18M)	20,800 (92.52)	22 (558.8)	2.8 (71.1)	6.8 (172.7)

* Items for 3/8 in. and 7/16 in. steel strand are not EHS rated.
 † RBS rating listed is for 7-wire EHS strand.

Automatic Splices and Dead-Ends

Blackburn® ATSG™ Splices

Steel strand automatic splices that require no tools for quick and easy installations

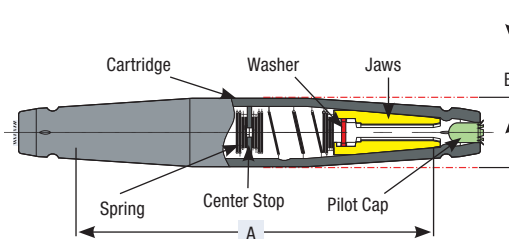
- Built tough. The connectors can handle tensile loads in excess of 90% of the rated strength of the recommended strand.
- What's more, they exceed 90% of the strand rated breaking strength
- Both eliminate incorrect insertions
- Cartridge, jaws, spring and washer are coated for long-term, continuous performance and plus, they are corrosion-resistant



Steel Strand Automatic Splices

These steel strand automatic splices are designed and recommended for use on:

- Common grade
- Siemens-Martin
- High-strength utility grade
- EHS
- Galvanized
- Bethalume
- Aluminized steel strand (per ASTM A 474, A 475)



Cat. No.	Strand Nominal Diameter in. (mm)	Strand†		Dimensions in. (mm)	
		Rating	RBS lb. (kN)	A	B
ATSG14	1/4 (6.35)	1/4 (6.6M)	6,650 (29.58)	6.4 (162.6)	0.9 (22.8)
ATSG516	5/16 (7.94)	5/16 (6M)	11,200 (49.82)	7.2 (182.9)	1.1 (27.9)
ATSG38*	3/8 (9.52)	3/8 (10M)	15,400 (68.50)	7.8 (198.1)	1.3 (33.0)
ATSG716*	7/16 (11.11)	7/16 (18M)	20,800 (92.52)	12.5 (317.5)	1.6 (40.6)

* Items for 3/8 in. and 7/16 in. steel strand are not EHS rated.
 † RBS rating listed is for 7-wire EHS strand.

Automatic Splices and Dead-Ends

Blackburn® ATS Autose™ Automatic Splices

Make quick, dependable overhead tension splices and speed up installation time

Blackburn® automatic splices make fast and dependable overhead tension splices that take a bite out of installation time. The conductor simply slips into the colour-coded, funnel-shaped end pieces and automatically enters the pilot cup with a gentle push. The pilot cup guides the conductor past the unique serrated jaws and into the center of the connector. When the conductor meets the center stop, the pull-back locks it into position as the jaws firmly clamp down. The more pull, the more bite, which provides an instant, positive and automatic connection.

- Colour provides instant visual identification of maximum conductor size. Funnel swiftly guides conductor into position for insertion.
- Envelop cable strands and guide the conductors into the center of the splice
- Provide optimum contact area for a greater range of conductor sizes
- Positions the jaw for positive conductor acceptance
- Automatically determines proper insertion length of both conductors
- Covers the connection for superior corrosion protection and long-lasting durability
- Enables identification of the minimum conductor size of wide-range connectors – it further eliminates errors and speeds up installations



Cat. No.	Conductor Range			Decimal Range	Colour Code	Overall Length (in.)
	ACSR	AAAC	AAC			
ATS4-S	#4 (6/1), (7/1)	#4	#4	0.232–0.260	4–Orange	11.50
ATS4						13.75
ATS42						
ATS2	#2 (6/1), (7/1)	#2	#2	0.292–0.332	2–Red	16.25
ATS10	1/0 6/1	1/0	1/0	0.368–0.410	1/0–Yellow	
ATS1020		1/0–2/0	1/0–2/0	0.368–0.461	1/0–Yellow, 2/0–Grey	
ATS20	2/0 7/1	2/0	2/0	0.414–0.461	2/0–Grey	23.50
ATS30	3/0 6/1	3/0	3/0	0.461–0.522	3/0–Black	
ATS3040		3/0–4/0	3/0–4/0	0.461–0.575	3/0–Black, 4/0–Pink	
ATS40	4/0 (6/1), 266 (18/1)	4/0	4/0	0.475–0.575	4/0–Pink	23.50
ATS266336	266 (26/7)*, 336 (18/1), 336 (26/7)*	312.8*	266–336	0.586–0.684	Green	
ATS397477	397 (18/1), 397 (26/7)*, 477 (18/1)*	394.5*	397–477	0.720–0.858	Blue	

* Application limited to maximum 10,000 lb. tensile.

Automatic Splices and Dead-Ends

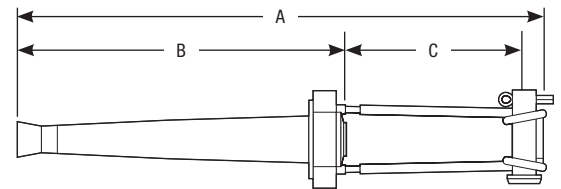
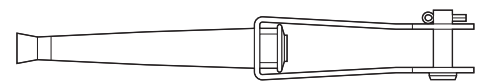
Blackburn® ATD-ZB Stainless Steel Bails

This dead-end installs quickly and easily, reducing maintenance costs and inventory.

- Colour provides instant visual identification of maximum conductor size
- Funnel swiftly guides conductor into position for insertion
- Envelops cable strand and guides the conductor into the center of the splice
- Provides optimum contact area for a greater range of conductor sizes
- Positions the jaw for positive conductor acceptance
- Coats the jaws and tube's inner diameter, seals the connection and provides a high-pressure lubricant for long-term, continuous performance
- Repel dirt and debris
- Dead-end ACSR, AAC and AAAC conductors
- Breaking strength exceeds 95% of conductor's rated strength, up to a maximum of 10,000 pounds
- Both parts are included and enable the bail to be used with standard dead-end suspension insulators
- Enables identification of the minimum conductor size of wide-range connectors – it further eliminates errors and speeds up installations



Type ZB




Cat. No.	Conductor Range			Decimal Range	Colour Code	Approximate Dimensions (in.)		
	ACSR	AAAC	AAC			A	B	C
ATD42ZB	#4 (6/1), (7/1); #2 (6/1), (7/1)	#4, #2	#4, #2	0.232–0.332	4–Orange, 2–Red	12-13/16	7-13/16	5-1/16
ATD1020ZB	1/0 (6/1), 2/0 (6/1)	1/0, 2/0	1/0, 2/0	0.368–0.461	1/0–Yellow, 2/0–Grey	14-1/2	9	4-15/16
ATD3040ZB	3/0 (6/1), 4/0 (6/1)	3/0, 4/0	3/0, 4/0	0.461–0.575	3/0–Black, 4/0–Pink	20-3/4	11-3/4	8-1/2
ATD266336ZB	266 (18/1), 336 (18/1)	266, 336	266, 336	0.586–0.684	Green			
ATD397477ZB	397 (18/1), 477 (18/1)	397, 477	397, 477	0.720–0.858	Blue			

Automatic Splices and Dead-Ends

Blackburn® ATD-CB Clevis Brackets

Grab and go – slots are provided for use with standard pulling hooks

- Dead-end ACSR, AAC and AAAC conductors
- Breaking strength exceeds 95% of conductor's rated strength, up to a maximum of 10,000 pounds
- Both parts are included and enable the bail to be used with standard dead-end suspension insulators



ATD42CB

Cat. No.	Conductor Range			Decimal Range	Colour Code	Approximate Dimensions (in.)		
	ACSR	AAAC	AAC			A	B	C
ATD42CB	#4 (6/1), (7/1); #2 (6/1), (7/1)	#4, #2	#4, #2	0.232–0.332	4–Orange, 2–Red	12-9/16	7-3/16	5-1/16
ATD1020CB	1/0 (6/1), 2/0 (6/1)	1/0, 2/0	1/0, 2/0	0.368–0.461	1/0–Yellow, 2/0–Grey	15-1/4	9	5-3/8
ATD3040CB	3/0 (6/1), 4/0 (6/1)	3/0, 4/0	3/0, 4/0	0.461–0.575	3/0–Black, 4/0–Pink	20-3/4	11-3/4	6-1/2
ATD266336CB	266 (18/1), 336 (18/1)	266, 336	266, 336	0.586–0.684	Green	19-3/16		
ATD397477CB	397 (18/1), 477 (18/1)	397, 477	397, 477	0.720–0.858	Blue			

Blackburn® ATD-FB Flexible Bails

Use with spool-type and other insulators when flexibility is a must

- Dead-end ACSR, AAC and AAAC conductors
- Breaking strength exceeds 95% of conductor's rated strength



ATD42FB

Cat. No.	Conductor Range			Decimal Range	Colour Code	Approximate Dimensions (in.)	
	ACSR	AAAC	AAC			A	B
ATD42FB	#4 (6/1), (7/1); #2 (6/1), (7/1)	#4, #2	#4, #2	0.232–0.332	4–Orange, 2–Red	14-3/16	7-3/16
ATD1020FB	1/0 (6/1), 2/0 (6/1)	1/0, 2/0	1/0, 2/0	0.368–0.461	1/0–Yellow, 2/0–Grey	18-7/8	9

Automatic Splices and Dead-Ends

Blackburn® ATDG™ Guystrand Connectors for Steel Strand Applications

Installation made easy – no tools required

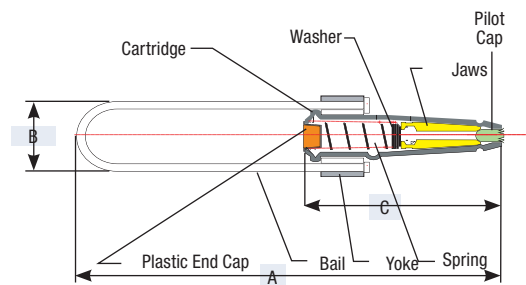
- Built tough. The connectors can handle tensile loads in excess of 90% of the rated strength of the recommended strand.
- What's more, they exceed 90% of the strand rated breaking strength
- Both eliminate incorrect insertions
- Enables jaw adjustment for repositioning, removal or retensioning of strand (dead-ends)
- Cartridge, jaws, spring and washer are coated for long-term, continuous performance and they are corrosion-resistant



Steel Strand Automatic Dead-Ends

These steel strand automatic dead-ends are designed and recommended for use on:

- Common grade
- Siemens-Martin
- High-strength utility grade
- EHS
- Galvanized
- Bethalume
- Aluminized steel strand (per ASTM A 474, A 475)



Cat. No.	Type	Strand Nominal Diameter in. (mm)	Strand†		Dimensions in. (mm)		
			Size	RBS lb. (kN)	A	B	C
ATDG14	Std. Bail	1/4 (6.35)	1/4 (6.6M)	6,650 (29.58)	9.2 (233.7)	1.7 (43.2)	4.0 (101.6)
ATDG516		5/16 (7.94)	5/16 (6M)	11,200 (49.82)	9.5 (241.3)	1.8 (45.7)	4.5 (114.3)
ATDG38*		3/8 (9.52)	3/8 (10M)	15,400 (68.50)	11.5 (292.1)	2.3 (58.4)	5.0 (127)
ATDG716*		7/16 (11.11)	7/16 (18M)	20,800 (92.52)	14 (355.6)	2.8 (71.1)	6.8 (172.7)
ATDG14-L	Long Bail	1/4 (6.35)	1/4 (6.6M)	6,650 (29.58)	13.4 (340.4)	1.7 (43.2)	4.0 (101.6)
ATDG516-L		5/16 (7.94)	5/16 (6M)	11,200 (49.82)	15.1 (383.5)	1.8 (45.7)	4.5 (114.3)
ATDG38-L*		3/8 (9.52)	3/8 (10M)	15,400 (68.50)	17.0 (431.8)	2.3 (58.4)	5.0 (127)
ATDG716-L*		7/16 (11.11)	7/16 (18M)	20,800 (92.52)	22 (558.8)	2.8 (71.1)	6.8 (172.7)

* Items for 3/8 in. and 7/16 in. steel strand are not EHS rated.
 † RBS rating listed is for 7-wire EHS strand.

Automatic Splices and Dead-Ends

Blackburn® ATSG™ Splices

Steel strand automatic splices that require no tools for quick and easy installations

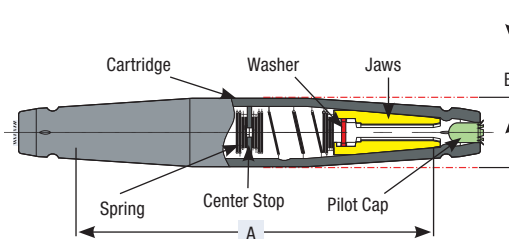
- Built tough. The connectors can handle tensile loads in excess of 90% of the rated strength of the recommended strand.
- What's more, they exceed 90% of the strand rated breaking strength
- Both eliminate incorrect insertions
- Cartridge, jaws, spring and washer are coated for long-term, continuous performance and plus, they are corrosion-resistant



Steel Strand Automatic Splices

These steel strand automatic splices are designed and recommended for use on:

- Common grade
- Siemens-Martin
- High-strength utility grade
- EHS
- Galvanized
- Bethalume
- Aluminized steel strand (per ASTM A 474, A 475)



Cat. No.	Strand Nominal Diameter in. (mm)	Strand†		Dimensions in. (mm)	
		Rating	RBS lb. (kN)	A	B
ATSG14	1/4 (6.35)	1/4 (6.6M)	6,650 (29.58)	6.4 (162.6)	0.9 (22.8)
ATSG516	5/16 (7.94)	5/16 (6M)	11,200 (49.82)	7.2 (182.9)	1.1 (27.9)
ATSG38*	3/8 (9.52)	3/8 (10M)	15,400 (68.50)	7.8 (198.1)	1.3 (33.0)
ATSG716*	7/16 (11.11)	7/16 (18M)	20,800 (92.52)	12.5 (317.5)	1.6 (40.6)

* Items for 3/8 in. and 7/16 in. steel strand are not EHS rated.
 † RBS rating listed is for 7-wire EHS strand.