

# Rigid Metal Conduit, IMC or EMT Pipe Hangers



## Applications

- Unique design accommodates more sizes of conduit with fewer clamps for lower inventories.
- Suitable for Rigid, IMC and EMT.
- Suitable for conduit runs on vertical and horizontal beams.

## Material/Finish

- Malleable iron/zinc plated


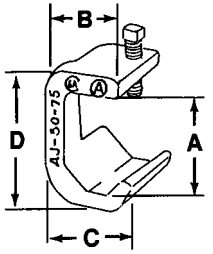
## Illustrated Features



Single line of conduit running parallel to beam using "CH" hanger.



Doubles lines of conduit running perpendicular to beam using "CHD" hanger.

| Catalog Number                                                                      | Trade Size (Inches) | Dimensions in Inches/Millimeters |           |           |           | Weight Lbs./Kgs. Per 100 |              |                                                                                       |
|-------------------------------------------------------------------------------------|---------------------|----------------------------------|-----------|-----------|-----------|--------------------------|--------------|---------------------------------------------------------------------------------------|
|                                                                                     |                     | A                                | B         | C         | D         |                          |              |                                                                                       |
| <b>Type AJ — For Single Line Conduit</b>                                            |                     |                                  |           |           |           |                          |              |                                                                                       |
|  | AJ-50-75            | 1/2-3/4                          | 1.75/44.5 | 1.31/33.3 | 1.53/38.9 | 2.44/62.0                | 56.30/25.54  |  |
|                                                                                     | AJ-100              | 1                                | 2.06/52.3 | 1.41/35.8 | 1.81/46.0 | 2.75/69.9                | 62.50/28.35  |                                                                                       |
|                                                                                     | AJ-125-150          | 1-1/4—1-1/2                      | 2.69/68.3 | 2.06/52.3 | 2.63/66.8 | 3.69/93.7                | 115.60/52.44 |                                                                                       |
|                                                                                     | AJ-200              | 2                                | 3.31/84.1 | 2.31/58.7 | 3.13/79.5 | 4.31/109.5               | 137.50/62.37 |                                                                                       |

# Rigid Metal Conduit, IMC or EMT Pipe Hangers



## Applications

- Unique design accommodates more sizes of conduit with fewer clamps for lower inventories.
- Suitable for Rigid, IMC and EMT.
- Suitable for conduit runs on vertical and horizontal beams.

## Material/Finish

- Malleable iron/zinc plated


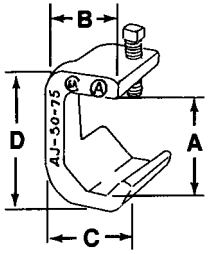
## Illustrated Features



Single line of conduit running parallel to beam using "CH" hanger.



Doubles lines of conduit running perpendicular to beam using "CHD" hanger.

| Catalog Number                                                                      | Trade Size (Inches) | Dimensions in Inches/Millimeters |           |           |           | Weight Lbs./Kgs. Per 100 |              |                                                                                       |
|-------------------------------------------------------------------------------------|---------------------|----------------------------------|-----------|-----------|-----------|--------------------------|--------------|---------------------------------------------------------------------------------------|
|                                                                                     |                     | A                                | B         | C         | D         |                          |              |                                                                                       |
| <b>Type AJ — For Single Line Conduit</b>                                            |                     |                                  |           |           |           |                          |              |                                                                                       |
|  | AJ-50-75            | 1/2-3/4                          | 1.75/44.5 | 1.31/33.3 | 1.53/38.9 | 2.44/62.0                | 56.30/25.54  |  |
|                                                                                     | AJ-100              | 1                                | 2.06/52.3 | 1.41/35.8 | 1.81/46.0 | 2.75/69.9                | 62.50/28.35  |                                                                                       |
|                                                                                     | AJ-125-150          | 1-1/4—1-1/2                      | 2.69/68.3 | 2.06/52.3 | 2.63/66.8 | 3.69/93.7                | 115.60/52.44 |                                                                                       |
|                                                                                     | AJ-200              | 2                                | 3.31/84.1 | 2.31/58.7 | 3.13/79.5 | 4.31/109.5               | 137.50/62.37 |                                                                                       |