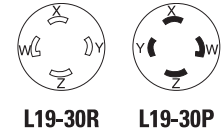


Hart-Lock™ Industrial Specification Grade Locking Devices

4-Pole, 4-Wire Non-Grounding
30A, 3ØY 277/480V/AC
NEMA L19-30



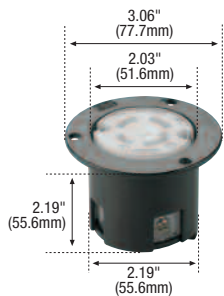
CWL1930P



CWL1930C



CWL1930R



CWL1930FO

Dimensional Information: C-79 – C-82

Plug & Connector Specification Information:

Safety Grip L19-30: C-88

Severe Duty: C-97

Watertight: C-95

Receptacle Specification Information:

L19-30: C-91

Watertight: C-96

Flanged Inlet & Flanged Outlet Specification Information:

L19-30: C-93

30A, 3ØY 277/480V NEMA L19-30

Plugs & Connectors

Style & Description	Cord Dia.	Catalog No.		Certifications				
		Plug	Connector	USA	UL	cUL	cULus	CSA
Safety Grip™ Straight Body, Black & White	0.63-1.16" (15.9-29.4mm)	<input type="checkbox"/> CWL1930P	<input type="checkbox"/> CWL1930C	•				•
Severe Duty, Yellow & Black	0.63-1.16" (15.9-29.4mm)	<input type="checkbox"/> L1930PY	<input type="checkbox"/> L1930CY	•				•
Watertight, Yellow	0.43-1.15" (10.9-29.2mm)	<input type="checkbox"/> L1930PW	<input type="checkbox"/> L1930CW	•				•
Watertight, All-Black	0.43-1.15" (10.9-29.2mm)	<input type="checkbox"/> L1930PWBK	<input type="checkbox"/> L1930CWBK	•				•

Receptacles

Style & Description	Catalog No.	Certifications				
		Single Receptacle	USA	UL	cUL	FUS
Standard Industrial, Black	<input type="checkbox"/> CWL1930R		•			
Watertight, Yellow	<input type="checkbox"/> L1930RW		•		•	
Watertight, All-Black	<input type="checkbox"/> L1930RWBK		•		•	

Flanged Inlets & Outlets

Style & Description	Catalog No.		Certifications				
	Flanged Inlet	Flanged Outlet	USA	UL	cUL	FUS	CSA
Standard Industrial, Black & White	<input type="checkbox"/> CWL1930FI	—	•	•	•		
Standard Industrial, Black & White	—	<input type="checkbox"/> CWL1930FO	•	•			•

Icon Key

NAFTA Compliant - see page O-30

Accessories for NEMA L19-30 Locking Devices

Description	Catalog No.	USA
Neoprene weather protective boot for 30A 4-P, 4-W plug	<input type="checkbox"/> BL1	•
Neoprene weather protective boot for 30A connector	<input type="checkbox"/> BL2	•
Diecast aluminum single receptacle cover, vertical mount, for FS/FD boxes	<input type="checkbox"/> 7420	•
Glass-filled nylon flanged inlet/outlet cover, vertical mount, for 30A devices	<input type="checkbox"/> WP2	•



BL1



BL2



7420



WP2

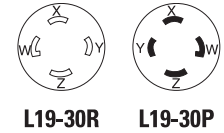
Industrial Specification Grade 15A, 20A & 30A Locking Receptacles

2-Pole, 3-Wire Grounding; 3-Pole, 3-Wire Non-Grounding; 3-Pole, 4-Wire Grounding; 4-Pole, 4-Wire Non-Grounding; 4-Pole, 5-Wire Grounding

	Device Type	20A Hart-Lock™ Single Receptacles: NEMA L5-20, L6-20, L7-20, L8-20, L9-20, L10-20, L11-20, L12-20, L14-20, L15-20, L16-20, L18-20, L19-20, L20-20, L21-20, L22-20, L23-20, Non-NEMA 20A	30A Hart-Lock™ Single Receptacles: NEMA L5-30, L6-30, L7-30, L8-30, L9-30, L10-30, L11-30, L12-30, L13-30, L14-30, L15-30, L16-30, L17-30, L18-30, L19-30, L20-30, L21-30, L22-30, L23-30, Non-NEMA 30A	20A & 30A Hart-Lock™ Isolated Ground Single Receptacles: NEMA L5-20, L6-20, L7-20, L8-20, L5-30, L6-30, L7-30, L8-30, L14-20, L15-20, L16-20, L21-20, L22-20, L23-20, L21-30, L22-30, L23-30	15A & 20A Hart-Lock™ Receptacles, 2-Pole, 2-Wire: NEMA L1-15, L2-20
	Wiring Type	Back & side wire	Back & side wire	Back & side wire	Back & side wire
	Testing & Code Compliance	<ul style="list-style-type: none"> Listed to UL 498, file no. E2369 NEMA L5-20, L6-20, L7-20, L10-20, L14-20, L15-20, L18-20 & L21-20 also UL verified to Federal Spec. WC-596G CSA certified to C22.2, no. 42 except 7310B, NEMA L11-20, L12-20, 7410B, L18-20, L19-20, L20-20 NEMA L11-20, L14-20, L15-20, L18-20, L21-20, L22-20 also NOM certified 	<ul style="list-style-type: none"> Listed to UL 498, file no. E2369 NEMA L5-30, L6-30, L7-30, L14-30, L15-30, L20-30, L21-30, L23-30 also UL verified to Federal Spec. WC-596G CSA certified to C22.2, no. 42 except NEMA L11-20, L12-20, 3330-2, L10-30, L11-30, L12-30, L13-30, 3430, L18-30, L19-30, L20-30 NEMA L5-30, L10-30, L11-30, L14-30, L15-30, L18-30 also NOM certified 	<ul style="list-style-type: none"> Listed to UL 498, file no. E2369 CSA certified to C22.2, no. 42 except NEMA L5-30 NOM certified, except for L7-20, L8-20, L6-30, L7-30, L8-30, L16-20, L21-30, L22-30, L23-30 	<ul style="list-style-type: none"> Listed to UL 498, file no. E2369
		Flammability	Meets UL 94 requirements, V0 rated	Meets UL 94 requirements, V0 rated	Meets UL94 requirements, V0 rated
Temperature Rating		-40°C to 60°C (-40°F to 140°F)	-40°C to 60°C (-40°F to 140°F)	-40°C to 70°C (-40°F to 158°F)	-40°C to 105°C (-40°F to 221°F)
Specifications: Electrical	Dielectric Voltage	Withstands 2,500V per UL 498	Withstands 2,500V per UL 498	Withstands 2,500V per UL 498	Withstands 1500V per UL 498
	Current Interrupting	Yes, at full-rated current	Yes, at full-rated current	Yes, at full-rated current	Yes, at full-rated current
	Temperature Rise	Max. 30°C (86°F) after 200 cycles of overload @ 200% of rated current (DC)	Max. 30°C (86°F) after 200 cycles of overload @ 200% of rated current (DC)	Max. 30°C (86°F) after 200 cycles of overload @ 200% of rated current (DC)	Max. 30°C (86°F) after 100 cycles of overload @ 150% of rated current (DC)
Specifications: Mechanical	Terminal Accommodation	#14 - #8 AWG	#14 - #8 AWG	#14 - #8 AWG	#14 - #10 AWG
	Voltage Ratings	Permanently marked on device	Permanently marked on device	Permanently marked on device	Permanently marked on device
Materials:	Face	Glass-filled nylon	Glass-filled nylon	Glass-filled nylon	Glass-filled nylon
	Base	Glass-filled nylon	Glass-filled nylon	Glass-filled nylon	Glass-filled nylon
	Mounting Strap	.050" thick steel, zinc plated	.050" thick steel, zinc plated	.050" thick steel, zinc plated	.050" thick steel, zinc plated
	Line Contacts	0.042" thick brass	0.042" thick brass	0.042" thick brass	0.032" thick brass, bronze
	Terminal Screws	#10-32 brass, neutral screw nickel plated	#10-32 brass, neutral screw nickel plated	#10-32 brass, neutral screw nickel plated	#8-32 steel, nickel plated
	Ground Screw	#10-32 brass (green)	#10-32 brass (green)	#10-32 brass (green)	#8-32 brass, green
	Contact Springs	.040" thick brass	.040" thick brass	.040" thick brass	0.032" thick brass, bronze
	Terminal Clamps/Plates	.040" thick brass	.040" thick brass	.040" thick brass	0.070" thick steel, zinc plated
	Ground Contacts	.040" thick brass	.040" thick brass	.040" thick brass	N/A
	Back Plate	.040" thick brass, nickel-plated	.040" thick brass, nickel-plated	.040" thick brass, nickel-plated	N/A
	Mounting Screws	Steel, zinc-plated	Steel, zinc-plated	Steel, zinc-plated	Steel, zinc-plated

Hart-Lock™ Industrial Specification Grade Locking Devices


4-Pole, 4-Wire Non-Grounding
30A, 3ØY 277/480V/AC
NEMA L19-30




CWL1930P



CWL1930C



CWL1930R



CWL1930FO

Dimensional Information: C-79 – C-82

Plug & Connector Specification Information:

Safety Grip L19-30: C-88

Severe Duty: C-97

Watertight: C-95

Receptacle Specification Information:

L19-30: C-91

Watertight: C-96

Flanged Inlet & Flanged Outlet Specification Information:

L19-30: C-93

30A, 3ØY 277/480V NEMA L19-30

Plugs & Connectors

Style & Description	Cord Dia.	Catalog No.		Certifications				
		Plug	Connector	USA	UL	cUL	cULus	CSA
Safety Grip™ Straight Body, Black & White	0.63-1.16" (15.9-29.4mm)	<input type="checkbox"/> CWL1930P	<input type="checkbox"/> CWL1930C	•			•	
Severe Duty, Yellow & Black	0.63-1.16" (15.9-29.4mm)	<input type="checkbox"/> L1930PY	<input type="checkbox"/> L1930CY	•			•	
Watertight, Yellow	0.43-1.15" (10.9-29.2mm)	<input type="checkbox"/> L1930PW	<input type="checkbox"/> L1930CW	•			•	
Watertight, All-Black	0.43-1.15" (10.9-29.2mm)	<input type="checkbox"/> L1930PWBK	<input type="checkbox"/> L1930CWBK	•			•	

Receptacles

Style & Description	Catalog No.	Certifications				
		Single Receptacle	USA	UL	cUL	FUS
Standard Industrial, Black	<input type="checkbox"/> CWL1930R		•			
Watertight, Yellow	<input type="checkbox"/> L1930RW		•		•	
Watertight, All-Black	<input type="checkbox"/> L1930RWBK		•		•	

Flanged Inlets & Outlets

Style & Description	Catalog No.		Certifications				
	Flanged Inlet	Flanged Outlet	USA	UL	cUL	FUS	CSA
Standard Industrial, Black & White	<input type="checkbox"/> CWL1930FI	—	•	•	•		
Standard Industrial, Black & White	—	<input type="checkbox"/> CWL1930FO	•	•			•

Icon Key

NAFTA Compliant - see page O-30

Accessories for NEMA L19-30 Locking Devices

Description	Catalog No.	USA
Neoprene weather protective boot for 30A 4-P, 4-W plug	<input type="checkbox"/> BL1	•
Neoprene weather protective boot for 30A connector	<input type="checkbox"/> BL2	•
Diecast aluminum single receptacle cover, vertical mount, for FS/FD boxes	<input type="checkbox"/> 7420	•
Glass-filled nylon flanged inlet/outlet cover, vertical mount, for 30A devices	<input type="checkbox"/> WP2	•



BL1



BL2



7420



WP2

Industrial Specification Grade 15A, 20A & 30A Locking Receptacles

2-Pole, 3-Wire Grounding; 3-Pole, 3-Wire Non-Grounding; 3-Pole, 4-Wire Grounding; 4-Pole, 4-Wire Non-Grounding; 4-Pole, 5-Wire Grounding

	Device Type	20A Hart-Lock™ Single Receptacles: NEMA L5-20, L6-20, L7-20, L8-20, L9-20, L10-20, L11-20, L12-20, L14-20, L15-20, L16-20, L18-20, L19-20, L20-20, L21-20, L22-20, L23-20, Non-NEMA 20A	30A Hart-Lock™ Single Receptacles: NEMA L5-30, L6-30, L7-30, L8-30, L9-30, L10-30, L11-30, L12-30, L13-30, L14-30, L15-30, L16-30, L17-30, L18-30, L19-30, L20-30, L21-30, L22-30, L23-30, Non-NEMA 30A	20A & 30A Hart-Lock™ Isolated Ground Single Receptacles: NEMA L5-20, L6-20, L7-20, L8-20, L5-30, L6-30, L7-30, L8-30, L14-20, L15-20, L16-20, L21-20, L22-20, L23-20, L21-30, L22-30, L23-30	15A & 20A Hart-Lock™ Receptacles, 2-Pole, 2-Wire: NEMA L1-15, L2-20
	Wiring Type	Back & side wire	Back & side wire	Back & side wire	Back & side wire
	Testing & Code Compliance	<ul style="list-style-type: none"> Listed to UL 498, file no. E2369 NEMA L5-20, L6-20, L7-20, L10-20, L14-20, L15-20, L18-20 & L21-20 also UL verified to Federal Spec. WC-596G CSA certified to C22.2, no. 42 except 7310B, NEMA L11-20, L12-20, 7410B, L18-20, L19-20, L20-20 NEMA L11-20, L14-20, L15-20, L18-20, L21-20, L22-20 also NOM certified 	<ul style="list-style-type: none"> Listed to UL 498, file no. E2369 NEMA L5-30, L6-30, L7-30, L14-30, L15-30, L20-30, L21-30, L23-30 also UL verified to Federal Spec. WC-596G CSA certified to C22.2, no. 42 except NEMA L11-20, L12-20, 3330-2, L10-30, L11-30, L12-30, L13-30, 3430, L18-30, L19-30, L20-30 NEMA L5-30, L10-30, L11-30, L14-30, L15-30, L18-30 also NOM certified 	<ul style="list-style-type: none"> Listed to UL 498, file no. E2369 CSA certified to C22.2, no. 42 except NEMA L5-30 NOM certified, except for L7-20, L8-20, L6-30, L7-30, L8-30, L16-20, L21-30, L22-30, L23-30 	<ul style="list-style-type: none"> Listed to UL 498, file no. E2369
		Flammability	Meets UL 94 requirements, V0 rated	Meets UL 94 requirements, V0 rated	Meets UL94 requirements, V0 rated
Temperature Rating		-40°C to 60°C (-40°F to 140°F)	-40°C to 60°C (-40°F to 140°F)	-40°C to 70°C (-40°F to 158°F)	-40°C to 105°C (-40°F to 221°F)
Specifications: Electrical	Dielectric Voltage	Withstands 2,500V per UL 498	Withstands 2,500V per UL 498	Withstands 2,500V per UL 498	Withstands 1500V per UL 498
	Current Interrupting	Yes, at full-rated current	Yes, at full-rated current	Yes, at full-rated current	Yes, at full-rated current
	Temperature Rise	Max. 30°C (86°F) after 200 cycles of overload @ 200% of rated current (DC)	Max. 30°C (86°F) after 200 cycles of overload @ 200% of rated current (DC)	Max. 30°C (86°F) after 200 cycles of overload @ 200% of rated current (DC)	Max. 30°C (86°F) after 100 cycles of overload @ 150% of rated current (DC)
Specifications: Mechanical	Terminal Accommodation	#14 - #8 AWG	#14 - #8 AWG	#14 - #8 AWG	#14 - #10 AWG
	Voltage Ratings	Permanently marked on device	Permanently marked on device	Permanently marked on device	Permanently marked on device
Materials:	Face	Glass-filled nylon	Glass-filled nylon	Glass-filled nylon	Glass-filled nylon
	Base	Glass-filled nylon	Glass-filled nylon	Glass-filled nylon	Glass-filled nylon
	Mounting Strap	.050" thick steel, zinc plated	.050" thick steel, zinc plated	.050" thick steel, zinc plated	.050" thick steel, zinc plated
	Line Contacts	0.042" thick brass	0.042" thick brass	0.042" thick brass	0.032" thick brass, bronze
	Terminal Screws	#10-32 brass, neutral screw nickel plated	#10-32 brass, neutral screw nickel plated	#10-32 brass, neutral screw nickel plated	#8-32 steel, nickel plated
	Ground Screw	#10-32 brass (green)	#10-32 brass (green)	#10-32 brass (green)	#8-32 brass, green
	Contact Springs	.040" thick brass	.040" thick brass	.040" thick brass	0.032" thick brass, bronze
	Terminal Clamps/Plates	.040" thick brass	.040" thick brass	.040" thick brass	0.070" thick steel, zinc plated
	Ground Contacts	.040" thick brass	.040" thick brass	.040" thick brass	N/A
	Back Plate	.040" thick brass, nickel-plated	.040" thick brass, nickel-plated	.040" thick brass, nickel-plated	N/A
	Mounting Screws	Steel, zinc-plated	Steel, zinc-plated	Steel, zinc-plated	Steel, zinc-plated