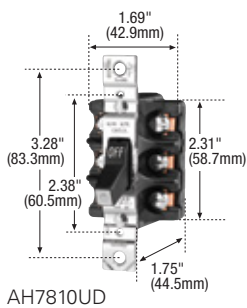
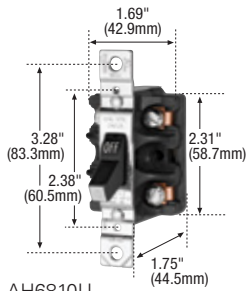


### Industrial grade manual motor controllers

#### Product description

2-pole & 3-pole  
30A, 600V/AC



#### Two-position, maintained contact, single throw, 2-pole, single-phase

Rating A	V/AC	Description	Termination style	Max. AWG wire size	Catalog no.		
30	600	Switch only	Front wired screw	#10 AWG	<input type="checkbox"/> AH6810U	•	•
		Switch in NEMA Type 1 enclosure	Front wired screw	#10 AWG	<input type="checkbox"/> AH6810G	•	•
		Switch in NEMA Type 3R enclosure	Front wired screw	#10 AWG	<input type="checkbox"/> AH6810W*	•	•
		Switch in NEMA Type 3, 7 & 9 enclosure for hazardous enclosures. Class I, Div. 1 & 2, Groups C, D; Class II, Groups E, F, G	Front wired screw	#10 AWG	<input type="checkbox"/> AH6810E	•	•

\*For Canada, order Cat. no. AH6810WR  
type 3, 7, 9 enclosure: iron back box with galvanized and acrylic paint finish copperless aluminum

#### Horsepower rated for motor loads per UL508

	120V/AC	240V/AC	480V/AC	600V/AC
HP	2	5	7.5	7.5

#### Two-position, maintained contact, single throw, 3-pole, 3-phase

Rating A	V/AC	Description	Termination style	Max. AWG wire size	Catalog no.		
30	600	Switch only	Front wired screw & clamp	#10 AWG	<input type="checkbox"/> AH7810UD	•	•
		Switch with cover plate for flush mounting	Front wired screw & clamp	#10 AWG	<input type="checkbox"/> AH7810FD	•	•
		Switch in NEMA Type 1 single-gang enclosure	Front wired screw & clamp	#10 AWG	<input type="checkbox"/> AH7810GD	•	•
		Switch in NEMA Type 1 double-gang enclosure	Front wired screw & clamp	#10 AWG	<input type="checkbox"/> AH7810GDB	•	•
		Switch in NEMA Type 3R enclosure	Front wired screw & clamp	#10 AWG	<input type="checkbox"/> AH7810WD	•	•
		Switch in NEMA Type 3, 7 & 9 Enclosure for hazardous enclosures. Class I, Div. 1 & 2, Groups C, D; Class II, groups E, F, G	Front wired screw & clamp	#10 AWG	<input type="checkbox"/> AH7810ED	•	•

Type 3, 7, 9 enclosure: iron back box with galvanized steel and acrylic paint finish copperless aluminum

#### Horsepower rated for motor loads per UL508

	120V/AC	240V/AC	480V/AC	600V/AC
HP	3	7.5	15	15

#### Accessories for 30A manual motor controllers

Description	Catalog no.		
Empty enclosure, NEMA Type 1 single-gang	<input type="checkbox"/> AHN1GD	•	•
Empty enclosure, NEMA Type 3R	<input type="checkbox"/> AHN3WD	•	•
Wet-location plastic 1-Gang weather protective flush mount toggle switch cover	<input type="checkbox"/> S2983	•	•
Cast aluminum single gang 3-hole powder coated back box	<input type="checkbox"/> 1113	•	•
1-Gang, standards size 302/304 Stainless steel wallplate	<input type="checkbox"/> 93071	•	•



AHN1GD



AHN3WD



S2983



1113



93071

Specification information: AH6800 & AH7800 series: E-43

Compliances, specifications and availability are subject to change without notice.

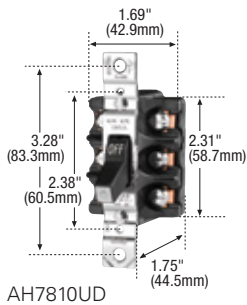
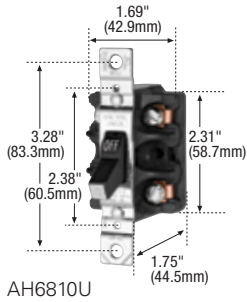
Indicates NAFTA compliant - Page Q-32

RoHS compliant - Page Q-32

## Industrial grade manual motor controllers

### Product description

2-pole & 3-pole  
30A, 600V/AC



### Two-position, maintained contact, single throw, 2-pole, single-phase

Rating A	V/AC	Description	Termination style	Max. AWG wire size	Catalog no.		
30	600	Switch only	Front wired screw	#10 AWG	<input type="checkbox"/> AH6810U	•	•
		Switch in NEMA Type 1 enclosure	Front wired screw	#10 AWG	<input type="checkbox"/> AH6810G	•	•
		Switch in NEMA Type 3R enclosure	Front wired screw	#10 AWG	<input type="checkbox"/> AH6810W*	•	•
		Switch in NEMA Type 3, 7 & 9 enclosure for hazardous enclosures. Class I, Div. 1 & 2, Groups C, D; Class II, Groups E, F, G	Front wired screw	#10 AWG	<input type="checkbox"/> AH6810E	•	•

\*For Canada, order Cat. no. AH6810WR type 3, 9 enclosure: iron back box with galvanized and acrylic paint finish copperless aluminum

#### Horsepower rated for motor loads per UL508

	120V/AC	240V/AC	480V/AC	600V/AC
HP	2	5	7.5	7.5

### Two-position, maintained contact, single throw, 3-pole, 3-phase

Rating A	V/AC	Description	Termination style	Max. AWG wire size	Catalog no.		
30	600	Switch only	Front wired screw & clamp	#10 AWG	<input type="checkbox"/> AH7810UD	•	•
		Switch with cover plate for flush mounting	Front wired screw & clamp	#10 AWG	<input type="checkbox"/> AH7810FD	•	•
		Switch in NEMA Type 1 single-gang enclosure	Front wired screw & clamp	#10 AWG	<input type="checkbox"/> AH7810GD	•	•
		Switch in NEMA Type 1 double-gang enclosure	Front wired screw & clamp	#10 AWG	<input type="checkbox"/> AH7810GDB	•	•
		Switch in NEMA Type 3R enclosure	Front wired screw & clamp	#10 AWG	<input type="checkbox"/> AH7810WD	•	•
		Switch in NEMA Type 3, 7 & 9 Enclosure for hazardous enclosures. Class I, Div. 1 & 2, Groups C, D; Class II, groups E, F, G	Front wired screw & clamp	#10 AWG	<input type="checkbox"/> AH7810ED	•	•

Type 3, 7, 9 enclosure: iron back box with galvanized steel and acrylic paint finish copperless aluminum

#### Horsepower rated for motor loads per UL508

	120V/AC	240V/AC	480V/AC	600V/AC
HP	3	7.5	15	15

### Accessories for 30A manual motor controllers

Description	Catalog no.		
Empty enclosure, NEMA Type 1 single-gang	<input type="checkbox"/> AHN1GD	•	•
Empty enclosure, NEMA Type 3R	<input type="checkbox"/> AHN3WD	•	•
Wet-location plastic 1-Gang weather protective flush mount toggle switch cover	<input type="checkbox"/> S2983	•	•
Cast aluminum single gang 3-hole powder coated back box	<input type="checkbox"/> 1113	•	•
1-Gang, standards size 302/304 Stainless steel wallplate	<input type="checkbox"/> 93071	•	•



AHN1GD



AHN3WD



S2983



1113



93071

Specification information: AH6800 & AH7800 series: E-43

Compliances, specifications and availability are subject to change without notice.

Indicates NAFTA compliant - Page Q-32

RoHS compliant - Page Q-32