

# Powertite® Series Pin and Sleeve Plugs, Connectors and Receptacles

## Applications

- Designed to supply power to portable or fixed electrical equipment such as motor generator units, welders, pumps, compressors, cellular relay stations, and similar apparatus.
- Ideal for use on shipping docks, ports, and other “ship to shore” applications.
- Suitable for use in locations where a weatherproof enclosure is required.
- Rough usage construction.

## Features

- Available in 30, 60, 100, 150, 200, and 400 Amp units.
- Available in two grounding styles: Style 1 (shell only) and Style 2 (shell and extra pole).
- Neoprene bushing compressed by cable collar prevents entrance of water. Bushing is highly resistant to hydrocarbon deterioration and is self-extinguishing.
- Locking screw and slot prevents plug cable collar from “backing off.”
- Contacts exert constant pressure along entire contact surface and provide electrical continuity.
- Suitable for use from -40 °F/-40 °C to 225 °F/107 °C.
- Insulating blocks provide greatest dielectric and mechanical strength and lowest arc tracking.
- Positive polarization: only plugs and receptacles of same style, number of poles and ampere rating can be used together.
- Circuit breaking: in 30, 60, 100, and 200 Amp units, any arcing created as line and load terminals disengage is safely confined deep within terminal cavities. Plugs may be withdrawn in an emergency under full rated loads without separate disconnect switches (400 Amp plug is for disconnecting use only; not for current rupturing).
- 30, 60, 100, and 150 Amp Powertite® plugs also suitable for classified locations when used with Appleton EBR, EBRH, JBR, MD2SR, or DBR explosion-proof interlocking receptacles.
- Controlled length contacts ensure that ground makes first and breaks last for added safety.

## Standard Materials

- Plug, receptacle, connector and mounting box housings: copperfree (4/10 of 1% max.) aluminum
- Insulating blocks: glass filled polyester

## Standard Finishes

- Aluminum plug, receptacle, connector and mounting box housings: epoxy powder coat
- Insulating blocks and contacts: natural finish

## Options

- See Illustrated Options

## Certifications and Compliances

- UL Standard: UL 1682, UL 1686, UL 50E
- UL Listed: E145916, E145917
- CSA Standard: C22.2 No. 182.1
- CSA Certified: 065179
- NEMA 4X (30, 60, 100, 150, and 200 Amp)
- NEMA Configuration: FB11

## Related Products

- For classified location plugs and receptacles, see *Plugs and Receptacles: Hazardous Location*.



30 and 60 Amp



100 and 150 Amp



200 Amp



400 Amp

Classified by UL and Certified by CSA for use in specific combinations with Crouse-Hinds Arktime. Arktime is a registered trademark of Cooper Crouse-Hinds.

# Aluminum Mounting Boxes

## For Powertite® 30, 60, 100, and 150 Amp Receptacles

### 30 Amp



Hub Size (Inches)	AEE	AERH	AERC	AERA
1/2	AEE13	AERH13	AERC13	AERA13
3/4	AEE23	AERH23	AERC23	AERA23
1	AEE33	AERH33	AERC33	AERA33

### 60 and 100 Amp



Hub Size (Inches)	AEE	AERH	AERC	AERA
1	AEE36	AERH36	AERC36	AERA36
1-1/4	AEE46	AERH46	AERC46	AERA46
1-1/2	AEE56	AERH56	AERC56	AERA56

### 60, 100, and 150 Amp



Hub Size (Inches)	AJA Back Box and Adapter *	Angle Adapter Only
1	AJA310	
1-1/4	AJA410	AJA100
1-1/2	AJA510	
2	AJA610	

### Replacement Receptacle Mounting Gasket

Amp	Back Box Type	Part Number
30	AEE, AERH, AERC, AERA	69060871000
60, 100	AEE, AERH, AERC, AERA	69060567000
60, 100, 150	AJA	69009497000

\* Feed-Thru box furnished with one close-up plug in bottom recessed hub.

# Powertite® 30, 60, 100, and 150 Amp Mounting Box Dimensions

600 Vac, 250 Vdc, 50-400 Hz

Plugs and Receptacles

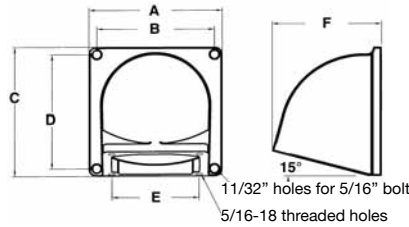
## AJA Mounting Boxes



Amp	Hub Size (Inches)	Dimensions in Inches/Millimeters		
		A	B †	C
60, 100 and 150	1	1.13/28.7	0.56/14.2	8.0/203.2
	1-1/4	1.13/28.7	0.56/14.2	8.0/203.2
	1-1/2	1.50/38.1	0.56/14.2	8.0/203.2
	2	1.50/38.1	0.56/14.2	8.0/203.2

PLUGS AND RECEPTACLES: ORDINARY LOCATION

## AJA100 Angle Adapter



Dimensions in Inches/Millimeters					
A	B	C	D	E	F
5.87/149.0	5.18/131.5	5.87/149.0	5.18/131.5	3.50/88.9	4.81/122.1

† AJA has two hubs. Close-up plug furnished in bottom recessed hub.

# Powertite® 30, 60, 100, and 150 Amp Mounting Box Dimensions

600 Vac, 250 Vdc, 50-400 Hz

## AERA\*, AERC‡ and AERH Mounting Boxes



Amp	Hub Size (Inches)	Dimensions in Inches/Millimeters								
		A*	B‡	C	D	E	F	G	H	J
30	1/2	0.69/17.5	5.31/134.8	3.38/85.8	3.38/85.8	2.50/63.5	2.63/66.8	4.56/115.8	2.72/69.0	0.94/23.8
30	3/4	0.75/19.0	5.31/134.8	3.38/85.8	3.38/85.8	2.50/63.5	2.63/66.8	4.56/115.8	2.72/69.0	0.94/23.8
30	1	0.81/20.5	5.31/134.8	3.38/85.8	3.38/8.6	2.50/63.5	2.63/66.8	4.56/115.8	2.72/69.0	0.94/23.8
60	1	0.81/20.5	6.50/165.1	4.25/107.9	4.25/107.9	3.13/79.5	3.50/88.9	5.88/149.3	3.50/88.9	1.38/35.0
60	1-1/4	0.94/23.8	6.50/165.1	4.25/107.9	4.25/107.9	3.13/79.5	3.50/88.9	5.88/149.3	3.50/88.9	1.38/35.0
60	1-1/2	1.00/25.4	6.50/165.1	4.25/107.9	4.25/107.9	3.13/79.5	3.50/88.9	5.88/149.3	3.50/88.9	1.38/35.0

## AEE Mounting Box



Amp	Hub Size (Inches)	Dimensions in Inches/Millimeters						
		A	B	C	D	E	F	G
30	1/2, 3/4, 1	4.12/104.6	5.00/127.0	3.33/84.5	4.25/107.9	3.38/85.8	1.18/29.9	1.10/27.9
60	1, 1-1/4, 1-1/2	5.41/137.4	6.38/162.0	4.23/107.4	5.38/136.6	4.25/107.9	1.50/38.1	1.50/38.1

\* Dimension "A" for AERA only.  
‡ Dimension "B" for AERC only.

# Powertite® 200 and 400 Amp Mounting Boxes and Replacement Interiors

600 Vac, 250 Vdc, 50-400 Hz.

Plugs and Receptacles

PLUGS AND RECEPTACLES: ORDINARY LOCATION

## 200 Amp Mounting Boxes and Angle Adapter



Hub Size (Inches)	AJB	AJA	AJAC (Feed-Thru)	AJA200 (Angle Adapter Only)
1-1/2 NPT	—	AJA520	—	AJA200
2 NPT	AJB620	AJA620	—	AJA200
2-1/2 NPT	—	AJA720	AJAC720	AJA200
2-3/8 (Slip Hole)	AJB238	—	—	—

## 400 Amp Mounting Box and Angle Adapter



Hub Size (Inches)	AJAC *	AJA400 (Angle Adapter Only)
4	AJAC400	AJA400

## 200 Amp Interiors †



Grounding Style	Wire/Pole	Receptacle	Plug	Receptacle	Plug
Style 1 (Shell Only)	3W, 3P	ARI20033	API20033	—	—
	4W, 4P	ARI20044	API20044	—	—
Style 2 (Shell and Extra Pole)	2W, 3P	—	—	ARI20023	API20023
	3W, 4P	—	—	ARI20034	API20034

## 400 Amp Interiors †



Wire Recess Dia. (Inches)	Grounding Style	Wire/Pole	Receptacle	Plug	Receptacle	Plug
.84	Style 1 (Shell Only)	3W, 3P	ARI40033	API40033	—	—
		4W, 4P	ARI40044	API40044	—	—
	Style 2 (Shell and Extra Pole)	2W, 3P	—	—	ARI40023	API40023
		3W, 4P	—	—	ARI40034	API40034
1.25	Style 1 (Shell Only)	3W, 3P	ARI40133	API40133	—	—
		4W, 4P	ARI40144	API40144	—	—
	Style 2 (Shell and Extra Pole)	2W, 3P	—	—	ARI40123	API40123
		3W, 4P	—	—	ARI40134	API40134

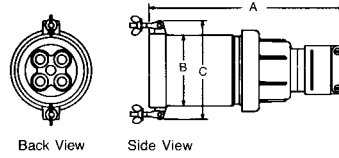
\* Has feed-thru 4" tapped openings. Supplied with one 4" to 3" reducer and one 4" close-up plug.

† Pins and sleeves are not sold separately.

# Powertite® 200 Amp Connector, Plug and Adapter Dimensions

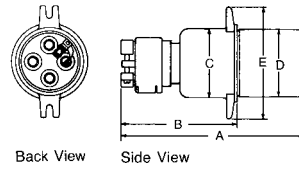
600 Vac, 250 Vdc, 50-400 Hz.

## Connector Body



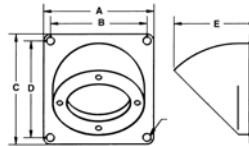
No. Poles	Dimensions in Inches/Millimeters		
	A	B	C
3	13.00/330.2	4.19/106.4	5.38/136.6
4	13.00/330.2	4.56/115.8	5.75/146.0

## Plug



No. Poles	Dimensions in Inches/Millimeters				
	A	B	C	D	E
3	11.94/303.2	7.81/198.3	3.81/96.7	3.75/95.2	6.44/163.5
4	11.94/303.2	7.81/198.3	4.19/106.4	4.13/104.95	6.81/172.9

## AJA200 Angle Adapter



Dimensions in Inches/Millimeters				
A	B	C	D	E
8.0/203.2	7.0/177.8	8.0/203.2	7.0/177.8	6.0/152.4

Plugs and Receptacles

PLUGS AND RECEPTACLES: ORDINARY LOCATION

# Powertite® Series Pin and Sleeve Plugs, Connectors and Receptacles

## Applications

- Designed to supply power to portable or fixed electrical equipment such as motor generator units, welders, pumps, compressors, cellular relay stations, and similar apparatus.
- Ideal for use on shipping docks, ports, and other “ship to shore” applications.
- Suitable for use in locations where a weatherproof enclosure is required.
- Rough usage construction.

## Features

- Available in 30, 60, 100, 150, 200, and 400 Amp units.
- Available in two grounding styles: Style 1 (shell only) and Style 2 (shell and extra pole).
- Neoprene bushing compressed by cable collar prevents entrance of water. Bushing is highly resistant to hydrocarbon deterioration and is self-extinguishing.
- Locking screw and slot prevents plug cable collar from “backing off.”
- Contacts exert constant pressure along entire contact surface and provide electrical continuity.
- Suitable for use from -40 °F/-40 °C to 225 °F/107 °C.
- Insulating blocks provide greatest dielectric and mechanical strength and lowest arc tracking.
- Positive polarization: only plugs and receptacles of same style, number of poles and ampere rating can be used together.
- Circuit breaking: in 30, 60, 100, and 200 Amp units, any arcing created as line and load terminals disengage is safely confined deep within terminal cavities. Plugs may be withdrawn in an emergency under full rated loads without separate disconnect switches (400 Amp plug is for disconnecting use only; not for current rupturing).
- 30, 60, 100, and 150 Amp Powertite® plugs also suitable for classified locations when used with Appleton EBR, EBRH, JBR, MD2SR, or DBR explosion-proof interlocking receptacles.
- Controlled length contacts ensure that ground makes first and breaks last for added safety.

## Standard Materials

- Plug, receptacle, connector and mounting box housings: copperfree (4/10 of 1% max.) aluminum
- Insulating blocks: glass filled polyester

## Standard Finishes

- Aluminum plug, receptacle, connector and mounting box housings: epoxy powder coat
- Insulating blocks and contacts: natural finish

## Options

- See Illustrated Options

## Certifications and Compliances

- UL Standard: UL 1682, UL 1686, UL 50E
- UL Listed: E145916, E145917
- CSA Standard: C22.2 No. 182.1
- CSA Certified: 065179
- NEMA 4X (30, 60, 100, 150, and 200 Amp)
- NEMA Configuration: FB11

## Related Products

- For classified location plugs and receptacles, see *Plugs and Receptacles: Hazardous Location*.



30 and 60 Amp



100 and 150 Amp



200 Amp



400 Amp

Classified by UL and Certified by CSA for use in specific combinations with Crouse-Hinds Arktime. Arktime is a registered trademark of Cooper Crouse-Hinds.

# Aluminum Mounting Boxes

## For Powertite® 30, 60, 100, and 150 Amp Receptacles

### 30 Amp



Hub Size (Inches)	AEE	AERH	AERC	AERA
1/2	AEE13	AERH13	AERC13	AERA13
3/4	AEE23	AERH23	AERC23	AERA23
1	AEE33	AERH33	AERC33	AERA33

### 60 and 100 Amp



Hub Size (Inches)	AEE	AERH	AERC	AERA
1	AEE36	AERH36	AERC36	AERA36
1-1/4	AEE46	AERH46	AERC46	AERA46
1-1/2	AEE56	AERH56	AERC56	AERA56

### 60, 100, and 150 Amp



Hub Size (Inches)	AJA Back Box and Adapter *	Angle Adapter Only
1	AJA310	
1-1/4	AJA410	AJA100
1-1/2	AJA510	
2	AJA610	

### Replacement Receptacle Mounting Gasket

Amp	Back Box Type	Part Number
30	AEE, AERH, AERC, AERA	69060871000
60, 100	AEE, AERH, AERC, AERA	69060567000
60, 100, 150	AJA	69009497000

\* Feed-Thru box furnished with one close-up plug in bottom recessed hub.



# Powertite® 30, 60, 100, and 150 Amp Mounting Box Dimensions

600 Vac, 250 Vdc, 50-400 Hz

Plugs and Receptacles

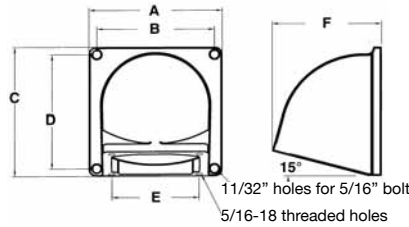
## AJA Mounting Boxes



Amp	Hub Size (Inches)	Dimensions in Inches/Millimeters		
		A	B †	C
60, 100 and 150	1	1.13/28.7	0.56/14.2	8.0/203.2
	1-1/4	1.13/28.7	0.56/14.2	8.0/203.2
	1-1/2	1.50/38.1	0.56/14.2	8.0/203.2
	2	1.50/38.1	0.56/14.2	8.0/203.2

PLUGS AND RECEPTACLES: ORDINARY LOCATION

## AJA100 Angle Adapter



Dimensions in Inches/Millimeters					
A	B	C	D	E	F
5.87/149.0	5.18/131.5	5.87/149.0	5.18/131.5	3.50/88.9	4.81/122.1

† AJA has two hubs. Close-up plug furnished in bottom recessed hub.

# Powertite® 30, 60, 100, and 150 Amp Mounting Box Dimensions

600 Vac, 250 Vdc, 50-400 Hz

## AERA\*, AERC‡ and AERH Mounting Boxes



Amp	Hub Size (Inches)	Dimensions in Inches/Millimeters								
		A*	B‡	C	D	E	F	G	H	J
30	1/2	0.69/17.5	5.31/134.8	3.38/85.8	3.38/85.8	2.50/63.5	2.63/66.8	4.56/115.8	2.72/69.0	0.94/23.8
30	3/4	0.75/19.0	5.31/134.8	3.38/85.8	3.38/85.8	2.50/63.5	2.63/66.8	4.56/115.8	2.72/69.0	0.94/23.8
30	1	0.81/20.5	5.31/134.8	3.38/85.8	3.38/8.6	2.50/63.5	2.63/66.8	4.56/115.8	2.72/69.0	0.94/23.8
60	1	0.81/20.5	6.50/165.1	4.25/107.9	4.25/107.9	3.13/79.5	3.50/88.9	5.88/149.3	3.50/88.9	1.38/35.0
60	1-1/4	0.94/23.8	6.50/165.1	4.25/107.9	4.25/107.9	3.13/79.5	3.50/88.9	5.88/149.3	3.50/88.9	1.38/35.0
60	1-1/2	1.00/25.4	6.50/165.1	4.25/107.9	4.25/107.9	3.13/79.5	3.50/88.9	5.88/149.3	3.50/88.9	1.38/35.0

## AEE Mounting Box



Amp	Hub Size (Inches)	Dimensions in Inches/Millimeters						
		A	B	C	D	E	F	G
30	1/2, 3/4, 1	4.12/104.6	5.00/127.0	3.33/84.5	4.25/107.9	3.38/85.8	1.18/29.9	1.10/27.9
60	1, 1-1/4, 1-1/2	5.41/137.4	6.38/162.0	4.23/107.4	5.38/136.6	4.25/107.9	1.50/38.1	1.50/38.1

\* Dimension "A" for AERA only.  
‡ Dimension "B" for AERC only.

# Powertite® 200 and 400 Amp Mounting Boxes and Replacement Interiors

600 Vac, 250 Vdc, 50-400 Hz.

Plugs and Receptacles

PLUGS AND RECEPTACLES: ORDINARY LOCATION

## 200 Amp Mounting Boxes and Angle Adapter



Hub Size (Inches)	AJB	AJA	AJAC (Feed-Thru)	AJA200 (Angle Adapter Only)
1-1/2 NPT	—	AJA520	—	AJA200
2 NPT	AJB620	AJA620	—	AJA200
2-1/2 NPT	—	AJA720	AJAC720	AJA200
2-3/8 (Slip Hole)	AJB238	—	—	—

## 400 Amp Mounting Box and Angle Adapter



Hub Size (Inches)	AJAC *	AJA400 (Angle Adapter Only)
4	AJAC400	AJA400

## 200 Amp Interiors †



Grounding Style	Wire/Pole	Receptacle	Plug	Receptacle	Plug
Style 1 (Shell Only)	3W, 3P	ARI20033	API20033	—	—
	4W, 4P	ARI20044	API20044	—	—
Style 2 (Shell and Extra Pole)	2W, 3P	—	—	ARI20023	API20023
	3W, 4P	—	—	ARI20034	API20034

## 400 Amp Interiors †



Wire Recess Dia. (Inches)	Grounding Style	Wire/Pole	Receptacle	Plug	Receptacle	Plug
.84	Style 1 (Shell Only)	3W, 3P	ARI40033	API40033	—	—
		4W, 4P	ARI40044	API40044	—	—
	Style 2 (Shell and Extra Pole)	2W, 3P	—	—	ARI40023	API40023
		3W, 4P	—	—	ARI40034	API40034
1.25	Style 1 (Shell Only)	3W, 3P	ARI40133	API40133	—	—
		4W, 4P	ARI40144	API40144	—	—
	Style 2 (Shell and Extra Pole)	2W, 3P	—	—	ARI40123	API40123
		3W, 4P	—	—	ARI40134	API40134

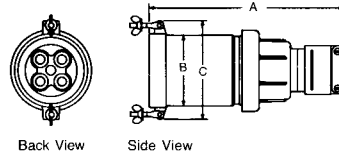
\* Has feed-thru 4" tapped openings. Supplied with one 4" to 3" reducer and one 4" close-up plug.

† Pins and sleeves are not sold separately.

# Powertite® 200 Amp Connector, Plug and Adapter Dimensions

600 Vac, 250 Vdc, 50-400 Hz.

## Connector Body



No. Poles	Dimensions in Inches/Millimeters		
	A	B	C
3	13.00/330.2	4.19/106.4	5.38/136.6
4	13.00/330.2	4.56/115.8	5.75/146.0

## Plug



No. Poles	Dimensions in Inches/Millimeters				
	A	B	C	D	E
3	11.94/303.2	7.81/198.3	3.81/96.7	3.75/95.2	6.44/163.5
4	11.94/303.2	7.81/198.3	4.19/106.4	4.13/104.95	6.81/172.9

## AJA200 Angle Adapter



Dimensions in Inches/Millimeters				
A	B	C	D	E
8.0/203.2	7.0/177.8	8.0/203.2	7.0/177.8	6.0/152.4

Plugs and Receptacles

PLUGS AND RECEPTACLES: ORDINARY LOCATION