

**SCREW-COVER, TYPE 3R**

**INDUSTRY STANDARDS**

 UL 50, 50E Listed; Type 3R; File No. E27525  
 cUL Listed per CSA C22.2 No 94; Type 3R; File No. E27525

 NEMA/EEMAC Type 3R  
 IEC 60529, IP32

**APPLICATION**

Use this enclosure with or without knockouts in outdoor applications as a wiring or junction box.

**FEATURES**

- Drip shield top and seam-free sides, front and back
- Slip-on removable cover fastened with plated steel screws along bottom edge
- Handles on larger sizes (see table)
- Embossed mounting holes on back of enclosure
- Knockouts in bottom of 16 and 14 gauge enclosures
- Provision for padlocking
- No gasketing

**SPECIFICATIONS**

- 16, 14 or 12 gauge galvanized steel

**FINISH**

ANSI 61 gray polyester powder paint finish inside and out over pretreated surfaces.

**ACCESSORIES**

See also *Accessories*.  
 Industrial Corrosion Inhibitors  
 Electric Heater  
 Grounding Device  
 Mounting Bracket Kit  
 Touch-Up Paint

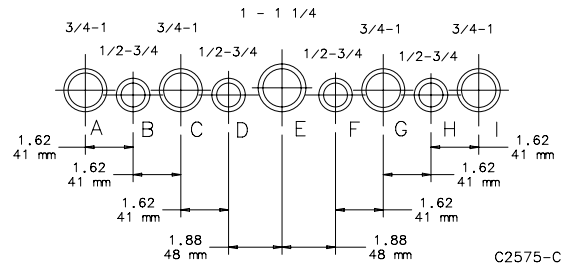
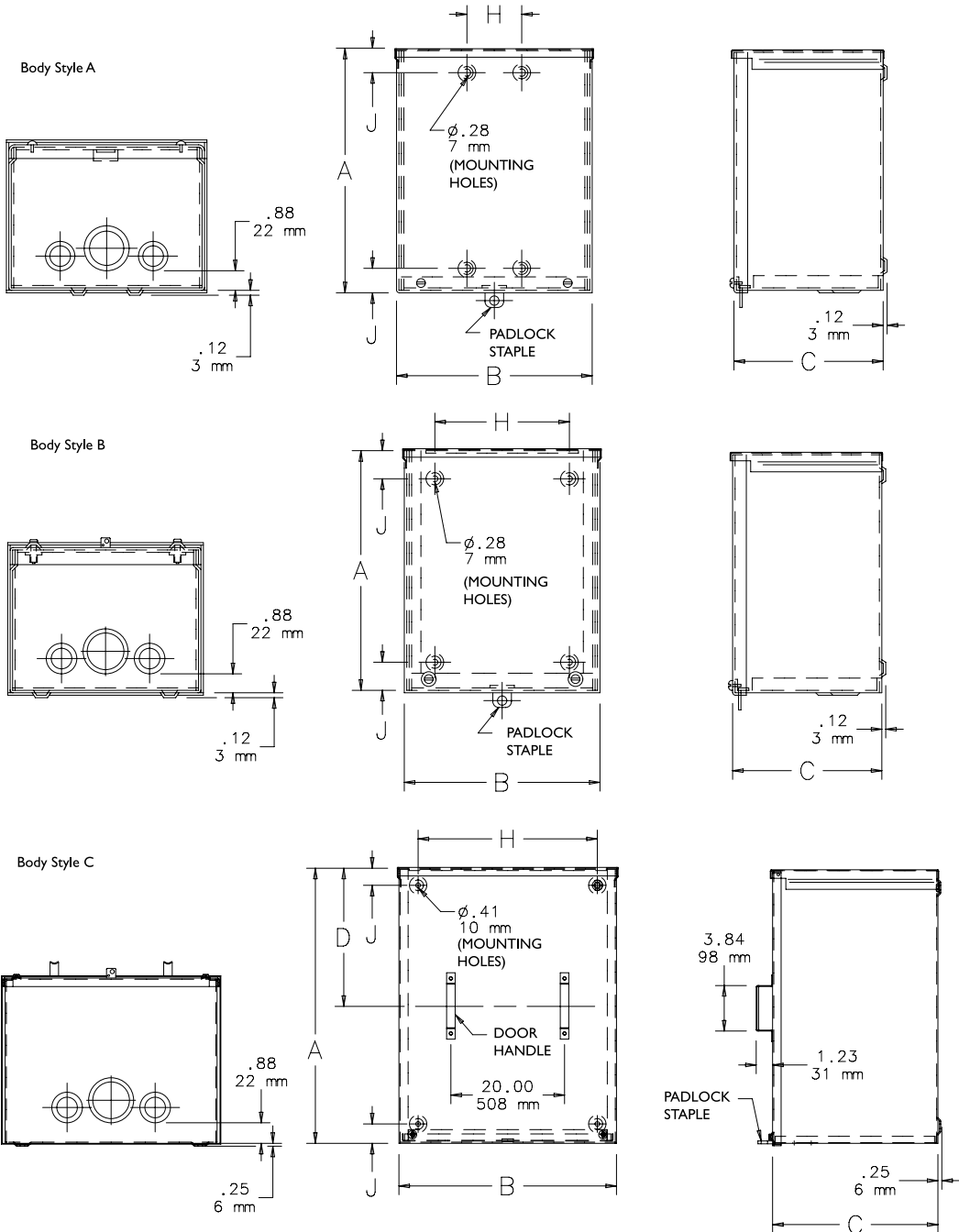
**BULLETIN: A90S3**

## Standard Product

Catalog Number	AxBxC in./mm	Body Style	Body Thickness (ga.)	Cover Thickness (ga.)	D in./mm	Mounting H in./mm	Mounting J in./mm	Knockout Pattern
A4R44	4.00 x 4.00 x 4.00 102 x 102 x 102	A	16	16	— —	1.88 48	2.00 51	B-C
A6R44	6.00 x 4.00 x 4.00 152 x 102 x 102	A	16	16	— —	1.88 48	1.06 27	B-C
A12R44	12.00 x 4.00 x 4.00 305 x 102 x 102	A	16	16	— —	1.88 48	1.06 27	B-C
A6R64	6.00 x 6.00 x 4.00 152 x 152 x 102	A	16	16	— —	2.25 57	1.06 27	B-C-D
A8R64	8.00 x 6.00 x 4.00 203 x 152 x 102	A	16	16	— —	2.25 57	1.06 27	B-C-D
A8R84	8.00 x 8.00 x 4.00 203 x 203 x 102	A	16	16	— —	2.25 57	1.06 27	F-G-H-I
A10R84	10.00 x 8.00 x 4.00 254 x 203 x 102	A	16	16	— —	2.25 57	1.06 27	F-G-H-I
A12R84	12.00 x 8.00 x 4.00 305 x 203 x 102	A	16	16	— —	2.25 57	1.06 27	F-G-H-I
A10R104	10.00 x 10.00 x 4.00 254 x 254 x 102	A	16	16	— —	2.25 57	1.06 27	C-D-E-F-G
A12R104	12.00 x 10.00 x 4.00 305 x 254 x 102	A	16	16	— —	2.25 57	1.06 27	C-D-E-F-G
A12R124	12.00 x 12.00 x 4.00 305 x 305 x 102	A	16	16	— —	2.25 57	1.06 27	C-D-E-F-G
A18R124	18.00 x 12.00 x 4.00 457 x 305 x 102	A	16	16	— —	2.25 57	1.06 27	C-D-E-F-G
A18R184	18.00 x 18.00 x 4.00 457 x 457 x 102	B	16	16	— —	13.00 330	1.12 28	A-B-C-D-E-F-G-H-I
A6R66	6.00 x 6.00 x 6.00 152 x 152 x 152	A	16	16	— —	2.25 57	1.06 27	B-C-D
A8R86	8.00 x 8.00 x 6.00 203 x 203 x 152	A	16	16	— —	2.25 57	1.06 27	F-G-H-I
A10R86	10.00 x 8.00 x 6.00 254 x 203 x 152	A	16	16	— —	2.25 57	1.06 27	F-G-H-I
A10R106	10.00 x 10.00 x 6.00 254 x 254 x 152	A	16	16	— —	2.25 57	1.06 27	C-D-E-F-G
A12R86	18.00 x 8.00 x 6.00 457 x 203 x 152	A	16	16	— —	2.25 57	1.06 27	F-G-H-I
A12R106	12.00 x 10.00 x 6.00 305 x 254 x 152	A	16	16	— —	2.25 57	1.06 27	C-D-E-F-G
A12R126	12.00 x 12.00 x 6.00 305 x 305 x 152	A	16	16	— —	2.25 57	1.06 27	C-D-E-F-G

Catalog Number	AxBxC in./mm	Body Style	Body Thickness (ga.)	Cover Thickness (ga.)	D in./mm	Mounting H in./mm	Mounting J in./mm	Knockout Pattern
A15R126	15.00 x 12.00 x 6.00 381 x 305 x 152	A	16	16	— —	2.25 57	1.06 27	C-D-E-F-G
A16R126	16.00 x 12.00 x 6.00 406 x 305 x 152	A	16	16	— —	2.25 57	1.06 27	C-D-E-F-G
A18R126	18.00 x 12.00 x 6.00 457 x 305 x 152	A	16	16	— —	2.25 57	1.06 27	C-D-E-F-G
A18R186	18.00 x 18.00 x 6.00 457 x 457 x 152	B	16	16	— —	13.00 330	1.12 28	A-B-C-D-E-F-G-H-I
A24R126	24.00 x 12.00 x 6.00 610 x 305 x 152	B	16	16	— —	13.00 330	1.12 28	C-D-E-F-G
A24R186	24.00 x 18.00 x 6.00 610 x 457 x 152	B	16	16	— —	13.00 330	1.12 28	A-B-C-D-E-F-G-H-I
A24R246	24.00 x 24.00 x 6.00 610 x 610 x 152	B	14	14	— —	13.00 330	1.12 28	A-B-C-D-E-F-G-H-I
A8R88	8.00 x 8.00 x 8.00 203 x 203 x 203	A	16	16	— —	2.25 57	1.06 27	F-G-H-I
A12R128	12.00 x 12.00 x 8.00 305 x 305 x 203	A	16	16	— —	2.25 57	1.06 27	C-D-E-F-G
A15R128	15.00 x 12.00 x 8.00 381 x 305 x 203	A	16	16	— —	2.25 57	1.06 27	C-D-E-F-G
A18R128	18.00 x 12.00 x 8.00 457 x 305 x 203	A	16	16	— —	2.25 57	1.12 28	C-D-E-F-G
A24R168	24.00 x 16.00 x 8.00 610 x 406 x 203	B	16	16	— —	13.00 330	1.12 28	C-D-E-F-G
A18R188	18.00 x 18.00 x 8.00 457 x 457 x 203	B	16	16	— —	13.00 330	1.12 28	A-B-C-D-E-F-G-H-I
A24R188	24.00 x 18.00 x 8.00 610 x 457 x 203	B	16	16	— —	13.00 330	1.12 28	A-B-C-D-E-F-G-H-I
A24R208	24.00 x 20.00 x 8.00 610 x 508 x 203	B	16	16	— —	13.00 330	1.12 28	A-B-C-D-E-F-G-H-I
A24R248	24.00 x 24.00 x 8.00 610 x 610 x 203	C	14	14	12.19 310	13.00 330	1.12 28	A-B-C-D-E-F-G-H-I
A30R248	30.00 x 24.00 x 8.00 762 x 610 x 203	C	14	14	15.19 386	13.00 330	1.12 28	A-B-C-D-E-F-G-H-I
A48R368	48.00 x 36.00 x 8.00 1219 x 914 x 203	C	12	12	24.19 614	33.00 838	1.50 38	A-B-C-D-E-F-G-H-I
A18R1810	18.00 x 18.00 x 10.00 457 x 457 x 254	B	16	16	— —	13.00 330	1.12 28	A-B-C-D-E-F-G-H-I
A24R1810	24.00 x 18.00 x 10.00 610 x 457 x 254	B	16	16	— —	13.00 330	1.12 28	A-B-C-D-E-F-G-H-I
A24R2410	24.00 x 24.00 x 10.00 610 x 610 x 254	C	14	14	12.19 310	13.00 330	1.12 28	A-B-C-D-E-F-G-H-I
A30R2410	30.00 x 24.00 x 10.00 762 x 610 x 254	C	14	14	15.19 386	13.00 330	1.50 38	A-B-C-D-E-F-G-H-I
A24R2412	24.00 x 24.00 x 12.00 610 x 610 x 305	C	14	14	12.19 310	13.00 330	1.12 28	A-B-C-D-E-F-G-H-I
A30R3012	30.00 x 30.00 x 12.00 762 x 762 x 305	C	12	14	15.19 386	27.00 686	1.50 38	A-B-C-D-E-F-G-H-I
A36R3012	36.00 x 30.00 x 12.00 914 x 762 x 305	C	12	12	18.19 462	27.00 686	1.50 38	A-B-C-D-E-F-G-H-I
A36R3612	36.00 x 36.00 x 12.00 914 x 914 x 305	C	12	12	18.19 462	33.00 838	1.50 38	A-B-C-D-E-F-G-H-I
A30R3016	30.00 x 30.00 x 16.00 762 x 762 x 406	C	12	14	15.19 386	27.00 686	1.50 38	A-B-C-D-E-F-G-H-I
A48R3616	48.00 x 36.00 x 16.00 1219 x 914 x 406	C	12	12	24.19 614	33.00 838	1.50 38	A-B-C-D-E-F-G-H-I
A4R44NK	4.00 x 4.00 x 4.00 102 x 102 x 102	A	16	16	— —	1.88 48	2.00 51	—
A6R64NK	6.00 x 6.00 x 4.00 152 x 152 x 102	A	16	16	— —	2.25 57	1.06 27	—
A8R64NK	8.00 x 6.00 x 4.00 203 x 152 x 102	A	16	16	— —	2.25 57	1.06 27	—
A8R84NK	8.00 x 8.00 x 4.00 203 x 203 x 102	A	16	16	— —	2.25 57	1.06 27	—
A10R84NK	10.00 x 8.00 x 4.00 254 x 203 x 102	A	16	16	— —	2.25 57	1.06 27	—
A12R84NK	12.00 x 8.00 x 4.00 305 x 203 x 102	A	16	16	— —	2.25 57	1.06 27	—
A10R104NK	10.00 x 10.00 x 4.00 254 x 254 x 102	A	16	16	— —	2.25 57	1.06 27	—
A12R104NK	12.00 x 10.00 x 4.00 305 x 254 x 102	A	16	16	— —	2.25 57	1.06 27	—
A12R124NK	12.00 x 12.00 x 4.00 305 x 305 x 102	A	16	16	— —	2.25 57	1.06 27	—
A18R184NK	18.00 x 18.00 x 4.00 457 x 457 x 102	B	16	16	— —	13.00 330	1.12 28	—
A6R66NK	6.00 x 6.00 x 6.00 152 x 152 x 152	A	16	16	— —	2.25 57	1.06 27	—

Catalog Number	AxBxC in./mm	Body Style	Body Thickness (ga.)	Cover Thickness (ga.)	D in./mm	Mounting H in./mm	Mounting J in./mm	Knockout Pattern
A18R66NK	18.00 x 6.00 x 6.00 457 x 152 x 152	A	16	16	— —	2.25 57	1.06 27	—
A8R86NK	8.00 x 8.00 x 6.00 203 x 203 x 152	A	16	16	— —	2.25 57	1.06 27	—
A10R86NK	10.00 x 8.00 x 6.00 254 x 203 x 152	A	16	16	— —	2.25 57	1.06 27	—
A10R106NK	10.00 x 10.00 x 6.00 254 x 254 x 152	A	16	16	— —	2.25 57	1.06 27	—
A12R106NK	12.00 x 10.00 x 6.00 305 x 254 x 152	A	16	16	— —	2.25 57	1.06 27	—
A12R126NK	12.00 x 12.00 x 6.00 305 x 305 x 152	A	16	16	— —	2.25 57	1.06 27	—
A15R126NK	15.00 x 12.00 x 6.00 381 x 305 x 152	A	16	16	— —	2.25 57	1.06 27	—
A16R126NK	16.00 x 12.00 x 6.00 406 x 305 x 152	A	16	16	— —	2.25 57	1.06 27	—
A18R126NK	18.00 x 12.00 x 6.00 457 x 305 x 152	A	16	16	— —	2.25 57	1.06 27	—
A18R186NK	18.00 x 18.00 x 6.00 457 x 457 x 152	B	16	16	— —	13.00 330	1.12 28	—
A24R186NK	24.00 x 18.00 x 6.00 610 x 457 x 152	B	16	16	— —	13.00 330	1.12 28	—
A24R246NK	24.00 x 24.00 x 6.00 610 x 610 x 152	B	14	14	— —	13.00 330	1.12 28	—
A8R88NK	8.00 x 8.00 x 8.00 203 x 203 x 203	A	16	16	— —	2.25 1.06	1.06 27	—
A24R88NK	24.00 x 8.00 x 8.00 610 x 203 x 203	A	16	16	— —	2.25 1.06	1.06 27	—
A12R128NK	12.00 x 12.00 x 8.00 305 x 305 x 203	A	16	16	— —	2.25 57	1.06 27	—
A15R128NK	15.00 x 12.00 x 8.00 381 x 305 x 203	A	16	16	— —	2.25 57	1.06 27	—
A18R128NK	18.00 x 12.00 x 8.00 457 x 305 x 203	A	16	16	— —	2.25 57	1.12 28	—
A18R188NK	18.00 x 18.00 x 8.00 457 x 457 x 203	B	16	16	— —	13.00 330	1.12 28	—
A24R188NK	24.00 x 18.00 x 8.00 610 x 457 x 203	B	16	16	— —	13.00 330	1.12 28	—
A24R208NK	24.00 x 20.00 x 8.00 610 x 508 x 203	B	16	16	— —	13.00 330	1.12 28	—
A24R248NK	24.00 x 24.00 x 8.00 610 x 610 x 203	C	14	14	12.19 310	13.00 330	1.12 28	—
A30R248NK	30.00 x 24.00 x 8.00 762 x 610 x 203	C	14	14	15.19 386	13.00 330	1.12 28	—
A48R368NK	48.00 x 36.00 x 8.00 1219 x 914 x 203	C	12	12	24.19 614	33.00 838	1.50 38	—
A24R2410NK	24.00 x 24.00 x 10.00 610 x 610 x 254	C	14	14	12.19 310	13.00 330	1.12 28	—
A24R2412NK	24.00 x 24.00 x 12.00 610 x 610 x 305	C	14	14	12.19 310	13.00 330	1.12 28	—
A30R3012NK	30.00 x 30.00 x 12.00 762 x 762 x 305	C	12	14	15.19 386	27.00 686	1.50 38	—
A36R3012NK	36.00 x 30.00 x 12.00 914 x 762 x 305	C	12	12	18.19 462	27.00 686	1.50 38	—
A36R3612NK	36.00 x 36.00 x 12.00 914 x 914 x 305	C	12	12	18.19 462	33.00 838	1.50 38	—
A30R3016NK	30.00 x 30.00 x 16.00 762 x 762 x 406	C	12	14	15.19 386	27.00 686	1.50 38	—
A48R3616NK	48.00 x 36.00 x 16.00 1219 x 914 x 406	C	12	12	24.19 614	33.00 838	1.50 38	—



C2575-C

**SCREW-COVER, TYPE 3R**

**INDUSTRY STANDARDS**

 UL 50, 50E Listed; Type 3R; File No. E27525  
 cUL Listed per CSA C22.2 No 94; Type 3R; File No. E27525

 NEMA/EEMAC Type 3R  
 IEC 60529, IP32

**APPLICATION**

Use this enclosure with or without knockouts in outdoor applications as a wiring or junction box.

**FEATURES**

- Drip shield top and seam-free sides, front and back
- Slip-on removable cover fastened with plated steel screws along bottom edge
- Handles on larger sizes (see table)
- Embossed mounting holes on back of enclosure
- Knockouts in bottom of 16 and 14 gauge enclosures
- Provision for padlocking
- No gasketing

**SPECIFICATIONS**

- 16, 14 or 12 gauge galvanized steel

**FINISH**

ANSI 61 gray polyester powder paint finish inside and out over pretreated surfaces.

**ACCESSORIES**

See also *Accessories*.  
 Industrial Corrosion Inhibitors  
 Electric Heater  
 Grounding Device  
 Mounting Bracket Kit  
 Touch-Up Paint

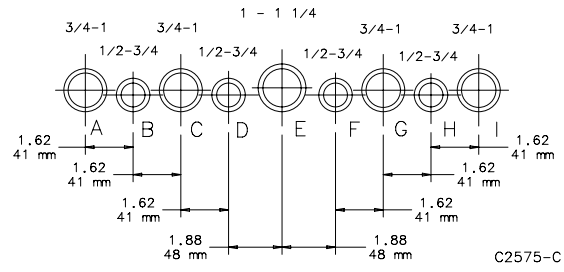
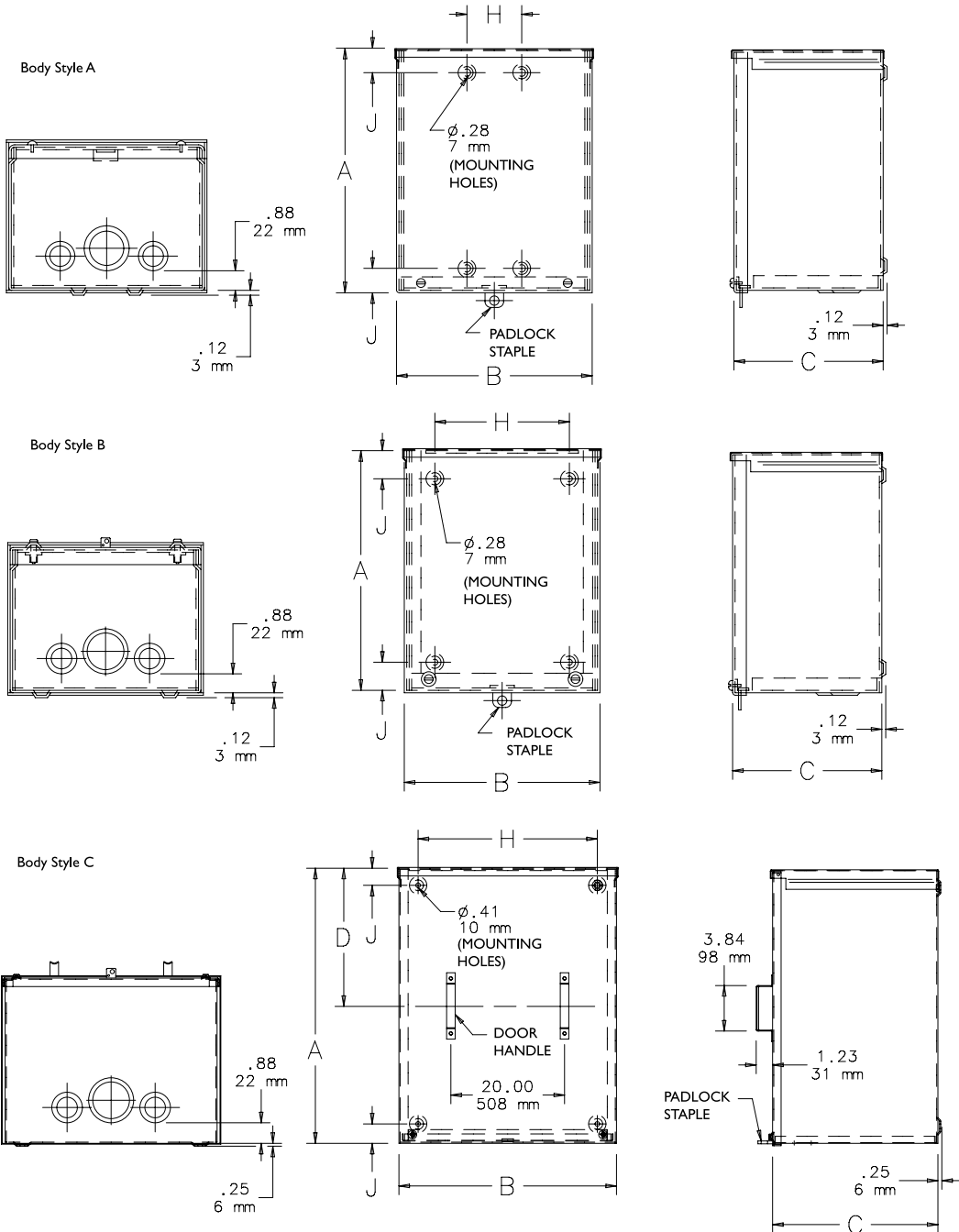
**BULLETIN: A90S3**

## Standard Product

Catalog Number	AxBxC in./mm	Body Style	Body Thickness (ga.)	Cover Thickness (ga.)	D in./mm	Mounting H in./mm	Mounting J in./mm	Knockout Pattern
A4R44	4.00 x 4.00 x 4.00 102 x 102 x 102	A	16	16	— —	1.88 48	2.00 51	B-C
A6R44	6.00 x 4.00 x 4.00 152 x 102 x 102	A	16	16	— —	1.88 48	1.06 27	B-C
A12R44	12.00 x 4.00 x 4.00 305 x 102 x 102	A	16	16	— —	1.88 48	1.06 27	B-C
A6R64	6.00 x 6.00 x 4.00 152 x 152 x 102	A	16	16	— —	2.25 57	1.06 27	B-C-D
A8R64	8.00 x 6.00 x 4.00 203 x 152 x 102	A	16	16	— —	2.25 57	1.06 27	B-C-D
A8R84	8.00 x 8.00 x 4.00 203 x 203 x 102	A	16	16	— —	2.25 57	1.06 27	F-G-H-I
A10R84	10.00 x 8.00 x 4.00 254 x 203 x 102	A	16	16	— —	2.25 57	1.06 27	F-G-H-I
A12R84	12.00 x 8.00 x 4.00 305 x 203 x 102	A	16	16	— —	2.25 57	1.06 27	F-G-H-I
A10R104	10.00 x 10.00 x 4.00 254 x 254 x 102	A	16	16	— —	2.25 57	1.06 27	C-D-E-F-G
A12R104	12.00 x 10.00 x 4.00 305 x 254 x 102	A	16	16	— —	2.25 57	1.06 27	C-D-E-F-G
A12R124	12.00 x 12.00 x 4.00 305 x 305 x 102	A	16	16	— —	2.25 57	1.06 27	C-D-E-F-G
A18R124	18.00 x 12.00 x 4.00 457 x 305 x 102	A	16	16	— —	2.25 57	1.06 27	C-D-E-F-G
A18R184	18.00 x 18.00 x 4.00 457 x 457 x 102	B	16	16	— —	13.00 330	1.12 28	A-B-C-D-E-F-G-H-I
A6R66	6.00 x 6.00 x 6.00 152 x 152 x 152	A	16	16	— —	2.25 57	1.06 27	B-C-D
A8R86	8.00 x 8.00 x 6.00 203 x 203 x 152	A	16	16	— —	2.25 57	1.06 27	F-G-H-I
A10R86	10.00 x 8.00 x 6.00 254 x 203 x 152	A	16	16	— —	2.25 57	1.06 27	F-G-H-I
A10R106	10.00 x 10.00 x 6.00 254 x 254 x 152	A	16	16	— —	2.25 57	1.06 27	C-D-E-F-G
A12R86	18.00 x 8.00 x 6.00 457 x 203 x 152	A	16	16	— —	2.25 57	1.06 27	F-G-H-I
A12R106	12.00 x 10.00 x 6.00 305 x 254 x 152	A	16	16	— —	2.25 57	1.06 27	C-D-E-F-G
A12R126	12.00 x 12.00 x 6.00 305 x 305 x 152	A	16	16	— —	2.25 57	1.06 27	C-D-E-F-G

Catalog Number	AxBxC in./mm	Body Style	Body Thickness (ga.)	Cover Thickness (ga.)	D in./mm	Mounting H in./mm	Mounting J in./mm	Knockout Pattern
A15R126	15.00 x 12.00 x 6.00 381 x 305 x 152	A	16	16	— —	2.25 57	1.06 27	C-D-E-F-G
A16R126	16.00 x 12.00 x 6.00 406 x 305 x 152	A	16	16	— —	2.25 57	1.06 27	C-D-E-F-G
A18R126	18.00 x 12.00 x 6.00 457 x 305 x 152	A	16	16	— —	2.25 57	1.06 27	C-D-E-F-G
A18R186	18.00 x 18.00 x 6.00 457 x 457 x 152	B	16	16	— —	13.00 330	1.12 28	A-B-C-D-E-F-G-H-I
A24R126	24.00 x 12.00 x 6.00 610 x 305 x 152	B	16	16	— —	13.00 330	1.12 28	C-D-E-F-G
A24R186	24.00 x 18.00 x 6.00 610 x 457 x 152	B	16	16	— —	13.00 330	1.12 28	A-B-C-D-E-F-G-H-I
A24R246	24.00 x 24.00 x 6.00 610 x 610 x 152	B	14	14	— —	13.00 330	1.12 28	A-B-C-D-E-F-G-H-I
A8R88	8.00 x 8.00 x 8.00 203 x 203 x 203	A	16	16	— —	2.25 57	1.06 27	F-G-H-I
A12R128	12.00 x 12.00 x 8.00 305 x 305 x 203	A	16	16	— —	2.25 57	1.06 27	C-D-E-F-G
A15R128	15.00 x 12.00 x 8.00 381 x 305 x 203	A	16	16	— —	2.25 57	1.06 27	C-D-E-F-G
A18R128	18.00 x 12.00 x 8.00 457 x 305 x 203	A	16	16	— —	2.25 57	1.12 28	C-D-E-F-G
A24R168	24.00 x 16.00 x 8.00 610 x 406 x 203	B	16	16	— —	13.00 330	1.12 28	C-D-E-F-G
A18R188	18.00 x 18.00 x 8.00 457 x 457 x 203	B	16	16	— —	13.00 330	1.12 28	A-B-C-D-E-F-G-H-I
A24R188	24.00 x 18.00 x 8.00 610 x 457 x 203	B	16	16	— —	13.00 330	1.12 28	A-B-C-D-E-F-G-H-I
A24R208	24.00 x 20.00 x 8.00 610 x 508 x 203	B	16	16	— —	13.00 330	1.12 28	A-B-C-D-E-F-G-H-I
A24R248	24.00 x 24.00 x 8.00 610 x 610 x 203	C	14	14	12.19 310	13.00 330	1.12 28	A-B-C-D-E-F-G-H-I
A30R248	30.00 x 24.00 x 8.00 762 x 610 x 203	C	14	14	15.19 386	13.00 330	1.12 28	A-B-C-D-E-F-G-H-I
A48R368	48.00 x 36.00 x 8.00 1219 x 914 x 203	C	12	12	24.19 614	33.00 838	1.50 38	A-B-C-D-E-F-G-H-I
A18R1810	18.00 x 18.00 x 10.00 457 x 457 x 254	B	16	16	— —	13.00 330	1.12 28	A-B-C-D-E-F-G-H-I
A24R1810	24.00 x 18.00 x 10.00 610 x 457 x 254	B	16	16	— —	13.00 330	1.12 28	A-B-C-D-E-F-G-H-I
A24R2410	24.00 x 24.00 x 10.00 610 x 610 x 254	C	14	14	12.19 310	13.00 330	1.12 28	A-B-C-D-E-F-G-H-I
A30R2410	30.00 x 24.00 x 10.00 762 x 610 x 254	C	14	14	15.19 386	13.00 330	1.50 38	A-B-C-D-E-F-G-H-I
A24R2412	24.00 x 24.00 x 12.00 610 x 610 x 305	C	14	14	12.19 310	13.00 330	1.12 28	A-B-C-D-E-F-G-H-I
A30R3012	30.00 x 30.00 x 12.00 762 x 762 x 305	C	12	14	15.19 386	27.00 686	1.50 38	A-B-C-D-E-F-G-H-I
A36R3012	36.00 x 30.00 x 12.00 914 x 762 x 305	C	12	12	18.19 462	27.00 686	1.50 38	A-B-C-D-E-F-G-H-I
A36R3612	36.00 x 36.00 x 12.00 914 x 914 x 305	C	12	12	18.19 462	33.00 838	1.50 38	A-B-C-D-E-F-G-H-I
A30R3016	30.00 x 30.00 x 16.00 762 x 762 x 406	C	12	14	15.19 386	27.00 686	1.50 38	A-B-C-D-E-F-G-H-I
A48R3616	48.00 x 36.00 x 16.00 1219 x 914 x 406	C	12	12	24.19 614	33.00 838	1.50 38	A-B-C-D-E-F-G-H-I
A4R44NK	4.00 x 4.00 x 4.00 102 x 102 x 102	A	16	16	— —	1.88 48	2.00 51	—
A6R64NK	6.00 x 6.00 x 4.00 152 x 152 x 102	A	16	16	— —	2.25 57	1.06 27	—
A8R64NK	8.00 x 6.00 x 4.00 203 x 152 x 102	A	16	16	— —	2.25 57	1.06 27	—
A8R84NK	8.00 x 8.00 x 4.00 203 x 203 x 102	A	16	16	— —	2.25 57	1.06 27	—
A10R84NK	10.00 x 8.00 x 4.00 254 x 203 x 102	A	16	16	— —	2.25 57	1.06 27	—
A12R84NK	12.00 x 8.00 x 4.00 305 x 203 x 102	A	16	16	— —	2.25 57	1.06 27	—
A10R104NK	10.00 x 10.00 x 4.00 254 x 254 x 102	A	16	16	— —	2.25 57	1.06 27	—
A12R104NK	12.00 x 10.00 x 4.00 305 x 254 x 102	A	16	16	— —	2.25 57	1.06 27	—
A12R124NK	12.00 x 12.00 x 4.00 305 x 305 x 102	A	16	16	— —	2.25 57	1.06 27	—
A18R184NK	18.00 x 18.00 x 4.00 457 x 457 x 102	B	16	16	— —	13.00 330	1.12 28	—
A6R66NK	6.00 x 6.00 x 6.00 152 x 152 x 152	A	16	16	— —	2.25 57	1.06 27	—

Catalog Number	AxBxC in./mm	Body Style	Body Thickness (ga.)	Cover Thickness (ga.)	D in./mm	Mounting H in./mm	Mounting J in./mm	Knockout Pattern
A18R66NK	18.00 x 6.00 x 6.00 457 x 152 x 152	A	16	16	— —	2.25 57	1.06 27	—
A8R86NK	8.00 x 8.00 x 6.00 203 x 203 x 152	A	16	16	— —	2.25 57	1.06 27	—
A10R86NK	10.00 x 8.00 x 6.00 254 x 203 x 152	A	16	16	— —	2.25 57	1.06 27	—
A10R106NK	10.00 x 10.00 x 6.00 254 x 254 x 152	A	16	16	— —	2.25 57	1.06 27	—
A12R106NK	12.00 x 10.00 x 6.00 305 x 254 x 152	A	16	16	— —	2.25 57	1.06 27	—
A12R126NK	12.00 x 12.00 x 6.00 305 x 305 x 152	A	16	16	— —	2.25 57	1.06 27	—
A15R126NK	15.00 x 12.00 x 6.00 381 x 305 x 152	A	16	16	— —	2.25 57	1.06 27	—
A16R126NK	16.00 x 12.00 x 6.00 406 x 305 x 152	A	16	16	— —	2.25 57	1.06 27	—
A18R126NK	18.00 x 12.00 x 6.00 457 x 305 x 152	A	16	16	— —	2.25 57	1.06 27	—
A18R186NK	18.00 x 18.00 x 6.00 457 x 457 x 152	B	16	16	— —	13.00 330	1.12 28	—
A24R186NK	24.00 x 18.00 x 6.00 610 x 457 x 152	B	16	16	— —	13.00 330	1.12 28	—
A24R246NK	24.00 x 24.00 x 6.00 610 x 610 x 152	B	14	14	— —	13.00 330	1.12 28	—
A8R88NK	8.00 x 8.00 x 8.00 203 x 203 x 203	A	16	16	— —	2.25 1.06	1.06 27	—
A24R88NK	24.00 x 8.00 x 8.00 610 x 203 x 203	A	16	16	— —	2.25 1.06	1.06 27	—
A12R128NK	12.00 x 12.00 x 8.00 305 x 305 x 203	A	16	16	— —	2.25 57	1.06 27	—
A15R128NK	15.00 x 12.00 x 8.00 381 x 305 x 203	A	16	16	— —	2.25 57	1.06 27	—
A18R128NK	18.00 x 12.00 x 8.00 457 x 305 x 203	A	16	16	— —	2.25 57	1.12 28	—
A18R188NK	18.00 x 18.00 x 8.00 457 x 457 x 203	B	16	16	— —	13.00 330	1.12 28	—
A24R188NK	24.00 x 18.00 x 8.00 610 x 457 x 203	B	16	16	— —	13.00 330	1.12 28	—
A24R208NK	24.00 x 20.00 x 8.00 610 x 508 x 203	B	16	16	— —	13.00 330	1.12 28	—
A24R248NK	24.00 x 24.00 x 8.00 610 x 610 x 203	C	14	14	12.19 310	13.00 330	1.12 28	—
A30R248NK	30.00 x 24.00 x 8.00 762 x 610 x 203	C	14	14	15.19 386	13.00 330	1.12 28	—
A48R368NK	48.00 x 36.00 x 8.00 1219 x 914 x 203	C	12	12	24.19 614	33.00 838	1.50 38	—
A24R2410NK	24.00 x 24.00 x 10.00 610 x 610 x 254	C	14	14	12.19 310	13.00 330	1.12 28	—
A24R2412NK	24.00 x 24.00 x 12.00 610 x 610 x 305	C	14	14	12.19 310	13.00 330	1.12 28	—
A30R3012NK	30.00 x 30.00 x 12.00 762 x 762 x 305	C	12	14	15.19 386	27.00 686	1.50 38	—
A36R3012NK	36.00 x 30.00 x 12.00 914 x 762 x 305	C	12	12	18.19 462	27.00 686	1.50 38	—
A36R3612NK	36.00 x 36.00 x 12.00 914 x 914 x 305	C	12	12	18.19 462	33.00 838	1.50 38	—
A30R3016NK	30.00 x 30.00 x 16.00 762 x 762 x 406	C	12	14	15.19 386	27.00 686	1.50 38	—
A48R3616NK	48.00 x 36.00 x 16.00 1219 x 914 x 406	C	12	12	24.19 614	33.00 838	1.50 38	—



C2575-C