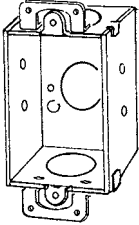
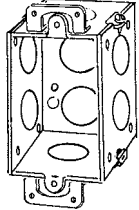
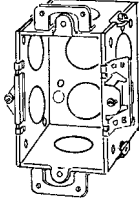
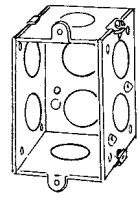
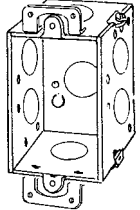


Outlet and Switch Boxes

3" x 2" Square Corner Switch Boxes

With Knockouts

NEC:
Listed for Ordinary Locations

	Depth (Inches)	Wiring Cubic Inch Capacity	Knockout Description			Weight per 100 kg (lb)	Catalog Number
			Sides	Ends	Bottom		
	1-1/2	7.5	—	(2) 1/2"	(1) 1/2"	18.14 (40.0)	94 ①
1-1/2" Deep, Welded; Plaster ears							
	2	10	(4) 1/2"	(2) 1/2"	(2) 1/2"	23.13 (51.0)	111 ①
2" Deep, Gangable; Plaster ears							
	2	10	(4) 1/2"	(2) 1/2"	(2) 1/2"	24.49 (54.0)	111HB ①
2" Deep, Gangable; "Loxbox" support on each side; Plaster ears							
	2	10	(4) 1/2"	(2) 1/2"	(2) 1/2"	21.32 (47.0)	111LE
2" Deep, Gangable; Four nail holes, each side; side leveling bosses							
	2-1/2	12.5	(4) 1/2"	(2) 1/2"	(1) 1/2"	26.31 (58.0)	222 ①
2-1/2" Deep, Gangable; Plaster ears							

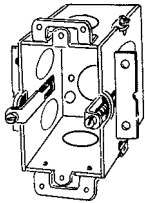
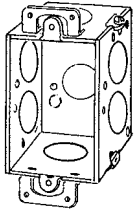
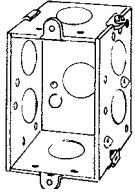
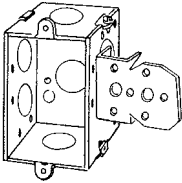
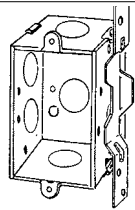
① Plaster ears support GFCI and decorative cover plates.

Outlet and Switch Boxes

3" x 2" Square Corner Switch Boxes

With Knockouts

NEC:
Listed for Ordinary Locations

	Depth (Inches)	Wiring Cubic Inch Capacity	Knockout Description			Weight per 100 kg (lb)	Catalog Number
			Sides	Ends	Bottom		
 <p>2-1/2" Deep, Gangable Old work -support clamps Plaster ears</p>	2-1/2	12.5	(4) 1/2"	(2) 1/2"	(1) 1/2"	30.84 (68.0)	222-OW ①
 <p>2-1/2" Deep, Gangable; Plaster ears</p>	2-1/2	12.5	(4) 3/4"	(2) 3/4"	(1) 1/2"	26.31 (58.0)	225 ①
 <p>2-1/2" Deep, Gangable; Four nail holes, each side; Side leveling bosses</p>	2-1/2	12.5	(4) 1/2"	(2) 1/2"	(1) 1/2"	25.40 (56.0)	222LE
 <p>2-1/2" Deep, Gangable Stud NL bracket set back 1/2"</p>	2-1/2	12.5	(4) 1/2"	(2) 1/2"	(1) 1/2"	29.94 (66.0)	222NL
 <p>2-1/2" Deep, Gangable; Plain vertical bracket set back 3/4"</p>	2-1/2	12.5	(2) 1/2"	(2) 1/2"	(1) 1/2"	27.22 (60.0)	222VB-PL

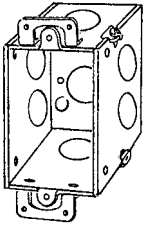
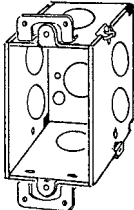
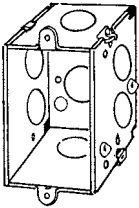
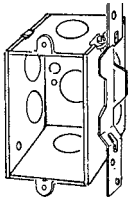
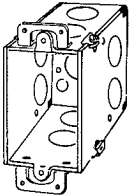
① Plaster ears support GFCI and decorative cover plates.

Outlet and Switch Boxes

3" x 2" Square Corner Switch Boxes

With Knockouts

NEC:
Listed for Ordinary Locations

	Depth (Inches)	Wiring Cubic Inch Capacity	Knockout Description			Weight per 100 kg (lb)	Catalog Number
			Sides	Ends	Bottom		
	2-3/4	14.0	(4) 1/2"	(2) 1/2"	(1) 1/2"	28.58 (63.0)	333 ①
2-3/4" Deep, Gangable; Plaster ears							
	2-3/4	14.0	(4) 3/4"	(2) 3/4"	(1) 1/2"	29.03 (64.0)	335 ①
2-3/4" Deep, Gangable Plaster ears							
	2-3/4	14.0	(4) 1/2"	(2) 1/2"	(1) 1/2"	27.22 (60.0)	333LE
2-3/4" Deep, Gangable; Two nail holes each side; side leveling bosses							
	2-3/4	14.0	(2) 1/2"	(2) 1/2"	(1) 1/2"	30.40 (67.0)	333VB
2-3/4" Deep, Gangable; Plain vertical bracket set back 3/4"							
	3-1/2	14.0	(4) 1/2"	(4) 1/2"	(1) 1/2"	34.93 (77.0)	333D ①
3-1/2" Deep, Gangable; Plaster ears							

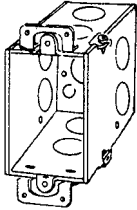
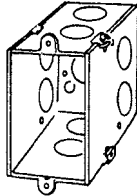
① Plaster ears support GFCI and decorative cover plates.

Outlet and Switch Boxes

3" x 2" Square Corner Switch Boxes

With Knockouts

NEC:
Listed for Ordinary Locations

	Depth (Inches)	Wiring Cubic Inch Capacity	Knockout Description			Weight per 100 kg (lb)	Catalog Number
			Sides	Ends	Bottom		
 <p>3-1/2" Deep, Gangable; Plaster ears</p>	3-1/2	18.0	(4) 3/4"	(4) 3/4"	(1) 1/2"	35.38 (78.0)	336 ①
 <p>3-1/2" Deep, Gangable; Two nail holes each side</p>	3-1/2	18.0	(4) 1/2"	(4) 1/2"	(1) 1/2"	33.57 (74.0)	333D-LE

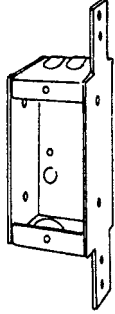
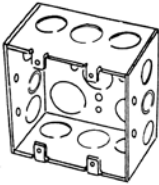
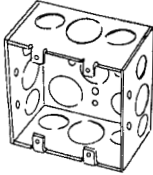
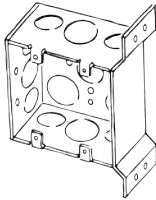
① Plaster ears support GFCI and decorative cover plates.

Outlet and Switch Boxes

3-3/4" x 2" and 4" Square Corner Switch Boxes

With Knockouts

NEC:
Listed for Ordinary Locations

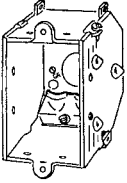

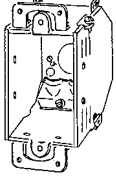
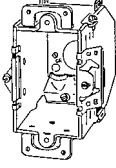
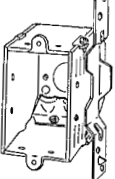
	Depth (Inches)	Wiring Cubic Inch Capacity	Knockout Description			Weight per 100 kg (lb)	Catalog Number
			Sides	Ends	Bottom		
3-3/4" x 2" Square Corner Switch Box							
	1	6.5	—	(1) 1/2" (2) 2 1/32"	—	16.78 (37.0)	SB1
1" Deep, Welded; Plain flat vertical bracket perfect for remodeling							
4" Square Corner Switch Boxes							
	2 1/8	30.3	(4) 1/2" (2) Eccentric	(6) 1/2"	(5) 1/2"	39.92 (88.0)	132APEK
2-1/8" Deep, Welded; Two gang							
	2 1/8	30.3	(4) 1/2" (2) 3/4"	(4) 1/2" (2) 3/4"	(3) 1/2" (2) 3/4"	39.92 (88.0)	132AP-SPL
2-1/8" Deep, Welded; Two gang							
	2 1/8	30.3	(2) 1/2" (1) 3/4"	(2) 1/2" (4) 3/4"	(3) 1/2" (2) 3/4"	45.36 (100.0)	132APFB-SPL
2-1/8" Deep, Welded; Two gang plain vertical bracket							

Outlet and Switch Boxes

3" x 2" Bevel Corner Switch Boxes 2-1/4" Deep

With Nonmetallic Sheathed Cable Clamps

NEC:
Listed for Ordinary Locations

	Depth (Inches)	Wiring Cubic Inch Capacity	Type Clamp	Knockout Description			Weight per 100 kg (lb)	Catalog Number
				Sides	Ends	Bottom		
 <p>2-1/4" Deep, Gangable; External nail brackets; Leveling bosses</p>	2-1/4	10.5	CL-20	—	(4) 21/32"	(1) 1/2"	23.59 (52.0)	388LE-OR-44LE
 <p>2-1/4" Deep, Gangable; external nail brackets; leveling bosses; Plaster ears</p>	2-1/4	10.5	CL-20	—	(4) 21/32"	(1) 1/2"	25.40 (56.0)	388LR-OR-44LR ①
 <p>2-1/4" Deep, Gangable; External nail brackets; Plaster ears</p>	2-1/4	10.5	CL-20	—	(4) 21/32"	(1) 1/2"	25.40 (56.0)	388-OR-44 ①
 <p>2-1/4" Deep, Gangable; "Loxbox" support; welded on each side; Plaster ears</p>	2-1/4	10.5	CL-20	—	(4) 21/32"	(1) 1/2"	27.22 (60.0)	388HB ①
 <p>2-1/4" Deep, Gangable Plain vertical bracket set back 3/4"</p>	2-1/4	10.5	CL-20	—	(4) 21/32"	(1) 1/2"	29.03 (64.0)	388VB-OR-44VB

① Plaster ears support GFCI and decorative cover plates.

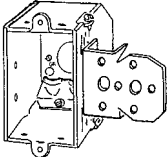
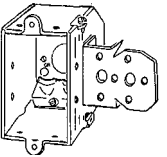
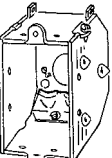
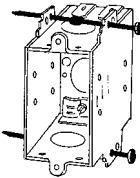
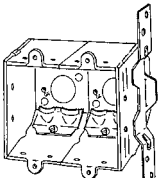
Outlet and Switch Boxes

3" x 2" Bevel Corner Switch Boxes 2-1/4" Deep

With Nonmetallic Sheathed Cable Clamps

NEC:

Listed for Ordinary Locations

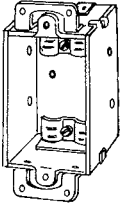
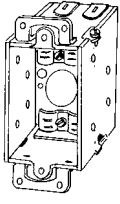
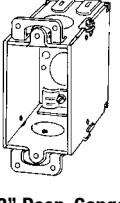
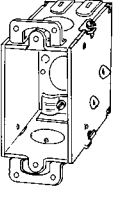
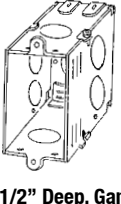
	Depth (Inches)	Wiring Cubic Inch Capacity	Type Clamp	Knockout Description			Weight per 100 kg (lb)	Catalog Number
				Sides	Ends	Bottom		
 <p>2-1/4" Deep, Gangable; Stud NL bracket; Set back 1/4"</p>	2-1/4	10.5	CL-20	—	(4) 21/32"	(1) 1/2"	28.12 (62.0)	388DW
 <p>2-1/4" Deep, Gangable; Stud NL bracket; Set back 1/2"</p>	2-1/4	10.5	CL-20	—	(4) 21/32"	(1) 1/2"	28.12 (62.0)	388NL-OR-44NL
 <p>2-1/4" Deep, Gangable, Welded; External nail brackets; Leveling bosses</p>	2-1/4	10.5	CL-20	—	(4) 21/32"	(1) 1/2"	23.59 (52.0)	388LES
 <p>2-1/4" Deep, Welded; Two 16 penny nails in external brackets leveling bosses</p>	2-1/4	10.5	CL-20	—	(4) 21/32"	(1) 1/2"	25.40 (56.0)	388LESN
 <p>2-1/4" Deep, Welded; Plain vertical bracket set back 3/4"</p>	2-1/4	21.0	CL-20	—	(8) 21/32"	(2) 1/2"	38.10 (84.0)	388VB-PL2G

Outlet and Switch Boxes

3" x 2" Square Corner Switch Boxes

With Nonmetallic Sheathed Cable Clamps

NEC:
Listed for Ordinary Locations

	Depth (Inches)	Wiring Cubic Inch Capacity	Type Clamp	Knockout Description			Weight per 100 kg (lb)	Catalog Number (Universal No.)
				Sides	Ends	Bottom		
 <p>1-1/2" Deep, Welded; Plaster ears ①</p>	1-1/2	7.5	CL-26	—	(4) 21/32"	—	19.96 (44.0)	95
 <p>2" Deep, Gangable; Plaster ears ①</p>	2	10.0	CL-26	—	(4) 21/32"	(1) 1/2"	24.04 (53.0)	383 ①
 <p>2-1/2" Deep, Gangable; Plaster ears ①</p>	2-1/2	12.5	CL-26	—	(2) 1/2" (4) 21/32"	(1) 1/2"	28.12 (62.0)	384 ①
 <p>2-1/2" Deep, Gangable; Leveling bosses; Plaster ears</p>	2-1/2	12.5	CL-26	—	(2) 1/2" (4) 21/32"	(1) 1/2"	28.58 (63.0)	384LR ①
 <p>2-1/2" Deep, Gangable; Two nail holes each side; Leveling bosses</p>	2-1/2	12.5	CL-26	—	(2) 1/2" (4) 21/32"	(1) 1/2"	27.22 (60.0)	384LE

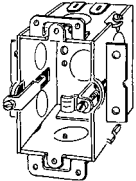
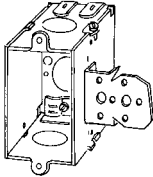
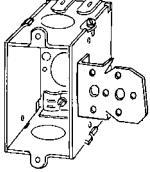
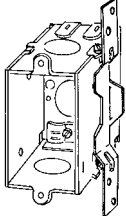
① Plaster ears support GFCI and decorative cover plates.

Outlet and Switch Boxes

3" x 2" Square Corner Switch Boxes

With Nonmetallic Sheathed Cable Clamps

NEC:
Listed for Ordinary Locations

	Depth (Inches)	Wiring Cubic Inch Capacity	Type Clamp	Knockout Description			Weight per 100 kg (lb)	Catalog Number
				Sides	Ends	Bottom		
 <p>2-1/2" Deep, Gangable; Old work support clamps; Plaster ears</p>	2-1/2	12.5	CL-26	(4) 1/2"	(2) 1/2" (4) 21/32"	(1) 1/2"	30.84 (68.0)	384-OW ①
 <p>2-1/2" Deep, Gangable Stud NL bracket; Set back 1/2"</p>	2-1/2	12.5	CL-26	—	(2) 1/2" (4) 21/32"	(1) 1/2"	31.75 (70.0)	384NL
 <p>2-1/2" Deep, Gangable Stud NL bracket; Set back 1/4"</p>	2-1/2	12.5	CL-26	—	(2) 1/2" (4) 21/32"	(1) 1/2"	32.66 (72.0)	384DW-PL
 <p>2-1/2" Deep, Gangable bracket; Set back 3/4"</p>	2-1/2	12.5	CL-26	—	(2) 1/2" (4) 21/32"	(1) 1/2"	28.58 (63.0)	384VB-PL

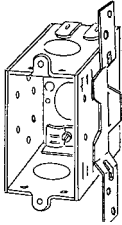
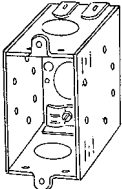
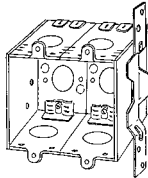
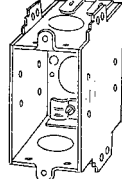
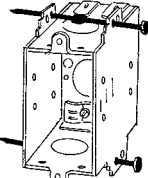
① Plaster ears support GFCI and decorative cover plates.

Outlet and Switch Boxes

3" x 2" Square Corner Switch Boxes

With Nonmetallic Sheathed Cable Clamps

NEC:
Listed for Ordinary Locations

	Depth (Inches)	Wiring Cubic Inch Capacity	Type Clamp	Knockout Description			Weight per 100 kg (lb)	Catalog Number
				Sides	Ends	Bottom		
 <p>2-1/2" Deep, Non-Gangable, Welded; Plain vertical bracket; Set back 3/4"</p>	2-1/2	12.5	CL-26	—	(2) 1/2" (4) 21/32"	(1) 1/2"	29.94 (66.0)	384LES-VB
 <p>2-1/2" Deep, Non-Gangable, Welded; Four nail holes; Each side</p>	2-1/2	12.5	CL-26	—	(2) 1/2" (4) 21/32"	(1) 1/2"	27.67 (61.0)	384LES
 <p>2-1/2" deep, Non-Gangable, Assembly welded; Plain vertical bracket; Set back 3/4"</p>	2-1/2	25.0	CL-26	—	(2) 1/2" (8) 21/32"	(2) 1/2"	43.99 (97.0)	384VB-PL2G
 <p>2-1/2" Deep, Non-Gangable, Welded; External nail brackets</p>	2-1/2	12.5	CL-26	—	(2) 1/2" (4) 21/32"	(1) 1/2"	29.03 (64.0)	385-LES
 <p>2-1/2" Deep, Non-Gangable, Welded; Two 16 penny nails in side</p>	2-1/2	12.5	CL-26	—	(2) 1/2" (4) 21/32"	(1) 1/2"	30.39 (67.0)	385-LESN

Appleton OZGEDNEY

COMMERCIAL AND INDUSTRIAL FITTINGS: OUTLET BOXES, SWITCH BOXES AND COVERS

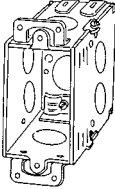
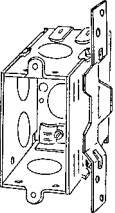
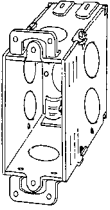
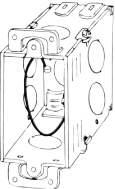
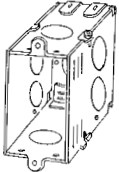
Outlet and Switch Boxes

3" x 2" Square Corner Switch Boxes

With Nonmetallic Sheathed Cable Clamps

NEC:

Listed for Ordinary Locations

	Depth (Inches)	Wiring Cubic Inch Capacity	Type Clamp	Knockout Description			Weight per 100 kg (lb)	Catalog Number
				Sides	Ends	Bottom		
 <p>2-3/4" Deep, Gangable; Plaster ears</p>	2-3/4	14.0	CL-26	(4) 1/2"	(2) 1/2" (4) 21/32"	(1) 1/2"	30.84 (68.0)	389 ①
 <p>2-3/4" Deep, Deep, Gangable; Plain vertical bracket; Set back 3/4"</p>	2-3/4	14.0	CL-26	(2) 1/2"	(2) 1/2" (4) 21/32"	(1) 1/2"	32.21 (71.0)	389VB
 <p>3-1/2" Deep, Gangable Two nail holes each side; Plaster ears</p>	3-1/2	18.0	CL-26	(4) 1/2"	(2) 1/2" (4) 21/32"	(1) 1/2"	37.19 (82.0)	384D ①
 <p>3-1/2" Deep, Gangable Two nail holes each side; Plaster ears</p> <p>With Green Ground Wire</p>	3-1/2	18.0	CL-26	(4) 1/2"	(2) 1/2" (4) 21/32"	(1) 1/2"	37.19 (82.0)	384DP ②
 <p>3-1/2" Deep, Gangable; Two nail holes each side</p>	3-1/2	18.0	CL-26	(4) 1/2"	(2) 1/2" (4) 21/32"	(1) 1/2"	35.83 (79.0)	384DLE

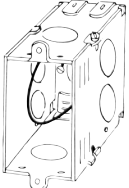
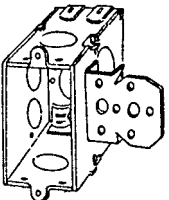
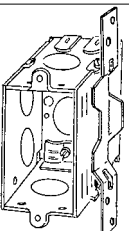
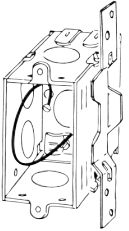
① Plaster ears support GFCI and decorative cover plates.

② Provided with green ground screw and 10" long No. 12 AWG solid, insulated green ground wire.

Outlet and Switch Boxes

3" x 2" Square and Corner Switch Boxes

NEC:
Listed for Ordinary Locations

	Depth (Inches)	Wiring Cubic Inch Capacity	Type Clamp	Knockout Description			Weight per 100 kg (lb)	Catalog Number
				Sides	Ends	Bottom		
3" x 2" Square Corner Switch Box - With Nonmetallic Sheathed Cable Clamp								
 <p>With Green Ground Wire</p>	3-1/2	18.0	CL-26	(4) 1/2"	(2) 1/2" (4) 21/32"	(1) 1/2"	35.83 (79.0)	384DLEP ①
<p>3-1/2" Deep, Gangable Two nail holes each side</p>								
3" x 2" Corner Switch Box - With Knockouts								
	3-1/2	18.0	CL-26	(4) 1/2"	(2) 1/2" (4) 21/32"	(1) 1/2"	39.46 (87.0)	384D-NL
<p>3-1/2" Deep, Gangable; Stud NL bracket; Set back 1/2"</p>								
	3-1/2	18.0	CL-26	(2) 1/2"	(2) 1/2" (4) 21/32"	(1) 1/2"	39.01 (86.0)	384D-VBPL
<p>3-1/2" Deep, Gangable; Plain vertical bracket; Set back 3/4"</p>								
 <p>With Green Ground Wire</p>	3-1/2	18.0	CL-26	(2) 1/2"	(2) 1/2" (4) 21/32"	(1) 1/2"	39.01 (86.0)	384D-VBPLP ①
<p>3-1/2" Deep, Gangable; Plain vertical bracket set back 3/4"</p>								

① Provided with green ground screw and 10" long No. 12 AWG solid, insulated green ground wire.

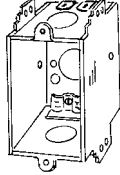
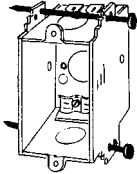
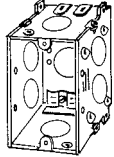
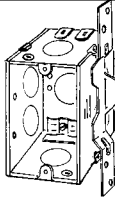
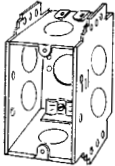
Outlet and Switch Boxes

Square Corner Switch Boxes

With Nonmetallic Sheathed Cable Clamps

NEC:

Listed for Ordinary Locations

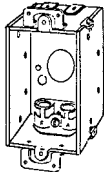
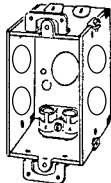
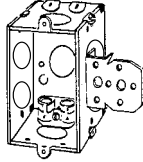
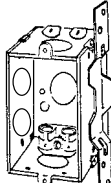

	Depth (Inches)	Wiring Cubic Inch Capacity	Type Clamp	Knockout Description			Weight per 100 kg (lb)	Catalog Number
				Sides	Ends	Bottom		
3" x 2-1/8" Square Corner Switch Boxes								
	2-7/8	16.0	CL-26	—	(2) 1/2" (4) 21/32"	(1) 1/2"	29.94 (66.0)	16LES
2-7/8" Deep, Non-Gangable, Welded; External nail brackets								
	2-7/8	16.0	CL-26	—	(2) 1/2" (4) 21/32"	(1) 1/2"	31.30 (69.0)	16LESN
2-7/8" Deep, Non-Gangable, Welded; Two 16 penny nails in side								
3-3/4" x 2" Square Corner Switch Boxes								
	2-1/2	16.0	CL-26	(4) 1/2"	(2) 1/2" (4) 21/32"	(1) 1/2"	15.88 (35.0)	16LE
2-1/2" Deep, Gangable; Patented raised ground screw hole, external nail brackets, leveling bosses								
	2-1/2	16.0	CL-26	(2) 1/2"	(2) 1/2" (4) 21/32"	(1) 1/2"	18.14 (40.0)	16LE-VB
2-1/2" Deep, Gangable; Patented raised ground screw hole; Bracket set back 3/4								
	2-7/8	16.0	CL-26	(4) 1/2"	(2) 1/2" (4) 21/32"	(1) 1/2"	50.80 (112.0)	18LES
2-7/8" Deep, Non-Gangable, Welded; External nail brackets								

Outlet and Switch Boxes

3" x 2" Square Corner Switch Boxes

With Clamps for Armored Cable (AC); Metal Clad Cable (MCI, MCI-A, MCS, MCC); Flexible Metal Conduit (FMC)

NEC:
Listed for Ordinary Locations

	Depth (Inches)	Wiring Cubic Inch Capacity	Type Clamp	Knockout Description			Weight per 100 kg (lb)	Catalog Number
				Sides	Ends	Bottom		
 <p>2" Deep, Gangable; Plaster ears</p>	2	10.7	(2) CL-13	—	(4) 2 1/32"	(1) 1/2"	24.95 (55.0)	171F ①
 <p>2-1/2" Deep, Gangable; Adjustable plaster ears</p>	2-1/2	12.5	(2) CL-13	(4) 1/2"	(4) 2 1/32"	(1) 1/2"	28.58 (63.0)	173F ①
 <p>2-1/2" Deep, Gangable; NL bracket set back 1/2"</p>	2-1/2	12.5	(2) CL-13	(4) 1/2"	(2) 1/2" (4) 2 1/32"	(1) 1/2"	31.75 (70.0)	173FNL
 <p>2-1/2" Deep, Gangable; Plain vertical bracket set back 3/4"</p>	2-1/2	12.5	(2) CL-13	(2) 1/2"	(2) 1/2" (4) 2 1/32"	(1) 1/2"	32.66 (72.0)	173FVB
 <p>2-1/2" Deep, Gangable; Plain vertical bracket set back 3/4"</p> <p>With Green Ground Wire</p>	2-1/2	12.5	(2) CL-13	(2) 1/2"	(2) 1/2" (4) 2 1/32"	(1) 1/2"	32.66 (72.0)	173FVBP ②

① Plaster ears support GFCI and decorative cover plates.

② Provided with green ground screw and 10" long No. 12 AWG solid, insulated green ground wire.

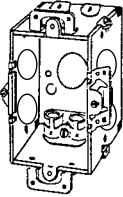
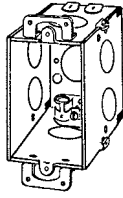
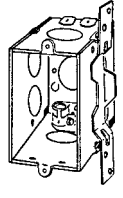
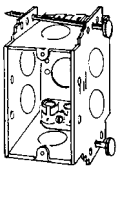
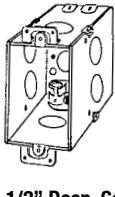
Outlet and Switch Boxes

3" x 2" Square Corner Switch Boxes

With Clamps for Armored Cable (AC); Metal Clad Cable (MCI, MCI-A, MCS, MCC); Flexible Metal Conduit (FMC)

NEC:

Listed for Ordinary Locations

	Depth (Inches)	Wiring Cubic Inch Capacity	Type Clamp	Knockout Description			Weight per 100 kg (lb)	Catalog Number
				Sides	Ends	Bottom		
 <p>2-1/2" Deep, Gangable; Lox Box™ supports; Adjustable plaster ears</p>	2-1/2	12.5	(2) CL-13	(4) 1/2"	(4) 21/32"	(1) 1/2"	28.58 (63.0)	173FHB ①
 <p>2-3/4" Deep, Gangable; Plaster ears</p>	2-3/4	14.0	(2) CL-13	(4) 1/2"	(2) 1/2" (4) 21/32"	(1) 1/2"	31.75 (70.0)	174F ①
 <p>2-3/4" Deep, Gangable; Plain vertical bracket set back 3/4"</p>	2-3/4	14.0	(2) CL-13	(2) 1/2"	(2) 1/2" (4) 21/32"	(1) 1/2"	32.66 (72.0)	174FVB-PL
 <p>2-2-7/8" Deep, Welded; Two 16 penny nails in external brackets</p>	2-7/8	18.0	CL-13	(4) 1/2"	(2) 1/2" (4) 21/32"	(1) 1/2"	52.16 (115.0)	18LESNX
 <p>3-1/2" Deep, Gangable; Plaster ears</p>	3-1/2	18.0	CL-13	(4) 1/2"	(2) 1/2" (4) 21/32"	(1) 1/2"	35.83 (79.0)	175F ①

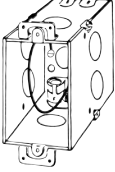
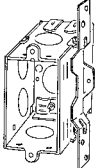
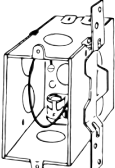
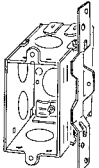
① Plaster ears support GFCI and decorative cover plates.

Outlet and Switch Boxes

3" x 2" Square Corner Switch Boxes

With Armored Cable (AC)/Metal Clad Cable (MCI, MCI-A, MCC)/ Flexible Metal Conduit Clamps

NEC:
Listed for Ordinary Locations

	Depth (Inches)	Wiring Cubic Inch Capacity	Type Clamp	Knockout Description			Weight per 100 kg (lb)	Catalog Number
				Sides	Ends	Bottom		
 <p>With Green Ground Wire</p> <p>3-1/2" Deep, Gangable; Plaster ears</p>	3-1/2	18.0	CL-13	(4) 1/2"	(2) 1/2" (4) 21/32"	(1) 1/2"	35.83 (79.0)	175FP ①②
 <p>3-1/2" Deep, Gangable; Plain vertical bracket set back 7/8"</p>	3-1/2	18.0	CL-26	(4) 1/2"	(2) 1/2" (4) 21/32"	(1) 1/2"	39.01 (86.0)	175N1
 <p>3-1/2" Deep, Gangable; Plain vertical bracket set back 3/4"</p>	3-1/2	18.0	CL-13	(4) 1/2"	(2) 1/2" (4) 21/32"	(1) 1/2"	39.01 (86.0)	175FVB
 <p>3-1/2" Deep, Gangable; Plain vertical bracket set back 7/8"</p>	3-1/2	18.0	CL-13	(4) 1/2"	(2) 1/2" (4) 21/32"	(1) 1/2"	39.01 (86.0)	175N2

① Plaster ears support GFCI and decorative cover plates.

② Provided with green ground screw and 10" long No. 12 AWG solid, insulated green ground wire