












9331-EWC2 9331-EWK 9363-EWC2 9363-EWK 9366-EWK 9368-EWK

| Ears & Wing Brackets | Cu. In. Volume | Catalog Number | Component Description | Exterior Dimensions | | | UPC# 85339 | Std. Pkg. Qty. | Std. Wt. (lb.) |
|----------------------|----------------|----------------|---|---------------------|-------|-----|------------|----------------|----------------|
| | | | | D | W | H | | | |
| | 14.0 | 9331-EW |  Ears, wing brackets, Speed Klamps™ - bulk packed | 2-½ | 2-3/8 | 3-¼ | 38500 | 100 | 30 |
| | 14.0 | 9331-EWC2 |  Ears, wing brackets, 2 wire clamps - factory installed | 2-½ | 2-3/8 | 3-¼ | 38510 | 100 | 33 |
| | 14.0 | 9331-EWK |  Ears, wing brackets, Speed Klamps™ - factory installed | 2-½ | 2-3/8 | 3-¼ | 38511 | 100 | 31 |
| | 16.0 | 9363-EW |  Ears, wing brackets, Speed Klamps™ - bulk packed | 2-27/32 | 2-3/8 | 3-¼ | 10572 | 100 | 32 |
| | 16.0 | 9363-EWC2 |  Ears, wing brackets, 2 wire clamps - factory installed | 2-27/32 | 2-3/8 | 3-¼ | 10573 | 100 | 36 |
| | 16.0 | 9363-EWK |  Ears, wing brackets, Speed Klamps™ - factory installed | 2-27/32 | 2-3/8 | 3-¼ | 10578 | 100 | 33 |
| | 18.0 | 9366-EW |  Wide body box, ears, wing brackets, Speed Klamps™ - bulk packed *Requires oversized device/receptacle plate | 2-27/32 | 2-¾ | 3-¼ | 77001 | 100 | 34 |
| | 18.0 | 9366-EWK |  Wide body box, ears, wing brackets, Speed Klamps™ - factory installed *Requires oversized device/receptacle plate | 2-27/32 | 2-¾ | 3-¼ | 77002 | 100 | 35 |
| | 18.0 | 9368-EW |  Ears, wing brackets, Speed Klamps™ - bulk packed | 3-3/16 | 2-3/8 | 3-¼ | 76002 | 100 | 32 |
| | 18.0 | 9368-EWK |  Ears, wing brackets, Speed Klamps™ - factory installed | 3-3/16 | 2-3/8 | 3-¼ | 76001 | 100 | 34 |



9303-H

9367-E




1TP

9318

9319

9320

9322

| Miscellaneous | Cu. In. Volume | Catalog Number | Component Description | Exterior Dimensions | | | UPC# 85339 | Std. Pkg. Qty. | Std. Wt. (lb.) |
|---------------|----------------|----------------|--|---------------------|-------------------------------|-------|------------|----------------|----------------|
| | | | | D | W | H | | | |
| | 6.0 | 9303-H | Side mount hanger, ¼" offset, not UL® listed | 1-1/16 | 2-¼ | 3-5/8 | 10021 | 100 | 20 |
| | 16.0 | 9367-E |  Side cube box, ears | 1-11/16 | 2-3/8 open 4-15/16 overall | 3-¼ | 75600 | 50 | 17 |
| | 16.0 | 9367-EW |  Side cub box, ears, wing brackets | 1-11/16 | 2-3/8 open 4-15/16 overall | 3-¼ | 75601 | 50 | 18 |
| | — | 1TP |  Metal template for single gang old work box: Series 9331-E, 9363-E, & 9368-E | 0.062 | 4 | 6 | 88015 | 1 | 1 |

| Handy Box & Covers | Cu. In. Volume | Catalog Number | Component Description | Exterior Dimensions | | | UPC# 85339 | Std. Pkg. Qty. | Std. Wt. (lb.) |
|--------------------|----------------|----------------|---|---------------------|--------|--------|------------|----------------|----------------|
| | | | | D | W | H | | | |
| | 12.5 | 9318 | Handy Box surface mounted box with side and bottom cable openings | 2 | 2-¼ | 4-3/16 | 10140 | 100 | 28 |
| | — | 9319 | Handy Box switch cover, not UL® listed | — | 2-¼ | 4-¼ | 10145 | 100 | 8 |
| | — | 9320 | Handy Box duplex outlet cover, not UL® listed | — | 2-3/16 | 4-¼ | 10146 | 100 | 7 |
| | — | 9322 | Handy Box blank cover, not UL® listed | — | 2-3/16 | 4-3/16 | 10148 | 100 | 7 |

All dimensions are in inches unless otherwise noted.
See page 7 for Attachment Coding suffix descriptions.

 Old Work/Manufactured Housing Boxes

 Flush-Device Box
UL File No. E30594

Installation Instructions: Single Gang Boxes

Old Work Single Gang Boxes with Ears

Part Numbers: [9331-EK](#), [9363-EK](#), [9368-EK](#)

The Allied Moulded 9331-EK, 9363-EK and 9368-EK can be mounted two ways, either through the holes in the metal plaster ears or through the hole provided in the bottom of the box.

Ear Mount Instructions

1. Cut an opening in the wall to comply with NEC 314-20. Allied Moulded Products' template #1TP is designed to provide the guide for such a hole and allows 1/16" clearance around the outside of the box.
2. Using two (2) #8 sheet metal screws at least 3/4" in length, attach the box to the substrate. One screw should be located at each end of the box. UL® has tested these boxes in 3/8" thick plywood, which is the substrate used for its standard test. The strength of the substrate must be equal to 3/8" thick plywood.
3. If the wall assembly is not accessible from the back side to complete the wiring, then the wires must be secured to the box with Speed Klamps™ before installing the box in the wall assembly.



Bottom Mount Instructions

1. Cut an opening in the wall to comply with NEC 314-20. Allied Moulded Products' template #1TP is designed to provide the guide for such a hole and allows 1/16" clearance around the outside of the box.
2. Secure mounting block scab in wall.
3. Using one (1) #8 sheet metal screw at least 3/4" in length, mount box to the scab through the hole in the bottom of the box. UL has tested these boxes in 3/8" thick plywood, which is the substrate used for its standard test. The strength of the scab must be equal to 3/8" thick plywood.
4. If the wall assembly is not accessible from the back side to complete the wiring, then the wires must be secured to the box with Speed Klamps before installing the box in the wall assembly.

Old Work Single Gang Boxes with Wing Brackets

Part Numbers: [9331-EWK](#), [9363-EWK](#), [9368-EWK](#), [P-1220W](#)

The Allied Moulded 9331-EWK, 9363-EWK* and 9368-EWK are mounted identically (via 1a.); P-1220W (via 1b.).

- 1a. Cut an opening in the wall to comply with NEC 314-20. Allied Moulded Products' template #1TP is designed to provide the guide for such a hole and allows 1/16" clearance around the outside of the box.
- 1b. Cut an opening in the wall to comply with NEC 314-20. Using the box as a template, place the box open face against the wall surface where the box is to be installed. Draw a line along each long side and each short side stopping at the molded ears. Remove the box and with a straight edge, complete the rectangle. Cut along the line of the rectangle using the appropriate tools.
2. Insert box into opening. Tighten wing screws to secure box to wall substrate. UL has tested these boxes in 3/8" thick plywood which



is the substrate used for its standard test. The strength of the substrate must be equal to 3/8" thick plywood.

3. If the wall assembly is not accessible from the back side to complete the wiring, then the wires must be secured to the box with Speed Klamps before installing the box in the wall assembly.

**Allied Moulded Products has had the 9363-EW style box tested in wall assemblies that use 5/16" thick gypsum board covering. This test was conducted by a testing laboratory that has been evaluated by BOCA as an independent testing and inspection agency for manufactured buildings. This report is available upon request.*

Old Work Single Gang Boxes with Snap Brackets (for wall applications)

Part Numbers: [9361-ES](#), [9361-ESK](#)

1. Cut an opening in the wall to comply with NEC 314-20. Using the box as a template, place the box open face against the wall surface where the box is to be installed. Draw a line along each long side and each short side stopping at the molded ears. Remove the box and with a straight edge, complete the rectangle. Cut along the line of the rectangle using the appropriate tools.
2. Insert box into opening. Bracket will automatically compress and snap back into position. Tighten snap bracket screws until bracket is drawn snug to the back of the wallboard. Note: Wall substance must be capable of supporting the box with the rated load.
3. If the wall assembly is not accessible from the back side to complete the wiring, the wires must be secured to the box with Speed Klamps before installing the box in the wall assembly.



Installation Instructions: Two Gang Boxes

Old Work Two Gang with Wing Brackets

Part Numbers: [9312-EWK](#),
[9329-EWK \(1a.\)](#), [P-2400W \(1b.\)](#)

- 1a. Cut an opening in the wall to comply with NEC 314-20. Allied Moulded Products' template #2TP is designed to provide the guide for such a hole and allows 1/16" clearance around the outside of the box.
- 1b. Cut an opening in the wall to comply with NEC 314-20. Using the box as a template, place the box open face against the wall surface where the box is to be installed. Draw a line along each long side and each short side stopping at the molded ears. Remove the box and with a straight edge, complete the rectangle. Cut long the line of the rectangle using the appropriate tools.
2. Insert box into opening. Tighten wing screws to secure box to wall substrate. UL has tested these boxes in 3/8" thick plywood which is the substrate used for its standard test. The strength of the substrate must be equal to 3/8" thick plywood.
3. If the wall assembly is not accessible from the back side to complete the wiring, then the wires must be secured to the box with Speed Klamps before installing the box in the wall assembly.



Competitive Cross Reference

Fiberglass Outlet Boxes



ALLIED
MOULDED
PRODUCTS, Inc.

fiberglassBOX™: Premium Series “Hard Box” Fiberglass Boxes continued

| Allied Moulded | Carlton® PH (Union Phenolic) | Carlton® PC Black Polycarbonate | Carlton® PVC (Zip Blue) | Carlton® PVC (SuperBlue®) | Cantex® (EZ BOX®) | Pass & Seymour (Slater®) |
|----------------|---------------------------------|------------------------------------|----------------------------|------------------------------|----------------------|-----------------------------|
| 9361-ESK | E168/7010-8/7020-8 | N/A | N/A | N/A | N/A | N/A |
| 9363-E | 6060-02 | N/A | N/A | N/A | N/A | N/A |
| 9363-EK | 6060-02 | N/A | N/A | N/A | N/A | N/A |
| 9363-EW | 6010-402/6060-402 | 114-OW | N/A | N/A | N/A | N/A |
| 9363-EWK | 6010-402/6060-402 | 114-OW | N/A | N/A | N/A | N/A |
| 9364 | 4060-02 | N/A | N/A | N/A | N/A | N/A |
| 9364-16/16K | 4060-9402 | N/A | N/A | N/A | N/A | N/A |
| 9364-16G/16GK | N/A | N/A | N/A | N/A | N/A | N/A |
| 9364-BH/BHK | 4060-9502 | N/A | N/A | N/A | N/A | N/A |
| 9364-BHG/BHGK | N/A | N/A | N/A | N/A | N/A | N/A |
| 9364-K | 4060-02 | N/A | N/A | N/A | N/A | N/A |
| 9365-N | 4160-C | N/A | N/A | N/A | N/A | N/A |
| 9365-NK | 4160-C/N40712RC | N/A | N/A | N/A | N/A | N/A |
| 9366-EK | N/A | N/A | N/A | N/A | N/A | N/A |
| 9366-EW | N/A | N/A | N/A | BH118R | N/A | N/A |
| 9366-EWK | N/A | N/A | N/A | BH118R | N/A | N/A |
| 9367-E | 6000-402/E01-712 | N/A | B117RSW | B117RSW | N/A | N/A |
| 9367-EW | 6000-402 | N/A | B117RSW | B117RSW | N/A | N/A |
| 9368-E | N/A | N/A | N/A | N/A | N/A | N/A |
| 9368-EK | N/A | N/A | N/A | N/A | N/A | N/A |
| 9368-EW | 6070-4/E214 | N/A | B120R | BH118R | EZ21S0 | S118W |
| 9368-EWK | 6070-4/E214 | N/A | B120R | BH118R | EZ21S0 | S118W |
| 9372-NMHK | N/A | N/A | N/A | N/A | N/A | N/A |
| RD-42 | RD-30 | N/A | B234ADJC/RDS-30 | N/A | N/A | P242RRD |
| RD-42SS | N/A | N/A | N/A | N/A | N/A | P242SRD |

fiberglassBOX™: Paddle Fan Support Boxes

| Allied Moulded | Westinghouse | Arlington | Raco | Carlton PC | Steel City (T&B) | Carlton PH | Reiker (P&S) | Slater (P&S) |
|----------------|---------------------------|----------------|----------|----------------|---------------------|--------------|--------------|--------------|
| 9335-NFR/NKFR | N/A | FB417S/FBS420S | N/A | N/A | N/A | N/A | N/A | N/A |
| 9336-NKFR | 01040-11 | FBS415S | N/A | N/A | N/A | N/A | N/A | N/A |
| 9350-FAN/FANB | N/A | N/A | 927/928 | N/A | N/A | 4070-CFB-BHL | 65521/85502 | N/A |
| 9350-FRBKOW | N/A | FBRS420R | 934 | N/A | N/A | N/A | 22200 | N/A |
| 9350-KFR | N/A | FB423/FBS420 | 7120/299 | B720-SHK | 54171-CFB | CFB-16 | 44400/55528 | S1-6-FAN |
| 9351-NFR/NKFR | 01240-11 | FB417S | 294-1 | BH525L/BH525LP | 54171-F-CFB | 4170-CFB | 55020/55025 | S1-20-RFAN |
| 9364-FAN/FANB | 01525/ 01100/ 01010 | N/A | 925/926 | MB715H | N/A | N/A | N/A | N/A |
| 9364-FRBKOW | N/A | N/A | 935 | MB715RH | 54151CFB-BHL-OW | N/A | 33310/83300 | N/A |
| 9364-KFR | 01050-11 | FBS426 | N/A | N/A | N/A | N/A | 33303/55505 | N/A |
| 9365-NKFR | 01250-11 | N/A | N/A | BH525L | N/A | N/A | 55015/33303 | N/A |
| 9369-FB | 01020-11 | FBS426 | 296-1 | MB715S | 54151-CFB | N/A | N/A | N/A |
| 9369-FBH | 01250 | FBS415S | N/A | N/A | N/A | N/A | N/A | N/A |
| 9369-FRBKB | 0152511 | FBRS415 | 926-1 | MB715H | 54151CFB-BHL | N/A | 55501 | N/A |
| 9370-FR | 01030 | FB407 | N/A | N/A | N/A | N/A | N/A | S1-09-FAN |
| 9373-FR | 02000 | FB443 | 7120 | CFB-16 | N/A | N/A | N/A | S1-16-FAN |
| 9375-FR | 02525 | FB442/FB412 | 7120 | CFB-12 | N/A | N/A | N/A | N/A |