

## Pipe Straps, Conduit Clamps and Hangers

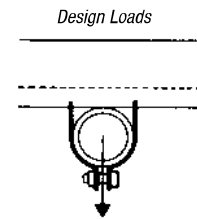

Pre-assembled for easy handling and sorting.

### Superstrut® Pipe Straps

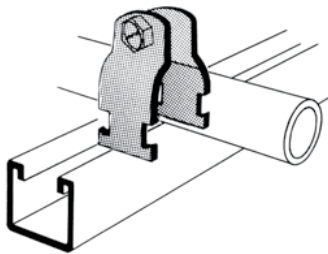
Superstrut® Pipe Straps are designed to be twist inserted anywhere along the slot side of the channel. Pipes can be placed as closely as pipe couplings permit.

#### Some unique features of the straps include:

- Bolt head is combination slot and hex head for flexibility of attachment
- Square nut is captivated on the shoulder for easy one-handed tightening
- Straps are interchangeable with 1½" strut for broader application
- Straps are shipped assembled so counting and sorting are easier
- Pipe or conduit sizes are shown on the strap for easy identification
- All Superstrut® Straps are preassembled for easy handling and sorting



#### 700 — Superstrut® Straps for EMT



CAT. NO.	EMT SIZE (IN.)	O.D. SIZE (IN.)	STEEL STRAP THICKNESS	DESIGN LOAD (LBS.)	STD. CTN.
700 3/8-STR	3/8	.577	14 ga.	750	100
700-1/2-STR	1/2	.706	14 ga.	750	100
700-3/4-STR	3/4	.922	14 ga.	750	100
700-1-STR	1	1.163	14 ga.	750	100
700-1-1/4-STR	1¼	1.510	14 ga.	750	50
700-1-1/2-STR	1½	1.740	12 ga.	800	50
700-2-STR	2	2.197	12 ga.	800	50

Standard Finish – GoldGalv®

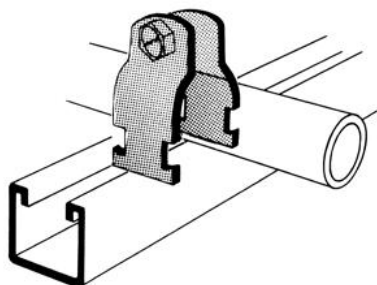
#### 701 — Superstrut® Straps for O.D. Tubing

CAT. NO.	TUBING O.D. (IN.)	STEEL STRAP THICKNESS	DESIGN LOAD (LBS.)	STD. CTN.
701-1/4	¼	14 ga.	750	100
701-3/8	3/8	14 ga.	750	100
701-1/2-STR	½	14 ga.	750	100
701-5/8	5/8	14 ga.	750	100
701-3/4	¾	14 ga.	750	100
701-7/8	7/8	14 ga.	750	100
701-1-STR	1	14 ga.	750	50
701-1-1/8	1⅛	14 ga.	1,000	100
701-1-1/4	1¼	14 ga.	1,000	25
701-1-3/8	1⅜	14 ga.	1,000	100
701-1-1/2	1½	14 ga.	1,000	25
701-1-5/8	1⅝	14 ga.	1,000	100
701-1-3/4	1¾	12 ga.	1,000	25
701-1-7/8	1⅞	12 ga.	1,000	50
701-2	2	12 ga.	1,000	50
701-2-1/8	2⅛	12 ga.	1,300	50
701-2-1/4	2¼	12 ga.	1,300	25
701-2-3/8	2⅜	12 ga.	1,300	25
701-2-1/2	2½	12 ga.	1,300	25
701-2-5/8	2⅝	12 ga.	1,300	50

(continued on following page)

## Pipe Straps, Conduit Clamps and Hangers

### 701 — Superstrut® Straps for O.D. Tubing (continued)



CAT. NO.	TUBING O.D. (IN.)	STEEL STRAP THICKNESS	DESIGN LOAD (LBS.)	STD. CTN.
701-2-3/4	2¾	12 ga.	1,300	25
701-2-7/8	2⅞	12 ga.	1,300	25
701-3	3	12 ga.	1,300	25
701-3-1/8	3⅛	12 ga.	1,300	25
701-3-1/4	3¼	12 ga.	1,300	25
701-3-3/8	3⅜	12 ga.	1,300	25
701-3-1/2	3½	12 ga.	1,300	25
701-3-5/8	3⅝	11 ga.	1,650	25
701-3-3/4	3¾	11 ga.	1,650	25
701-3-7/8	3⅞	11 ga.	1,650	25
701-4	4	11 ga.	1,650	25
701-4-1/8	4⅛	11 ga.	1,650	25
701-4-1/4	4¼	11 ga.	1,650	25
701-4-3/8	4⅜	11 ga.	1,650	25
701-4-1/2	4½	11 ga.	1,650	10
701-4-5/8	4⅝	11 ga.	1,650	10
701-4-3/4	4¾	11 ga.	1,650	10
701-4-7/8	4⅞	11 ga.	1,650	10
701-5	5	11 ga.	1,650	25
701-5-1/8	5⅛	11 ga.	1,650	10
701-5-1/4	5¼	11 ga.	1,650	10
701-5-3/8	5⅜	11 ga.	1,650	10
701-5-1/2	5½	11 ga.	1,650	10
701-5-5/8	5⅝	10 ga.	1,650	10
701-5-3/4	5¾	10 ga.	1,650	10
701-5-7/8	5⅞	10 ga.	1,650	10
701-6	6	10 ga.	1,650	10
701-6-1/8	6⅛	10 ga.	1,650	10
701-6-1/4	6¼	10 ga.	1,650	10
701-6-3/8	6⅜	10 ga.	1,650	10
701-6-1/2	6½	10 ga.	1,650	10
701-6-5/8	6⅝	10 ga.	1,650	10
701-6-3/4	6¾	10 ga.	1,650	10
701-6-7/8	6⅞	10 ga.	1,650	10
701-8	8	10 ga.	1,650	10

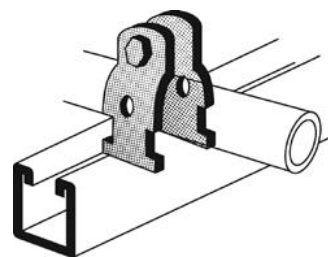
### 702 — Superstrut® Straps for Rigid Conduit, IMC and Pipe

- For Rigid or IMC Conduit, Pipe and Electric Metal Tubing (EMT)

CAT. NO.	RIGID CONDUIT OR PIPE SIZE (IN.)	O.D. SIZE (IN.)	STEEL STRAP THICKNESS	DESIGN LOAD (LBS.)	STD. CTN.
702-3/8	¾	.675	14 ga.	750	100
702-1/2	½	.840	14 ga.	750	100
702-3/4	¾	1.050	14 ga.	750	100
702-1	1	1.315	14 ga.	750	100
702-1-1/4	1¼	1.660	14 ga.	800	50
702-1-1/2	1½	1.900	12 ga.	800	50
702-2-STR	2	2.375	12 ga.	800	50
702-2-1/2	2½	2.875	12 ga.	1,000	50
702-3	3	3.500	12 ga.	1,650	50
702-3-1/2	3½	4.000	11 ga.	1,650	25
702-4	4	4.500	11 ga.	1,650	25
702-4-1/2	4½	5.000	11 ga.	1,650	25
702-5	5	5.563	11 ga.	1,650	25
702-6	6	6.625	11 ga.	1,650	10
702-8	8	8.625	11 ga.	1,650	10
702-10	10	10.750	10 ga.	1,650	25
702-12	12	12.750	10 ga.	1,650	25

Standard Finish — GoldGalv® brand. For Electro-Galvanized (Silver), add EG suffix.

### 703 — Universal Clamp



CAT. NO.	PIPE O.D. (IN.)	STEEL STRAP THICKNESS	DESIGN LOAD (LBS.)	STD. CTN.
703-1/2	.706-.840	16 ga.	400	100
703-3/4	.932-1.050	14 ga.	550	100
703 1	1.163-1.315	14 ga.	550	100
703-1-1/4	1.508-1.660	14 ga.	800	50
703-1-1/2	1.738-1.900	14 ga.	800	50
703-2	2.195-2.375	14 ga.	800	50

Standard Finish — GoldGalv®

## Pipe Straps, Conduit Clamps and Hangers

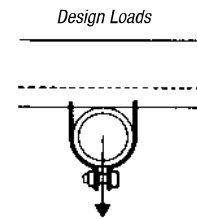

Pre-assembled for easy handling and sorting.

### Superstrut® Pipe Straps

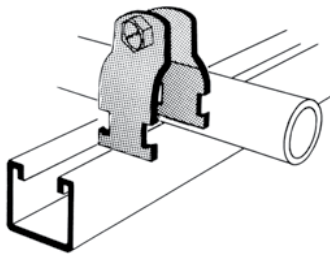
Superstrut® Pipe Straps are designed to be twist inserted anywhere along the slot side of the channel. Pipes can be placed as closely as pipe couplings permit.

#### Some unique features of the straps include:

- Bolt head is combination slot and hex head for flexibility of attachment
- Square nut is captivated on the shoulder for easy one-handed tightening
- Straps are interchangeable with 1½" strut for broader application
- Straps are shipped assembled so counting and sorting are easier
- Pipe or conduit sizes are shown on the strap for easy identification
- All Superstrut® Straps are preassembled for easy handling and sorting



#### 700 — Superstrut® Straps for EMT



CAT. NO.	EMT SIZE (IN.)	O.D. SIZE (IN.)	STEEL STRAP THICKNESS	DESIGN LOAD (LBS.)	STD. CTN.
700 3/8-STR	3/8	.577	14 ga.	750	100
700-1/2-STR	1/2	.706	14 ga.	750	100
700-3/4-STR	3/4	.922	14 ga.	750	100
700-1-STR	1	1.163	14 ga.	750	100
700-1-1/4-STR	1¼	1.510	14 ga.	750	50
700-1-1/2-STR	1½	1.740	12 ga.	800	50
700-2-STR	2	2.197	12 ga.	800	50

Standard Finish — GoldGalv®

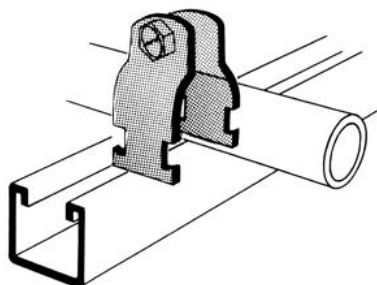
#### 701 — Superstrut® Straps for O.D. Tubing

CAT. NO.	TUBING O.D. (IN.)	STEEL STRAP THICKNESS	DESIGN LOAD (LBS.)	STD. CTN.
701-1/4	¼	14 ga.	750	100
701-3/8	3/8	14 ga.	750	100
701-1/2-STR	½	14 ga.	750	100
701-5/8	5/8	14 ga.	750	100
701-3/4	¾	14 ga.	750	100
701-7/8	7/8	14 ga.	750	100
701-1-STR	1	14 ga.	750	50
701-1-1/8	1⅛	14 ga.	1,000	100
701-1-1/4	1¼	14 ga.	1,000	25
701-1-3/8	1⅜	14 ga.	1,000	100
701-1-1/2	1½	14 ga.	1,000	25
701-1-5/8	1⅝	14 ga.	1,000	100
701-1-3/4	1¾	12 ga.	1,000	25
701-1-7/8	1⅞	12 ga.	1,000	50
701-2	2	12 ga.	1,000	50
701-2-1/8	2⅛	12 ga.	1,300	50
701-2-1/4	2¼	12 ga.	1,300	25
701-2-3/8	2⅜	12 ga.	1,300	25
701-2-1/2	2½	12 ga.	1,300	25
701-2-5/8	2⅝	12 ga.	1,300	50

(continued on following page)

## Pipe Straps, Conduit Clamps and Hangers

### 701 — Superstrut® Straps for O.D. Tubing (continued)



CAT. NO.	TUBING O.D. (IN.)	STEEL STRAP THICKNESS	DESIGN LOAD (LBS.)	STD. CTN.
701-2-3/4	2¾	12 ga.	1,300	25
701-2-7/8	2⅞	12 ga.	1,300	25
701-3	3	12 ga.	1,300	25
701-3-1/8	3⅛	12 ga.	1,300	25
701-3-1/4	3¼	12 ga.	1,300	25
701-3-3/8	3⅜	12 ga.	1,300	25
701-3-1/2	3½	12 ga.	1,300	25
701-3-5/8	3⅝	11 ga.	1,650	25
701-3-3/4	3¾	11 ga.	1,650	25
701-3-7/8	3⅞	11 ga.	1,650	25
701-4	4	11 ga.	1,650	25
701-4-1/8	4⅛	11 ga.	1,650	25
701-4-1/4	4¼	11 ga.	1,650	25
701-4-3/8	4⅜	11 ga.	1,650	25
701-4-1/2	4½	11 ga.	1,650	10
701-4-5/8	4⅝	11 ga.	1,650	10
701-4-3/4	4¾	11 ga.	1,650	10
701-4-7/8	4⅞	11 ga.	1,650	10
701-5	5	11 ga.	1,650	25
701-5-1/8	5⅛	11 ga.	1,650	10
701-5-1/4	5¼	11 ga.	1,650	10
701-5-3/8	5⅜	11 ga.	1,650	10
701-5-1/2	5½	11 ga.	1,650	10
701-5-5/8	5⅝	10 ga.	1,650	10
701-5-3/4	5¾	10 ga.	1,650	10
701-5-7/8	5⅞	10 ga.	1,650	10
701-6	6	10 ga.	1,650	10
701-6-1/8	6⅛	10 ga.	1,650	10
701-6-1/4	6¼	10 ga.	1,650	10
701-6-3/8	6⅜	10 ga.	1,650	10
701-6-1/2	6½	10 ga.	1,650	10
701-6-5/8	6⅝	10 ga.	1,650	10
701-6-3/4	6¾	10 ga.	1,650	10
701-6-7/8	6⅞	10 ga.	1,650	10
701-8	8	10 ga.	1,650	10


### 702 — Superstrut® Straps for Rigid Conduit, IMC and Pipe

- For Rigid or IMC Conduit, Pipe and Electric Metal Tubing (EMT)

CAT. NO.	RIGID CONDUIT OR PIPE SIZE (IN.)	O.D. SIZE (IN.)	STEEL STRAP THICKNESS	DESIGN LOAD (LBS.)	STD. CTN.
702-3/8	¾	.675	14 ga.	750	100
702-1/2	½	.840	14 ga.	750	100
702-3/4	¾	1.050	14 ga.	750	100
702-1	1	1.315	14 ga.	750	100
702-1-1/4	1¼	1.660	14 ga.	800	50
702-1-1/2	1½	1.900	12 ga.	800	50
702-2-STR	2	2.375	12 ga.	800	50
702-2-1/2	2½	2.875	12 ga.	1,000	50
702-3	3	3.500	12 ga.	1,650	50
702-3-1/2	3½	4.000	11 ga.	1,650	25
702-4	4	4.500	11 ga.	1,650	25
702-4-1/2	4½	5.000	11 ga.	1,650	25
702-5	5	5.563	11 ga.	1,650	25
702-6	6	6.625	11 ga.	1,650	10
702-8	8	8.625	11 ga.	1,650	10
702-10	10	10.750	10 ga.	1,650	25
702-12	12	12.750	10 ga.	1,650	25

Standard Finish — GoldGalv® brand. For Electro-Galvanized (Silver), add EG suffix.

### 703 — Universal Clamp



CAT. NO.	PIPE O.D. (IN.)	STEEL STRAP THICKNESS	DESIGN LOAD (LBS.)	STD. CTN.
703-1/2	.706-.840	16 ga.	400	100
703-3/4	.932-1.050	14 ga.	550	100
703 1	1.163-1.315	14 ga.	550	100
703-1-1/4	1.508-1.660	14 ga.	800	50
703-1-1/2	1.738-1.900	14 ga.	800	50
703-2	2.195-2.375	14 ga.	800	50

Standard Finish — GoldGalv®