

Push Buttons

Low Voltage

600 Series



Low voltage, panel mount push buttons with three types of centers: recessed, flush, or protruding. Each button has a phosphor bronze contact spring with a long duration wiping action. The button back is constructed of Zytel 101 nylon. May be used with 147-1 mounting plate.

Features and Specifications

- AC or DC up to 48 volts
- Recessed, flush or protruding button models
- Polished, anodized aluminum shell
- Snap fit or locknut type mounting
- Normally open momentary contacts

Ordering Information

Description	Cat. No.	Switching Voltage	Current		Center Type	Center Mounting	Color	Mounting Hole Diameter
			AC	DC				
Flush Center Push Button	690-W	12V	10.0 A	4.0 A	Flush	Snap fit	White	5/8" (16mm)
		24V	10.0 A	2.0 A				
		48V	5.0 A	1.0 A				
	691-W	12V	10.0 A	4.0 A	Flush	Locknut	White	5/8" (16mm)
		24V	10.0 A	2.0 A				
		48V	5.0 A	1.0 A				
Recessed Center Push Button	692-W	12V	10.0 A	4.0 A	Recessed	Snap fit	White	5/8" (16mm)
		24V	10.0 A	2.0 A				
		48V	5.0 A	1.0 A				
Protruding Center Push Button	694-B	12V	10.0 A	4.0 A	Protruding	Snap fit	Black	5/8" (16mm)
		24V	10.0 A	2.0 A				
		48V	5.0 A	1.0 A				
	694-W	12V	10.0 A	4.0 A	Protruding	Snap fit	White	5/8" (16mm)
		24V	10.0 A	2.0 A				
		48V	5.0 A	1.0 A				
	695-B	12V	10.0 A	4.0 A	Protruding	Locknut	Black	5/8" (16mm)
		24V	10.0 A	2.0 A				
		48V	5.0 A	1.0 A				
	695-W	12V	10.0 A	4.0 A	Protruding	Locknut	White	5/8" (16mm)
		24V	10.0 A	2.0 A				
		48V	5.0 A	1.0 A				

Accessories

Description	Cat. No.
Mounting Plate	147-1



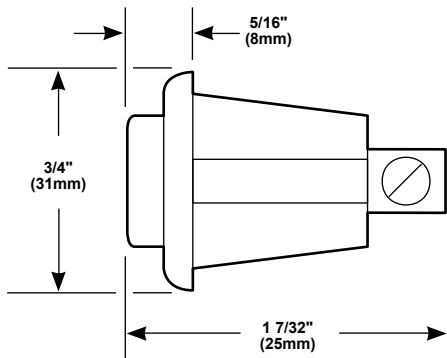
Push Buttons

Low Voltage

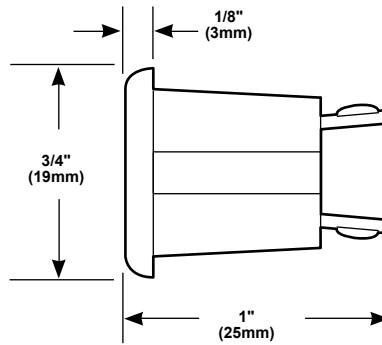
600 Series

Weights and Dimensions

Cat. No.	Approx. Net Weight (lb.)	Approx. Shipping Weight (lb.)
690-W	0.01	0.02
691-W	0.03	0.04
692-W	0.01	0.02
694-B	0.02	0.04
694-W	0.02	0.04
695-B	0.01	0.02
695-W	0.01	0.02
147-1	0.12	0.15



694-B, 694-W



690-W, 692-W

Push Buttons

Low Voltage

600 Series



Low voltage, panel mount push buttons with three types of centers: recessed, flush, or protruding. Each button has a phosphor bronze contact spring with a long duration wiping action. The button back is constructed of Zytel 101 nylon. May be used with 147-1 mounting plate.

Features and Specifications

- AC or DC up to 48 volts
- Recessed, flush or protruding button models
- Polished, anodized aluminum shell
- Snap fit or locknut type mounting
- Normally open momentary contacts

Ordering Information

Description	Cat. No.	Switching Voltage	Current		Center Type	Center Mounting	Color	Mounting Hole Diameter
			AC	DC				
Flush Center Push Button	690-W	12V	10.0 A	4.0 A	Flush	Snap fit	White	5/8" (16mm)
		24V	10.0 A	2.0 A				
		48V	5.0 A	1.0 A				
	691-W	12V	10.0 A	4.0 A	Flush	Locknut	White	5/8" (16mm)
		24V	10.0 A	2.0 A				
		48V	5.0 A	1.0 A				
Recessed Center Push Button	692-W	12V	10.0 A	4.0 A	Recessed	Snap fit	White	5/8" (16mm)
		24V	10.0 A	2.0 A				
		48V	5.0 A	1.0 A				
Protruding Center Push Button	694-B	12V	10.0 A	4.0 A	Protruding	Snap fit	Black	5/8" (16mm)
		24V	10.0 A	2.0 A				
		48V	5.0 A	1.0 A				
	694-W	12V	10.0 A	4.0 A	Protruding	Snap fit	White	5/8" (16mm)
		24V	10.0 A	2.0 A				
		48V	5.0 A	1.0 A				
	695-B	12V	10.0 A	4.0 A	Protruding	Locknut	Black	5/8" (16mm)
		24V	10.0 A	2.0 A				
		48V	5.0 A	1.0 A				
	695-W	12V	10.0 A	4.0 A	Protruding	Locknut	White	5/8" (16mm)
		24V	10.0 A	2.0 A				
		48V	5.0 A	1.0 A				

Accessories

Description	Cat. No.
Mounting Plate	147-1



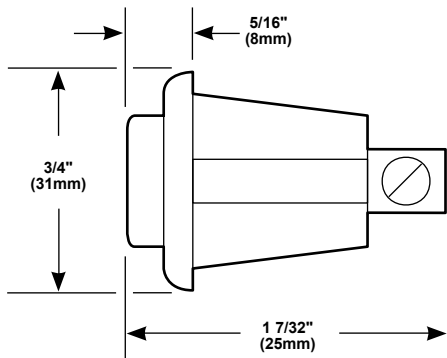
Push Buttons

Low Voltage

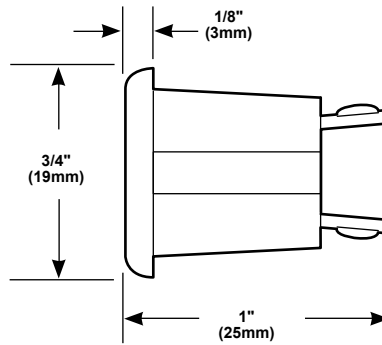
600 Series

Weights and Dimensions

Cat. No.	Approx. Net Weight (lb.)	Approx. Shipping Weight (lb.)
690-W	0.01	0.02
691-W	0.03	0.04
692-W	0.01	0.02
694-B	0.02	0.04
694-W	0.02	0.04
695-B	0.01	0.02
695-W	0.01	0.02
147-1	0.12	0.15



694-B, 694-W



690-W, 692-W