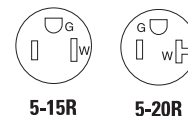


Commercial grade straight blade decorator receptacles

Project Name:	Prepared By:
Project Number:	Date:
Catalog Number:	Type:

Description

2-Pole, 3-Wire Grounding
 15A 125V/AC;
 20A 125V/AC
 NEMA 5-15, 5-20



6352



TR6352

Design features

- Tamper resistant receptacles provide compliance with 2014 NEC® Article 406.11 that states that all receptacles installed in dwelling units must be tamper resistant
- Durable impact and chemical resistant nylon face is virtually unbreakable (excluding 6252 and 6352)
- Terminal screws are backed out and ready to wire
- Extra-long and extra-wide mounting straps
- Terminals accept up to #10 solid or stranded wire

Table 1. Commercial Grade, Decorator Receptacles, Back & Side Wire

Catalog No.	Description	Amps	Volts	Color Suffix
□ 6252__	NEMA 5-15R Decorator Duplex Receptacle, Back & Side Wire	15	125	B, BK, GY, LA, V, W
□ 6250__	NEMA 5-15R Decorator Single Receptacle, Back & Side Wire	15	125	V, W
□ 6352__	NEMA 5-20R Decorator Duplex Receptacle, Back & Side Wire	20	125	A, B, BK, GY, LA, V, W
□ 6350__	NEMA 5-20R Decorator Single Receptacle, Back & Side Wire	20	125	B, V, W

Table 2. Commercial Grade Tamper Resistant Decorator Receptacles, Back & Side Wire

Catalog No.	Description	Amps	Volts	Color Suffix
□ TR6252__	NEMA 5-15R TR Decorator Duplex Receptacle, Back & Side Wire	15	125	LA, V, W
□ TR6250__	NEMA 5-15R TR Decorator Single Receptacle, Back & Side Wire	15	125	B, BK, V, W
□ TR6352__	NEMA 5-20R TR Decorator Duplex Receptacle, Back & Side Wire	20	125	A, B, BK, GY, LA, V, W
□ TR6350__	NEMA 5-20R TR Decorator Single Receptacle, Back & Side Wire	20	125	LA, V, W

Compliances, specifications and availability are subject to change without notice.



Powering Business Worldwide

Project Name:	Prepared By:
Project Number:	Date:
Catalog Number:	Type:

Applications

Commercial grade duplex receptacles are challenged on a daily basis to provide a consistent, reliable means of connectivity in a wide variety of environments. The applications vary greatly by environment, and provide challenges from impact and chemical resistance to environmental extremes such as heat and moisture. The breadth of the Arrow Hart Straight Blade Receptacle line provides solutions for all environments and applications.

Table 3. Specifications

Catalog No.	6252, 6250, 6352, 6350 Series	TR6250, TR6252, TR6350, TR6352 Series
Device Type	Decorator Commercial Grade Receptacles	Tamper Resistant Decorator Commercial Grade Receptacles
Wiring Type	Back & side wire	Back & side wire
Testing & Code Compliance	<ul style="list-style-type: none"> UL Listed to UL 498, file no. E15058 CSA Certified to C22.2, no. 42, file no. 6914, class 6233-01 NOM/ANSI Certified 	<ul style="list-style-type: none"> cULus Listed to UL 498, file no. E15058 NOM/ANSI Certified
Environmental Specifications	Flammability: Meets UL 94 requirements; V2 rated Temperature Rating: -20°C to 70°C (-4°F to 158°F)	Flammability: Meets UL 94 requirements; V2 rated Temperature Rating: -20°C to 70°C (-4°F to 158°F)
Electrical Specifications	Dielectric Voltage: Withstands 2000V per UL 498 Current Interrupting: Yes, at full-rated current Temperature Rise: Max. 30°C (86°F) after 250 cycles of overload @ 200% of rated current (DC).	Dielectric Voltage: Withstands 2000V per UL 498 Current Interrupting: Yes, at full-rated current Temperature Rise: Standard - max. 30°C (86°F) after 100 cycles of overload @ 150% of rated current (DC). Fed. Spec. - max. 30°C (86°F) after 250 cycles of overload @ 200% of rated current (DC)
Mechanical Specifications	Terminal Accommodation: #14 - 10 AWG Voltage Ratings: Permanently marked on device	Terminal Accommodation: #14 - 10 AWG Voltage Ratings: Permanently marked on device

Table 4. Materials

Catalog No.	6250, 6350 Series	6252, 6352 Series	TR6250, TR6252, TR6350, TR6352 Series
Face	Nylon	Nylon	Nylon
Base	Nylon	PVC	Nylon
Strap	0.050" thick galvanized steel	0.046" thick galvanized steel	0.050" thick galvanized steel
Auto Ground	Phosphor bronze staple	Phosphor bronze staple	Phosphor bronze staple
Line Contacts	0.037" thick 3-leaf brass	0.030" thick 3-leaf brass	0.030" thick 3-leaf brass
Ground Contact	Riveted	Riveted	Riveted
Terminal Screws	#8-32 Steel, brass plated hot, neutral screw nickel plated	#8-32 Steel, brass plated hot, neutral screw nickel plated	#8-32 Steel, brass plated hot, neutral screw nickel plated
Ground Screw	#8-32 Steel (green)	#8-32 Steel (green)	#8-32 steel (green)
Tamper Resistant Shutters	N/A	N/A	Reliable Delrin® shutter assembly

Table 5. Color Ordering Information

For ordering devices, include Cat. No. followed by the color code: A (Almond), B (Brown), BK (Black), GY (Gray) LA (Light Almond), V (Ivory), W (White)

A	B	BK	GY	LA	V	W
Almond	Brown	Black	Gray	Lt. Almond	Ivory	White

Project Name:	Prepared By:
Project Number:	Date:
Catalog Number:	Type:

Product Dimensions

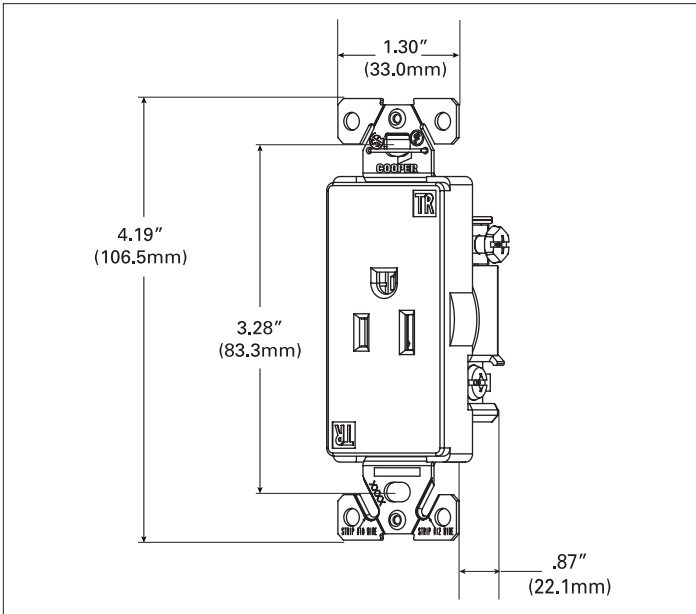


Figure 1. TR6250 Line Art with Dimensions

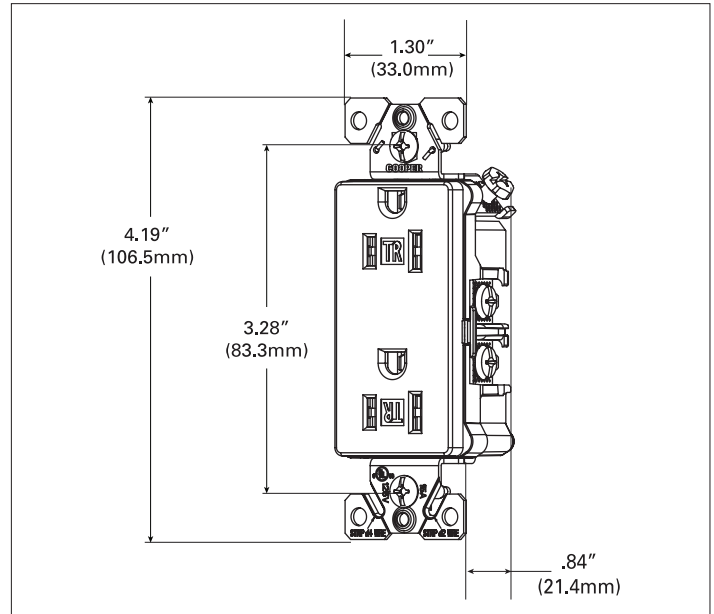


Figure 2. TR6252 Line Art with Dimensions

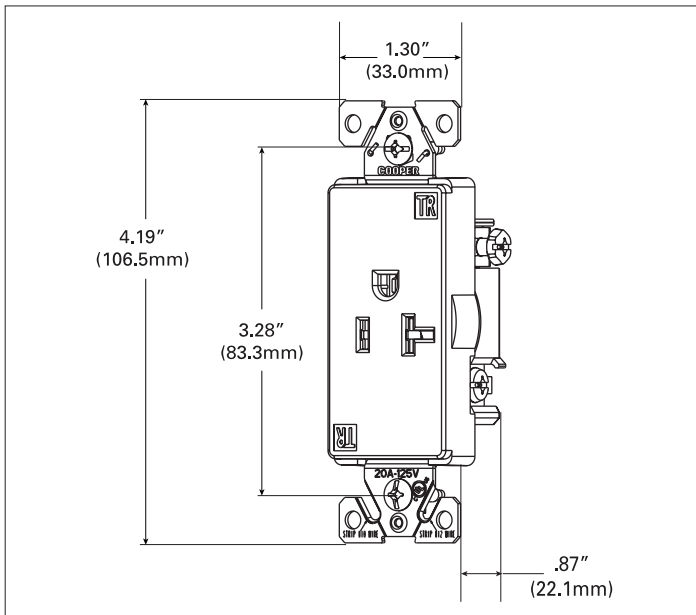


Figure 3. TR6350 Line Art with Dimensions

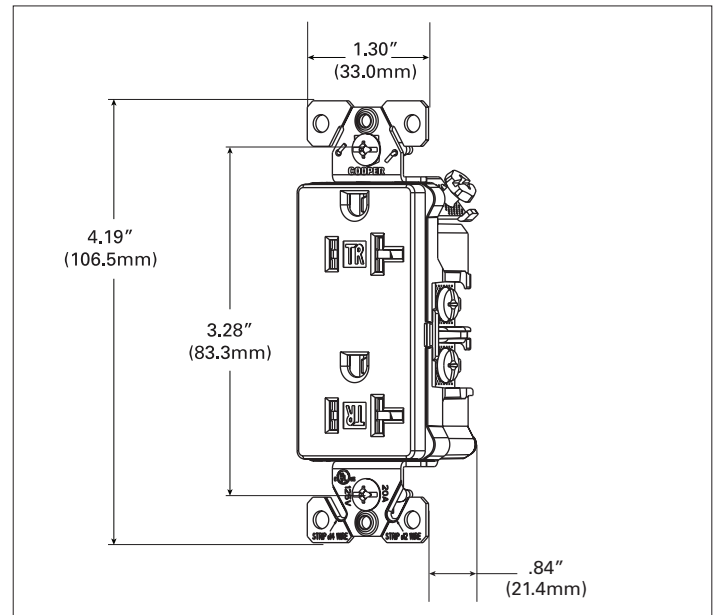











Figure 4. TR6352 Line Art with Dimensions

Technical Data


Effective November 2014

Project Name:	Prepared By:
Project Number:	Date:
Catalog Number:	Type:

Certifications & Compliances

Catalog No.									
6252	•	•	•	•	•	•	•	•	•
6250	•	•	•	•	•	•	•	•	•
6352	•	•	•	•	•	•	•	•	•
6350	•	•	•	•	•	•	•	•	•
TR6250	•	•	•	•	•	•	•	•	•
TR6252	•	•	•	•	•	•	•	•	•
TR6350	•	•	•	•	•	•	•	•	•
TR6352	•	•	•	•	•	•	•	•	•

KEY:  cULus  UL  Fed Spec  NAFTA  CSA
 NOM  Arrowlink  Build-To-Spec  ROHS

 Parts are manufactured and designed in accordance with article 4 of the European Union's RoHS2 directive 2011/65/EU

 Build-To-Spec Customizable Devices

Compliances, specifications and availability are subject to change without notice.

Electrical Sector
 203 Cooper Circle
 Peachtree City, GA 30269
 United States
 Eaton.com
 Cooperwiringdevices.com

Electrical Sector
 Canada Operations
 5925 McLaughlin Road
 Mississauga, Ontario, L5R 1B8
 Canada
 EatonCanada.ca
 Cooperwiringdevices.com

Electrical Sector
 Mexico Operations
 Carr. Tlalnepantla -
 Cuautitlan Km 178 s/n
 Col. Villa Jardin esq.
 Cerrada 8 de Mayo
 Cuautitlan, Mexico CP 54800
 Mexico
 Eaton.mx
 Cooperwiringdevices.com

Eaton
 1000 Eaton Boulevard
 Cleveland, OH 44122
 United States
 Eaton.com

© 2014 Eaton
 All Rights Reserved
 Printed in USA
 Publication No. E125-0148-14
 November 2014

Eaton is a registered trademark.

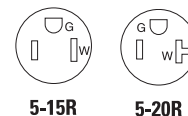
All other trademarks are property of their respective owners.

Commercial grade straight blade decorator receptacles

Project Name:	Prepared By:
Project Number:	Date:
Catalog Number:	Type:

Description

2-Pole, 3-Wire Grounding
 15A 125V/AC;
 20A 125V/AC
 NEMA 5-15, 5-20



6352



TR6352

Design features

- Tamper resistant receptacles provide compliance with 2014 NEC® Article 406.11 that states that all receptacles installed in dwelling units must be tamper resistant
- Durable impact and chemical resistant nylon face is virtually unbreakable (excluding 6252 and 6352)
- Terminal screws are backed out and ready to wire
- Extra-long and extra-wide mounting straps
- Terminals accept up to #10 solid or stranded wire

Table 1. Commercial Grade, Decorator Receptacles, Back & Side Wire

Catalog No.	Description	Amps	Volts	Color Suffix
<input type="checkbox"/> 6252__	NEMA 5-15R Decorator Duplex Receptacle, Back & Side Wire	15	125	B, BK, GY, LA, V, W
<input type="checkbox"/> 6250__	NEMA 5-15R Decorator Single Receptacle, Back & Side Wire	15	125	V, W
<input type="checkbox"/> 6352__	NEMA 5-20R Decorator Duplex Receptacle, Back & Side Wire	20	125	A, B, BK, GY, LA, V, W
<input type="checkbox"/> 6350__	NEMA 5-20R Decorator Single Receptacle, Back & Side Wire	20	125	B, V, W

Table 2. Commercial Grade Tamper Resistant Decorator Receptacles, Back & Side Wire

Catalog No.	Description	Amps	Volts	Color Suffix
<input type="checkbox"/> TR6252__	NEMA 5-15R TR Decorator Duplex Receptacle, Back & Side Wire	15	125	LA, V, W
<input type="checkbox"/> TR6250__	NEMA 5-15R TR Decorator Single Receptacle, Back & Side Wire	15	125	B, BK, V, W
<input type="checkbox"/> TR6352__	NEMA 5-20R TR Decorator Duplex Receptacle, Back & Side Wire	20	125	A, B, BK, GY, LA, V, W
<input type="checkbox"/> TR6350__	NEMA 5-20R TR Decorator Single Receptacle, Back & Side Wire	20	125	LA, V, W

Compliances, specifications and availability are subject to change without notice.



Powering Business Worldwide

Project Name:	Prepared By:
Project Number:	Date:
Catalog Number:	Type:

Applications

Commercial grade duplex receptacles are challenged on a daily basis to provide a consistent, reliable means of connectivity in a wide variety of environments. The applications vary greatly by environment, and provide challenges from impact and chemical resistance to environmental extremes such as heat and moisture. The breadth of the Arrow Hart Straight Blade Receptacle line provides solutions for all environments and applications.

Table 3. Specifications

Catalog No.	6252, 6250, 6352, 6350 Series	TR6250, TR6252, TR6350, TR6352 Series
Device Type	Decorator Commercial Grade Receptacles	Tamper Resistant Decorator Commercial Grade Receptacles
Wiring Type	Back & side wire	Back & side wire
Testing & Code Compliance	<ul style="list-style-type: none"> UL Listed to UL 498, file no. E15058 CSA Certified to C22.2, no. 42, file no. 6914, class 6233-01 NOM/ANSI Certified 	<ul style="list-style-type: none"> cULus Listed to UL 498, file no. E15058 NOM/ANSI Certified
Environmental Specifications	Flammability: Meets UL 94 requirements; V2 rated Temperature Rating: -20°C to 70°C (-4°F to 158°F)	Flammability: Meets UL 94 requirements; V2 rated Temperature Rating: -20°C to 70°C (-4°F to 158°F)
Electrical Specifications	Dielectric Voltage: Withstands 2000V per UL 498 Current Interrupting: Yes, at full-rated current Temperature Rise: Max. 30°C (86°F) after 250 cycles of overload @ 200% of rated current (DC).	Dielectric Voltage: Withstands 2000V per UL 498 Current Interrupting: Yes, at full-rated current Temperature Rise: Standard - max. 30°C (86°F) after 100 cycles of overload @ 150% of rated current (DC). Fed. Spec. - max. 30°C (86°F) after 250 cycles of overload @ 200% of rated current (DC)
Mechanical Specifications	Terminal Accommodation: #14 - 10 AWG Voltage Ratings: Permanently marked on device	Terminal Accommodation: #14 - 10 AWG Voltage Ratings: Permanently marked on device

Table 4. Materials

Catalog No.	6250, 6350 Series	6252, 6352 Series	TR6250, TR6252, TR6350, TR6352 Series
Face	Nylon	Nylon	Nylon
Base	Nylon	PVC	Nylon
Strap	0.050" thick galvanized steel	0.046" thick galvanized steel	0.050" thick galvanized steel
Auto Ground	Phosphor bronze staple	Phosphor bronze staple	Phosphor bronze staple
Line Contacts	0.037" thick 3-leaf brass	0.030" thick 3-leaf brass	0.030" thick 3-leaf brass
Ground Contact	Riveted	Riveted	Riveted
Terminal Screws	#8-32 Steel, brass plated hot, neutral screw nickel plated	#8-32 Steel, brass plated hot, neutral screw nickel plated	#8-32 Steel, brass plated hot, neutral screw nickel plated
Ground Screw	#8-32 Steel (green)	#8-32 Steel (green)	#8-32 steel (green)
Tamper Resistant Shutters	N/A	N/A	Reliable Delrin® shutter assembly

Table 5. Color Ordering Information

For ordering devices, include Cat. No. followed by the color code: A (Almond), B (Brown), BK (Black), GY (Gray) LA (Light Almond), V (Ivory), W (White)

A	B	BK	GY	LA	V	W
Almond	Brown	Black	Gray	Lt. Almond	Ivory	White

Project Name:	Prepared By:
Project Number:	Date:
Catalog Number:	Type:

Product Dimensions

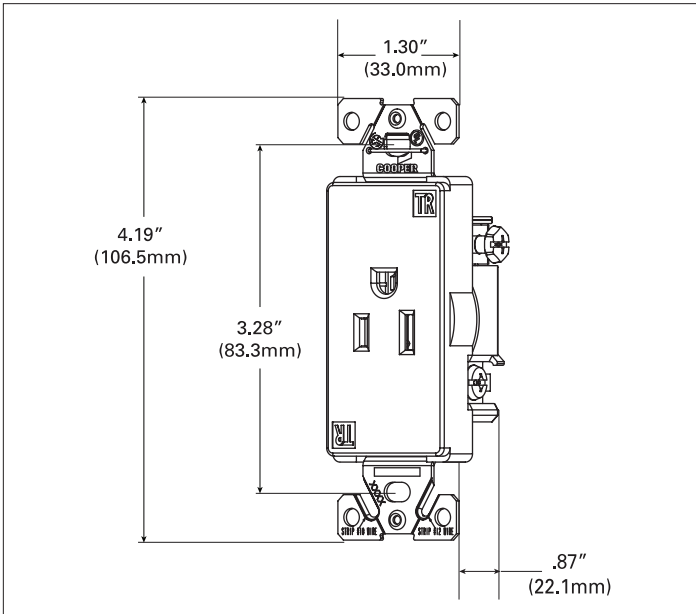


Figure 1. TR6250 Line Art with Dimensions

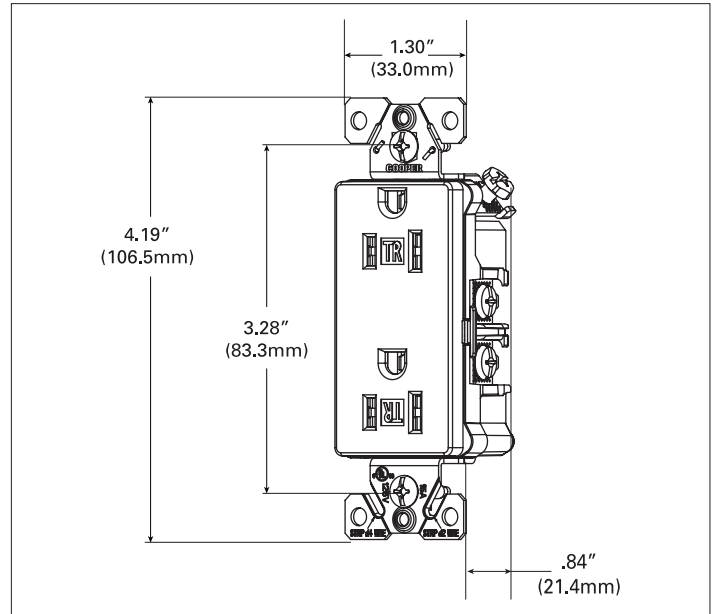


Figure 2. TR6252 Line Art with Dimensions

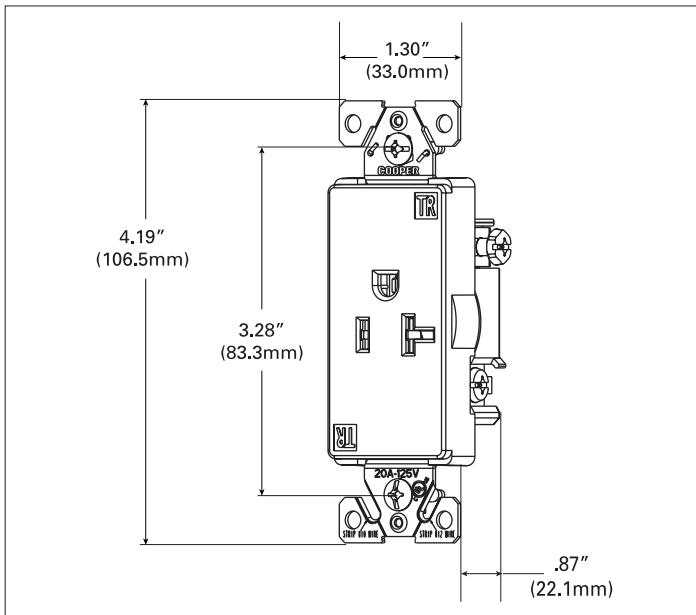


Figure 3. TR6350 Line Art with Dimensions

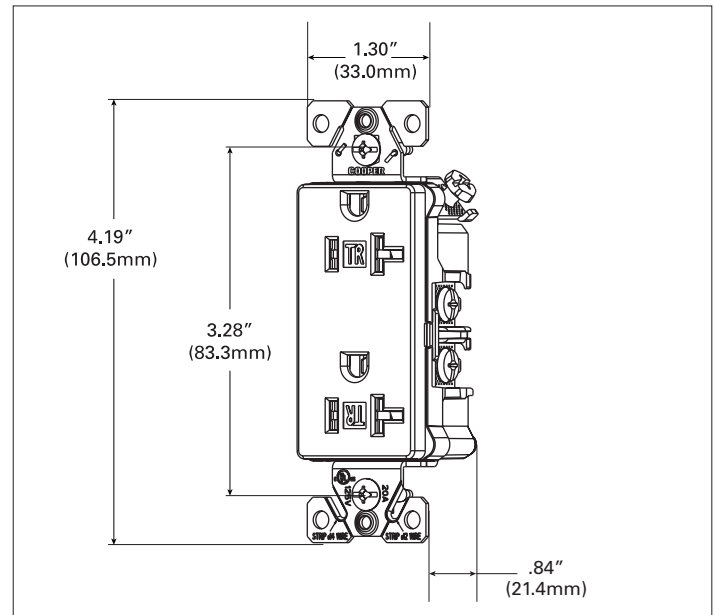


Figure 4. TR6352 Line Art with Dimensions

Technical Data

Effective November 2014

Project Name:	Prepared By:
Project Number:	Date:
Catalog Number:	Type:

Certifications & Compliances

Catalog No.	cULus	UL	FCS	USA	CSA	NOM 426	Arrowlink	Build-To-Spec	ROHS
6252	•	•	•	•	•	•	•	•	•
6250	•	•	•	•	•	•	•	•	•
6352	•	•	•	•	•	•	•	•	•
6350	•	•	•	•	•	•	•	•	•
TR6250	•	•	•	•	•	•	•	•	•
TR6252	•	•	•	•	•	•	•	•	•
TR6350	•	•	•	•	•	•	•	•	•
TR6352	•	•	•	•	•	•	•	•	•

KEY: cULus UL Fed Spec NAFTA CSA
 NOM 426 Arrowlink Build-To-Spec ROHS

Parts are manufactured and designed in accordance with article 4 of the European Union's RoHS2 directive 2011/65/EU

Build-To-Spec Customizable Devices

Compliances, specifications and availability are subject to change without notice.

Electrical Sector
 203 Cooper Circle
 Peachtree City, GA 30269
 United States
 Eaton.com
 Cooperwiringdevices.com

Electrical Sector
 Canada Operations
 5925 McLaughlin Road
 Mississauga, Ontario, L5R 1B8
 Canada
 EatonCanada.ca
 Cooperwiringdevices.com

Electrical Sector
 Mexico Operations
 Carr. Tlalnepantla -
 Cuautitlan Km 178 s/n
 Col. Villa Jardin esq.
 Cerrada 8 de Mayo
 Cuautitlan, Mexico CP 54800
 Mexico
 Eaton.mx
 Cooperwiringdevices.com

Eaton
 1000 Eaton Boulevard
 Cleveland, OH 44122
 United States
 Eaton.com

© 2014 Eaton
 All Rights Reserved
 Printed in USA
 Publication No. E125-0148-14
 November 2014

Eaton is a registered trademark.

All other trademarks are property of their respective owners.